

CLEANUP ACTION PLAN
VOLUNTARY CLEANUP PROGRAM
BUZZARD POINT D.C UNITED SOCCER STADIUM DEVELOPMENT
WASHINGTON, D.C.

by Haley & Aldrich, Inc.
McLean, Virginia

for McKissack & McKissack
Washington, D.C.





Haley & Aldrich, Inc.
7926 Jones Branch Drive
Suite 870
McLean, VA 22102
703.336.6200

2 August 2015
File No. 40223-002

McKissack & McKissack
901 K Street, NW 6th Floor
Washington, D.C. 20001

Attention: Mr. Mark Babbitt, P.E.

Subject: Cleanup Action Plan
Voluntary Cleanup Program
Buzzard Point D.C. United Soccer Stadium Development
Washington, D.C.

Ladies and Gentlemen:

Haley & Aldrich, Inc., prepared this Cleanup Action Plan (CAP) for the Buzzard Point properties located in southwest Washington, D.C. (Site) selected to be redeveloped as the new D.C. United Soccer Stadium. This CAP supplements the Voluntary Cleanup Program application submitted to the District of Department of the Environment on 3 March 2015.

This CAP was prepared to summarize and document the investigation activities and analytical evaluations conducted at the Site and describe the recommended cleanup action and rationale for remediating soil in conjunction with Site redevelopment plans.

Please do not hesitate to call if you have any questions or comments

Sincerely yours,
HALEY & ALDRICH, INC.

A handwritten signature in black ink, appearing to read "Dana L. Kennard".

Dana L. Kennard, P.E. (AZ 57689)
Assistant Project Manager

A handwritten signature in black ink, appearing to read "David A. Schoenwolf".

David A. Schoenwolf, P.E.
Principal Consultant | Senior Vice President

Enclosures

\\was\COMMON\Projects\40223 - M&M Potomac Ave SW\002\Deliverables\CAP 1\2015_0802_HAI_CleanupActionPlan_F.docx

Table of Contents

	Page
List of Tables	iii
List of Figures	iii
1. Introduction	1
1.1 PROPOSED DEVELOPMENT	1
1.2 SITE SETTING	1
1.3 SITE HISTORY	2
1.3.1 District of Columbia (Parcels 1 and 2)	2
1.3.2 Ein (Parcel 3)	2
1.3.3 Super Salvage (Parcel 4)	2
1.3.4 PEPCO (Parcels 5, 6, and 7)	2
1.3.5 Akridge (Parcel 8)	3
1.4 PHYSICAL SETTING	3
1.4.1 Topography	3
1.4.2 Hydrology	3
1.4.3 Geology	3
1.4.4 Hydrogeology	4
2. Background	5
2.1 DISTRICT OF COLUMBIA (PARCELS 1 AND 2)	6
2.2 EIN (PARCEL 3)	6
2.3 SUPER SALVAGE (PARCEL 4)	7
2.4 POTOMAC ELECTRIC POWER COMPANY (PARCELS 5, 6, AND 7)	7
2.5 AKRIDGE (PARCEL 8)	9
3. Data Evaluation	10
3.1 RECEPTORS AND POTENTIAL EXPOSURE PATHWAYS	10
3.2 SCREENING LEVELS	10
3.3 CHEMICALS OF POTENTIAL CONCERN	11
3.3.1 VOCs in Soil	11
3.3.2 SVOCs and PAHs in Soil	11
3.3.3 TPH in Soil	12
3.3.4 PCBs in Soil	12
3.3.5 Metals in Soil	12
3.3.6 Groundwater	12
3.4 AREAS OF POTENTIAL CONCERN	12
4. Cleanup Action Plan	14
4.1 SOIL REMEDIATION	14

Table of Contents

	Page
4.1.1 Pre-field Activities	15
4.1.2 Environmental Monitoring	15
4.1.3 Construction Dewatering	16
4.1.4 Soil Management	17
5. Post-Remediation Activities	18
5.1 CONFIRMATION SAMPLE COLLECTION	18
5.2 DATA EVALUATION	18
5.3 VAPOR INTRUSION MITIGATION	18
6. Limitations	19

Tables

Figures

Appendix A – Environmental Field Screening Procedures

Appendix B – Underground Storage Tank Removal Procedures

Appendix C – Waste Sampling, Profiling, and Disposal

List of Tables

Table No.	Title
1	Summary of Soil Sample Analytical Results and Exceedances – SVOCs and TPH
2	Summary of Soil Sample Analytical Results and Exceedances – Metals and PCBs
3	Summary of Soil Sample Analytical Results and Exceedances – VOCs
4	Summary of Groundwater Sample Analytical Results and Exceedances

List of Figures

Figure No.	Title
1	Site Locus
2	Site Plan
3	Soil Sampling Location Map
4	Soil Sample Locations Exceeding Soil Screening Levels (DC Parcel 1)
5	Soil Sample Locations Exceeding Soil Screening Levels (DC Parcel 2 and Super Salvage Parcel 4)
6	Soil Sample Locations Exceeding Soil Screening Levels (Ein Parcel 3)
7	Soil Sample Locations Exceeding Soil Screening Levels (PEPCO Parcels 5, 6, and 7)
8	Soil Sample Locations Exceeding Soil Screening Levels (Akridge Parcel 8)
9	Groundwater Sample Locations Exceeding Groundwater Screening Levels
10	Waste Classification Footprint

1. Introduction

This Cleanup Action Plan (CAP) was prepared by Haley & Aldrich, Inc., (Haley & Aldrich) for the Buzzard Point properties located in southwest Washington, D.C. ([Site]; Figure 1) selected to be redeveloped as the new D.C. United Soccer Stadium. This CAP supplements the Voluntary Cleanup Program (VCP) application submitted to the District of Department of the Environment (DDOE) on 3 March 2015 and approved on 28 July 2015.

The purpose of this CAP is to summarize and document the investigation activities and analytical evaluations conducted at the Site, describe the recommended cleanup action and rationale for remediating Site soil, and identify the potential need to mitigate possible vapor migration concerns in conjunction with Site redevelopment plans. Documented petroleum releases and reported chemical concentrations in soil and groundwater have contributed to the decision to enroll in the VCP and voluntarily cleanup the Site's soil during redevelopment with approval of this CAP.

The Site is divided into two parts to facilitate redevelopment as shown in Figure 2: Stadium Development, and Ancillary Development. Though recent environmental investigations targeted the Site as a whole, this CAP only applies to the Stadium Development.

1.1 PROPOSED DEVELOPMENT

As shown in Figure 2, the D.C. United Soccer Stadium development includes the construction of a stadium and ancillary support facilities. This CAP only applies to the Stadium Development area as indicated above. As currently envisioned by the stadium design team, the stadium will seat 18,000 to 20,000 fans and will include team support spaces, concession space, merchandising space, building operations facilities, broadcast and press facilities, and a restaurant and lounge. The elevation of the playing field and stadium entrances will be at approximately the existing Site grade. There will be no below grade building spaces. To facilitate the construction of the stadium foundations, there will be no excavations deeper than 10 feet below the existing ground surface.

1.2 SITE SETTING

The Site is in an area of Washington, D.C. referred to as Buzzard Point. The Site comprises approximately 13 acres. The Site consists of eight individual parcels located in the vicinity of Potomac Avenue, SW and 1st Street, SW. The Site is bounded by Potomac Avenue, SW and R Street, SW to the north, 2nd Street, SW to the west, T Street, SW to the south, and Half Street, SW to the east as shown in Figure 2.

The Stadium Development consists of the following parcels:

- Square 0661, Lot 0800 and Square 0603S, Lot 0800 (owned by the District of Columbia [D.C.]) referred to as Parcel 1 and Parcel 2, respectively (Figure 2);
- Square 0605, Lot 0007 (owned by Rollingwood Real Estate, LLC, [Ein]) referred to as Parcel 3 (Figure 2);
- Square 0605, Lot 0802 (owned by Super Salvage, Inc., [Super Salvage]) referred to as Parcel 4 (Figure 2);

- The western portions of Square 0661, Lots 0804, and 0805 and Square 0665, Lot 0024 (owned by Potomac Electric Power Company [PEPCO]) referred to as Parcels 5, 6, and 7, respectively (Figure 2); and
- Square 0607, Lot 0013 (owned by SW Land Holder, LLC, [Akridge]) referred to as Parcel 8.

The Site is relatively flat with a gradual downward slope to the south and generally situated at an elevation of approximately 21 feet above mean sea level.

1.3 SITE HISTORY

The Site is currently used for parking, industrial warehouses, storage, and a salvage operation as described in the following section.

Historic Site usage includes vehicle fueling and storage, salvage operations, and electrical power management (former substation and power generation). An abbreviated parcel-specific history is provided below.

1.3.1 District of Columbia (Parcels 1 and 2)

The D.C. Parcel 1 has historically been used as a salt storage facility, with a salt dome covering a relatively large portion of the parcel.

By 1949, the D.C. Parcel 2 was developed for residential use. By 1957, the parcel may have been used as part of a scrap metal yard. The parcel is currently leased by Super Salvage from D.C. to store vehicles and equipment.

1.3.2 Ein (Parcel 3)

By 1949, the Ein parcel was developed for residential use. In 1972, the office and vehicle maintenance shop was constructed for a local telephone company (WSP Environment & Energy LLC [WSP], 2011). The office and warehouse were then reportedly used for an electrical contracting business, and later as an AT&T facility (Haley & Aldrich, 2013). Alta Bicycle Share, Inc., has occupied the parcel since 2012 as their administrative headquarters and to maintain and store bicycles for the Capital Bikeshare Program.

1.3.3 Super Salvage (Parcel 4)

In the 1940s, the Super Salvage parcel was reportedly developed for commercial/industrial use (Haley & Aldrich, 2015d). Since the 1950s, the parcel has operated as a salvage yard for diverse metal structures, including duct works, iron sheets, cast iron grids, radiators, rebar, and beams.

1.3.4 PEPCO (Parcels 5, 6, and 7)

By 1944, the parcels that are currently owned by PEPCO were developed for residential use (Haley & Aldrich, 2014c). In the late 1960s, two large aboveground storage tanks (ASTs) were installed at Parcel 6. By 1984, PEPCO converted Parcels 6 and 7 for electrical power management. Parcel 5 was reportedly used as a parking lot and Parcel 6 housed two large fuel oil ASTs that fed the electrical substation located south on Parcel 7. Parcels 5, 6, and 7 are currently vacant.

1.3.5 Akridge (Parcel 8)

By the 1940s, the parcel currently owned by Akridge was developed for residential use (Haley & Aldrich, 2014a). By 1970, PEPCO was operating a garage in the northwestern portion of the parcel; the remainder of the parcel was used as a parking lot. PEPCO historically used the parcel as a gasoline filling station for vehicles. The parcel is now comprised of an asphalt parking lot and a building to store end-of-life vehicles.

1.4 PHYSICAL SETTING

The Site geology and hydrology were evaluated based on a review of the Site investigations, available public information or references, and on experience and understanding of subsurface conditions in the Site area.

The Site and its vicinity are located within an urban area characterized by disturbed surface soils covered with structures and other impervious materials (pavement and concrete).

1.4.1 Topography

Topographically, the Site and its vicinity are relatively flat with a gradual downward slope to the south. The Site is at an elevation of approximately 21 feet above sea level.

1.4.2 Hydrology

Surface water appears to flow from the Site in a southerly direction based on surface topography. Regional groundwater flow is anticipated to be tidally influenced based on the location of the Anacostia River, located approximately 0.1 mile east and 0.2 mile south, and the Potomac River, located approximately 0.3 mile to the west. Hydrogeologic investigations were not performed at the Site during previous investigations at each parcel; it is therefore unknown to what extent localized variations in groundwater depth and flow occur beneath the Site.

According to the Flood Insurance Rate Map, the Site is located within a floodplain. Potable water is supplied to the Site by the District of Columbia Water and Sewer Authority.

1.4.3 Geology

The Site is underlain by a surficial layer of fill soil and the underlying native soils consist of clay, sand, and gravel. Approximately 10 feet of fill material was encountered at the Site consisting of clayey sand and sandy lean clay with variable amounts of gravel, and small quantities of construction debris. Clays, sands, and clayey gravel were observed beneath the fill to a depth of approximately 35 feet bgs. Direct-push borings advanced during previous investigations at the Site did not encounter bedrock.

The Site is located within the Atlantic Coastal Plain physiographic province that is characterized by relatively thick seaward-dipping fluvial marine sediments of Cretaceous to recent geologic age. These deposits are typically laterally heterogeneous due to unconformities, facies changes, and variations in physical properties with age and burial depth. Paleozoic geologic age crystalline bedrock underlies the marine sediments. According to the 1958 USGS Geologic Map of Washington DC and Vicinity, the Site is underlain by the Quaternary geologic age Palmico Formation and recent alluvium.

1.4.4 Hydrogeology

The Cretaceous Potomac aquifer extends under most of the Northern Atlantic Coastal Plain. The lower portion of this aquifer underlies the Site. The confining units of the aquifer consist primarily of silt and clay. The Potomac aquifer system is mainly composed of sand and gravel interbedded with clayey silt. The hydrogeology of the region is characterized by numerous water-bearing zones that may be perched and otherwise distributed in a heterogeneous manner. The water-bearing zones can either be confined or unconfined depending on the permeability of the sands, silts, clays, and gravels that may be present. The Site is located in the Salisbury Embayment and is southeast of the fall line that defines the western boundary of the Atlantic Coastal Plain.

According to a “Voluntary Cleanup Action Plan” prepared by Schnabel Engineering North, LLC, [Schnabel] for a property located approximately 0.2 mile northeast of the Site, perched water has been observed at the fill-clay interface at depths generally ranging from 10 to 15 feet bgs (Schnabel, 2006). Haley & Aldrich made similar observations in the groundwater monitoring wells installed during Site investigations. This water level depth was also observed by Haley & Aldrich in the test borings drilled for the National Defense University facility at Fort McNair, immediately across 2nd Street, SW, and west of the Site.

Temporary groundwater monitoring wells installed during previous investigations conducted by Haley & Aldrich are shown in Figure 2. No production wells were observed on the parcels.

2. Background

Documented Site investigations began in 1990 and are summarized below. In general, the information summarized in this section has been presented in several documents over the past 25 years; key submittals that support the purpose of this CAP include:

- “Assessment of the Buzzard Point Properties” prepared by Geomatrix, Inc., (Geomatrix) in 1990;
- “Comprehensive Site Assessment, Potomac Electric Power Company, Buzzard Point Station, 1st and V Street” prepared by TPH Technology, Incorporated, (TPH Technology) dated 14 August 1993;
- “Corrective Action Plan, Remedial Specifications and Implementation Details, Buzzard Point Generation Station” prepared by TPH Technology, dated March 1995.
- “Phase II Environmental Site Assessment” prepared by Advantage Environmental Consultants, LLC, (AEC), dated June 10, 2005;
- “Phase II Environmental Site Assessment Summary,” prepared by WSP, dated January 31, 2011;
- “Report on ASTM Phase I Environmental Site Assessment with Limited Phase II Subsurface Sampling, Ein Property at Square 0605, Lot 0007,” prepared by Haley & Aldrich, dated 23 October 2013;
- “Report on ASTM Phase I and Limited Subsurface Sampling, Akridge Parcel at Buzzard Point, Square 607, Lot 0013,” prepared by Haley & Aldrich, dated 8 January 2014;
- “Report on ASTM Phase I Environmental Site Assessment and Limited Phase II Subsurface Sampling, District of Columbia Parcel at Buzzard Point, Square 661, Lot 0800,” prepared by Haley & Aldrich, dated 8 September 2014;
- “Report on ASTM Phase I Environmental Site Assessment and Limited Phase II Subsurface Sampling, Potomac Avenue & 1st Street SW,,” prepared by Haley & Aldrich, dated 9 September 2014;
- “Phase II Soil Investigation Report, Voluntary Cleanup Program, Super Salvage, Inc., Parcel at Buzzard Point, Square 0605, Lot 0802,” prepared by Haley & Aldrich, dated 15 June 2015;
- “Phase II Soil Investigation Report, Voluntary Cleanup Program, District of Columbia Parcel at Buzzard Point, Square 0603S, Lot 0800,” prepared by Haley & Aldrich, dated 26 June 2015;
- “Report on ASTM Phase I Environmental Site Assessment and Subsurface Sampling, District of Columbia Parcel at Buzzard Point, Square 0603S, Lot 0800,” prepared by Haley & Aldrich, dated 24 July 2015;
- “Report on ASTM Phase I Environmental Site Assessment and Subsurface Sampling, Super Salvage Inc. Parcel at Buzzard Point, Square 0605, Lot 0802,” prepared by Haley & Aldrich, dated 24 July 2015;
- “Phase II Soil Investigation Report, Voluntary Cleanup Program, District of Columbia Parcel at Buzzard Point, Square 0661, Lot 0800,” prepared by Haley & Aldrich, dated 24 July 2015;
- “Phase II Soil Investigation Report, Voluntary Cleanup Program, Rollingwood Real Estate, LLC, Parcel at Buzzard Point, Square 0605, Lot 0007,” prepared by Haley & Aldrich, dated 24 July 2015;

- “Phase II Soil Investigation Report, Voluntary Cleanup Program, Potomac Electric Power Company Parcels at Buzzard Point, Square 0661, Lots 0804, 0805, and Square 0665, Lot 0024,” prepared by Haley & Aldrich, dated 31 July 2015; and
- “Phase II Soil Investigation Report, Voluntary Cleanup Program, SW Land Holder, LLC, Parcel at Buzzard Point, Square 0607, Lot 0013,” prepared by Haley & Aldrich, dated 31 July 2015.

The Site investigations summarized in this section used a variety of soil and groundwater screening criteria (herein referred to as historical screening criteria). These criteria have since been refined based on the potential receptors and pathways associated with the redevelopment plans as described in Section 3.2.

2.1 DISTRICT OF COLUMBIA (PARCELS 1 AND 2)

In 2013, Haley & Aldrich conducted a Phase I and limited Phase II environmental site assessment (ESA) at Parcel 1 (Haley & Aldrich, 2014b). Soil and groundwater samples were collected at location GTW-661-800-1 shown in Figure 3. The analytical results are provided in Tables 1 through 4.

In 2015, Haley & Aldrich conducted a Phase I and Phase II ESA at Parcel 2 (Haley & Aldrich, 2015c; Haley & Aldrich, 2015b). Soil samples were collected at locations GSS-603-800-1, GSS-603-800-2, and GSS-603-800-3 shown in Figure 3. Haley & Aldrich also conducted a supplemental Phase II ESA at Parcel 1 (Haley & Aldrich, 2015e). Soil sample were collected around historical boring GTW-661-800-1. Soil sample locations and exceedances are shown in Figure 4 and 5. The analytical results are provided in Tables 1 through 4.

2.2 EIN (PARCEL 3)

In 2010, CEC Environmental, Inc., (CEC) conducted a Phase I ESA that identified one historical recognized environmental concern (REC), a 3,500-gallon gasoline underground storage tank (UST) with reported leakage resulting in soil and groundwater contamination, the extent of the contamination unknown (CEC, 2010). The tank was permanently removed and three groundwater monitoring wells were installed. CEC identify no additional RECs.

In 2011, WSP conducted a Phase I ESA that also noted the historical leaking underground storage tank (LUST) case had been satisfactorily closed and remediated (WSP, 2011b). WSP also conducted a Phase II ESA that included sampling soil and groundwater at suspect RECs: two large floors drains in the warehouse area of the building and the associated in-ground oil/water separator that may receive chemicals from the warehouse building, and the adjacent Super Salvage (Parcel 4) property (WSP, 2011b). Four soil borings were advanced and soil samples collected at multiple depths at locations SB-1 through SB-4 as shown in Figure 3. Groundwater samples were collected from two existing groundwater monitoring wells. Soil analytical results indicated that arsenic, lead, benzo(a)pyrene, dibenze(a,h)anthracene, and diesel range total petroleum hydrocarbons (TPH-DRO) concentrations exceeded the historical screening criteria (WSP, 2011a). A review of groundwater analytical results indicated that arsenic concentrations exceeded the historical screening criteria, while VOC and polycyclic aromatic hydrocarbons (PAH) concentrations did not exceed the historical screening criteria (WSP, 2011a).

In 2014, Haley & Aldrich conducted a Phase I and limited Phase II ESA that identified one known REC (i.e., potential petroleum impacts to soil and groundwater from sources outside of the parcel). Soil and groundwater samples were also collected from two temporary groundwater monitoring wells at locations GTW-605-7-1 and GTW-605-7-2 as shown in Figure 3 (Haley & Aldrich, 2013). A review of soil analytical results indicated that benzo(a)pyrene and arsenic concentrations exceeded the historical screening criteria. A review of groundwater analytical results indicated that chemical concentrations did not exceed the historical screening criteria. The analytical results are provided in Tables 1 through 4.

In 2015, Haley & Aldrich conducted a supplemental Phase II ESA to obtain additional information regarding the extent of chemicals in soil and collect an additional round of groundwater samples for analysis from the existing temporary monitoring wells locations GTW-605-7-1 and GTW-605-7-2 as shown in Figure 3 (Haley & Aldrich, 2015f). Forty-five soil borings were advanced and soil samples were collected. A review of soil analytical results indicated that TPH-DRO, PAH, and metals concentrations exceeded the soil screening levels (see Section 3.2; Haley & Aldrich, 2015f). Soil sample locations and exceedances are shown in Figure 6. A review of groundwater analytical results indicated that reported detection limits for select VOCs (1,2-dibromo-3-chloropropane [DBCP], 1,2-dibromoethane [ethylene dibromide], and methylene chloride) exceeded the groundwater screening levels (see Section 3.2), though the results were reported as non-detect. The analytical results are provided in Tables 1 through 4.

2.3 SUPER SALVAGE (PARCEL 4)

In 2005, URS Corporation, Inc., (URS) and AEC conducted Phase I ESAs at adjacent properties and identified Super Salvage on the Resource Conservation and Recovery Act (RCRA) Small Quantity Generator, LUST and UST databases (URS, 2005; AEC, 2005a).

In 2014, Haley & Aldrich conducted a Phase I ESA that identified five known RECs (Haley & Aldrich, 2015d).

In 2015, Haley & Aldrich conducted a Phase II ESA. Soil samples were collected from 10 locations (GTW-605-802-1, GTW-605-802-2, GTW-605-802-6, GTW-605-802-7, GTW-605-802-9, GSS-605-802-10, GSS-605-802-11, GSS-605-802-12, DP-001, and DP-002). Groundwater samples were collected from five new temporary monitoring wells (locations GTW-605-802-1, GTW-605-802-2, GTW-605-802-6, GTW-605-802-7, and GTW-605-802-9). The sample locations are shown in Figure 5. Several proposed sample locations were inaccessible because of restrictions associated with an active salvage yard (e.g., storage piles) and unknown subsurface constraints (e.g., boring advancement refusal). A review of soil analytical results indicated that TPH-DRO, metals, PAH, and VOC concentrations exceeded the soil screening levels (see Section 3.2; Haley & Aldrich, 2015a). Soil sample locations and exceedances are shown in Figure 5. A review of groundwater analytical results indicated that metals and VOC concentrations exceeded the groundwater screening levels and reported detection limits for select VOCs and PAHs exceeded the groundwater screening levels (see Section 3.2), though the results were reported as non-detect (Haley & Aldrich, 2015a). The analytical results are provided in Tables 1 through 4.

2.4 POTOMAC ELECTRIC POWER COMPANY (PARCELS 5, 6, AND 7)

PEPCO has been monitoring observation wells associated with leaking USTs at these parcels since as early as the 1970s. In 1993, free phase (liquid) hydrocarbons were discovered in an observation well in the combustion turbine area. The Department of Consumer and Regulatory Affairs issued a written

directive to PEPCO, and TPH Technology completed a comprehensive site assessment for LUST case #93-051 (TPH Technology, 1993). The assessment included a shallow soil gas survey, installation of 11 groundwater monitoring wells, and soil and groundwater sample collection and analysis. Soil and groundwater analytical results indicated that TPH and benzene, toluene, ethylbenzene, and xylenes (BTEX) concentrations were elevated. A review of groundwater analytical results also indicated that naphthalene concentrations were elevated, suggesting a groundwater plume of free phase and dissolved phase hydrocarbons. The TPH Technology report also noted that approximately 2,717 gallons of liquid phase product was recovered from the parcel during the late 1980s (TPH Technology, 1993).

In 1995, TPH Technology prepared a corrective action plan following completion of the comprehensive site assessment to summarize the results of soil and groundwater assessment activities and describe the remedial action plans (TPH Technology, 1995). Based on a review of the results, TPH Technology estimated a larger product plume than initially suggested based on the initial petroleum release at approximately 17,200 square feet, representing 1,600 to 3,600 gallons of hydrocarbons.

In 1996, TPH Technology implemented their corrective action plan and installed a soil vapor extraction (SVE) system that operated from January 1996 to November 1999 and removed approximately 6,925 gallons of petroleum from groundwater. From May 2001 to April 2002, a portable high vacuum pump and treat system was also used to recover petroleum compounds.

In 2002, PEPCO requested that the SVE system be decommissioned and replaced by a passive remediation approach that consequently removed approximately 1,350 gallons of hydrocarbons.

In 2005, AEC conducted a Phase I ESA at the Akridge parcel and noted that TPH and BTEX concentrations in groundwater at PEPCO exceeded the historical screening criteria except in three downgradient wells (AEC, 2005a). Passive remediation with absorbent booms and monitoring was being conducted at that time.

In 2010, the DDOE issued a “No Further Action” letter to PEPCO in reference to LUST case #93-051 stating that “the residual contamination left in place at this site does not pose a threat to human health and/or the environment” (DDOE, 2010). The DDOE acknowledged that no further remedial action is necessary at the parcel unless residually contaminated soil is removed, disturbed, or excavated.

In 2014, Haley & Aldrich conducted a Phase I and limited Phase II ESA. The Phase I identified known RECs (i.e., soil and groundwater petroleum impacts from historical operations) and suspect RECs (i.e., substation-related chemicals, former ASTs and associated piping, and adjacent property impacts). During the Phase II, soil and groundwater samples were collected from five locations identified as RECs (GTW-661-805-1, GTW-661-804-1, GTW-661-804-2, GTW-661-804-3, and GTW-661-24-1) shown in Figure 7 (Haley & Aldrich, 2014c). A review of soil analytical results indicated that gasoline range total petroleum hydrocarbons (TPH-GRO) and TPH-DRO concentrations exceeded the historical screening criteria (Haley & Aldrich, 2014c). A review of groundwater analytical results indicated that benzene concentrations exceeded the historical screening criteria (Haley & Aldrich, 2014c). The analytical results are provided in Tables 1 through 4.

In 2015, Haley & Aldrich conducted a supplemental Phase II ESA to attempt to delineate the extent of chemicals in soil and collect an additional round of groundwater samples for analysis from the existing temporary wells (locations GTW-661-805-1, GTW-661-804-1, GTW-661-804-2, GTW-661-804-3, and GTW-661-24-1) shown in Figure 2 (Haley & Aldrich, 2015g). Forty-seven soil borings were advanced and

soil samples were collected. A review of soil analytical results indicated that TPH-GRO, TPH-DRO, and several PAH, VOC, and metals concentrations exceeded the soil screening levels (see Section 3.2; Haley & Aldrich, 2015g). Soil sample locations and exceedances are shown in Figure 7. A review of groundwater analytical results indicated that benzene exceeded the groundwater screening level and reported detection limits for DBCP and ethylene dibromide exceeded the groundwater screening levels (see Section 3.2), though the results were reported as non-detect. The analytical results are provided in Tables 1 through 4.

2.5 AKRIDGE (PARCEL 8)

In 1990, Geomatrix conducted a soil investigation, including samples collected for TPH, BTEX, PCBs, and metals analysis (Geomatrix, 1990). Geomatrix concluded that TPH concentrations in soil were fairly well distributed throughout the parcel at 0 to 2 feet bgs.

In 2005, AEC conducted a Phase I ESA that identified three RECs: the historical use of the parcel (i.e., coal storage yard, bulk fuel storage facility, and a vehicle fueling station), the adjacent PEPCO parcel (particularly LUST case #93-051), and the adjacent Super Savage parcel (AEC, 2005a). AEC also conducted a Phase II ESA concurrently with the Phase I and advanced soil borings in a general grid pattern throughout the parcel, concentrating sample locations at the former UST area at its southern portion. AEC also installed temporary wells for groundwater sample collection and analysis. A review of soil analytical results indicated that TPH, VOC, and PCB concentrations did not exceed the applicable screening criteria (AEC, 2005b). A review of groundwater analytical results indicated that select VOC concentrations exceeded the historical screening criteria at sample location B-9 shown in Figure 8 (AEC, 2005b).

In 2014, Haley & Aldrich conducted a Phase I and limited Phase II ESA that identified the RECs from the AEC Phase I ESA (i.e., shallow subsurface petroleum impacts in soil and chlorinated solvents in groundwater) as two known RECs and identified the storage building floor drains and the adjacent properties as two suspect RECs. Soil samples were collected from three of these four targeted REC locations (locations GSS-607-13-1, GTW-607-13-2, and GSS-607-13-3), since the storage building was inaccessible. Groundwater samples were collected at temporary monitoring well locations GTW-607-13-1 and GTW-607-13-2 (Haley & Aldrich, 2014a). These sample locations are shown in Figure 3. A review of soil analytical results indicated that TPH-DRO, arsenic, and several PAH concentrations exceeded the historical screening criteria (Haley & Aldrich, 2014a). A review of groundwater analytical results indicated that VOC and TPH concentrations exceeded the historical screening criteria (Haley & Aldrich, 2014a). The analytical results are provided in Tables 1 through 4.

In 2015, Haley & Aldrich conducted a supplemental Phase II ESA to further assess the extent of chemicals in soil and collect an additional round of groundwater samples for analysis from the existing wells (Haley & Aldrich, 2015h). Fifty-six soil borings were advanced and soil samples were collected. A review of soil analytical results indicated that TPH-DRO and several PAH and metals concentrations exceeded the soil screening levels (see Section 3.2; Haley & Aldrich, 2015h). Soil sample locations and exceedances are shown in Figure 8. A review of groundwater analytical results indicated reported detection limits for DBCP and ethylene dibromide exceeded the groundwater screening levels (see Section 3.2), though the results were reported as non-detect. The analytical results are provided in Tables 1 through 4.

3. Data Evaluation

The following sections summarize the data evaluation conducted for the Site.

3.1 RECEPTORS AND POTENTIAL EXPOSURE PATHWAYS

The Site is planned to be redeveloped as a soccer stadium. Potential human receptors at the Site include the construction worker during redevelopment, and commercial workers, recreational visitors (i.e., stadium attendees), and soccer players after redevelopment.

The construction worker may have potential exposure to soil via incidental ingestion of soil, dermal contact with soil, and inhalation of VOCs emanating from soil and non-VOCs as fugitive dust generated from soil. It is also assumed that the construction worker may have potential exposure to the perched water located beneath the Site via dermal contact with perched water and inhalation of volatilized VOCs from perched water during possible trenching activities.

Once redeveloped, the Site is assumed to be covered with impervious surface treatments (e.g., concrete and/or asphalt pavement, sidewalks, and concourses), building structures, imported fill, and landscaped areas. Commercial workers, recreational visitors, and soccer players will therefore have insignificant potential exposure to soil or groundwater. The commercial worker, recreational visitor, and soccer player may potentially be exposed to VOCs in indoor air due to subsurface vapor intrusion through the soil surrounding the foundations of the future on-Site buildings.

Groundwater beneath the Site will not be a source of potable water and therefore not used for drinking water or irrigation.

3.2 SCREENING LEVELS

Based on the receptors and potential exposure pathways identified above, the following soil and groundwater screening levels were selected for the Site and this CAP.

Soil sample analytical results were compared to the following screening levels:

- DC Tier 0 Soil Standards from the Tier 0 Standards Final Rulemaking published at 40 DCR 7835, 7892 (12 November 1993), as amended by Final Rulemaking published at 46 DCR 7699 (1 October 1999); and
- Environmental Protection Agency (EPA) Regional Screening Level for Industrial Soil from the EPA Regional Screening Level Tables (May 2014).

As used in this CAP, “soil screening levels” are the lower of the above screening levels. Soil screening levels were compared to soil sample analytical results within the upper 10 feet of soil at the Site. Based on the redevelopment plans, the construction workers will not have potential contact with soil deeper than 10 feet bgs.

Groundwater sample analytical results were compared to the following screening levels:

- DC Tier 1 Risk-based groundwater screening levels for indoor and outdoor inhalation of the resident child (building occupant) from the Risk-Based Corrective Action Technical Guidance, Table 5-8 (June 2011);
- DC Tier 1 Risk-based groundwater screening levels for dermal contact of the construction worker from the Risk-based Corrective Action Technical Guidance, Table 5-8 (June 2011); and
- Environmental Protection Agency (EPA) regional maximum contaminant levels from the EPA Regional Screening Level (RSL) Summary Table (January 2015).

As used in this CAP, “groundwater screening levels” are the lower of the above screening levels. Construction workers will have no potential contact with groundwater, since the variable groundwater table is below 10 feet bgs and so a risk scenario for dermal contact for the construction worker is not a complete pathway. However, dermal contact has been included to address potential exposure to the perched water located beneath the Site during redevelopment.

3.3 CHEMICALS OF POTENTIAL CONCERN

During the initial Site investigations, samples were collected and analyzed for select chemicals based on the confirmed or expected use of materials and chemicals historically or currently used at the Site. These chemicals and the associated analytical methodologies generally include:

- VOCs by EPA Method 8260;
- Semi-volatile organic compounds (SVOCs) by EPA Method 8270;
- TPH by EPA Method 8015;
- PCBs by EPA Method 8082; and
- RCRA or Target Analyte List metals by EPA 6010/7000 series.

Based on the findings of the Phase I and Phase II investigations, subsequent assessments evaluated and attempted to delineate chemical concentrations for select chemicals. The following summarizes the chemicals of potential concern (COPCs) in soil and groundwater based on the investigations conducted by Haley & Aldrich from 2013 to 2015 at the proposed Stadium Development area.

3.3.1 VOCs in Soil

Seventy-five (75) soil samples were collected and analyzed for VOCs; VOCs were detected in 17 samples. The primary detected compounds were BTEX. Soil sample analytical results are provided in Table 3.

3.3.2 SVOCs and PAHs in Soil

Two hundred ninety-three (293) soil samples were collected and analyzed for SVOCs; SVOCs were detected in 229 samples. The primary detected compounds were PAHs. Soil sample analytical results are provided in Table 1.

3.3.3 TPH in Soil

Three hundred sixty-two (362) soil samples were collected and analyzed for TPH; TPH was detected in 344 samples. Soil sample analytical results are provided in Table 1.

3.3.4 PCBs in Soil

Seventy (70) soil samples were collected and analyzed for PCBs; PCBs were detected in 19 samples. The primary detected compounds were Aroclor-1242, Aroclor-1254, and Aroclor-1260. Soil sample analytical results are provided in Table 2.

3.3.5 Metals in Soil

Two hundred thirty-three (233) soil samples were collected and analyzed for metals; metals were detected in 233 samples. Soil sample analytical results are provided in Table 2.

3.3.6 Groundwater

Twenty-three (23) groundwater samples were collected and analyzed for VOCs, SVOCs, metals, and TPH. A review of groundwater analytical results indicated that antimony, arsenic, lead, benzene, and methylene chloride exceeded the groundwater screening levels. Reported detection limits for select VOCs and SVOCs exceeded the groundwater screening levels, though the results were non-detect. Groundwater exceedances from 2015 sampling are shown in Figure 9. Groundwater sample analytical results are provided in Table 4.

Groundwater beneath the Site will not be a source of potable water and therefore not used for drinking water or irrigation. Metals and VOC concentrations that exceed maximum contaminant levels therefore do not pose a threat to human health via the ingestion pathway and do not warrant groundwater remediation. The VOC concentrations in groundwater do not exceed the DC Tier 1 Risk-based groundwater screening levels for indoor and outdoor inhalation. The vapor intrusion pathway is further discussed in Section 5.3.

3.4 AREAS OF POTENTIAL CONCERN

A review of the results of the previously described environmental investigations identified areas of potential concern (AOPCs) that represent areas with COPC concentrations in soil that may require remedial action to be protective of human health or groundwater quality. Note that the soil and groundwater analytical data were compared to the screening levels in lieu of performing a human health risk assessment. The screening levels were selected as conservative comparison levels based on the receptors and pathways identified for the Site. A chemical concentration exceedance of a screening level does not necessarily indicate a potential threat to human health or the environment (e.g., water quality). Metals concentrations detected at the Site may be within naturally occurring background concentrations, and if so, would also not pose an unacceptable threat to human health or the environment.

In general, the distribution of organic chemical concentrations in soil at the Site is coincident with former Site activities, including former fuel storage and distribution activities, substation-related equipment and maintenance, and waste collection areas.

The distribution of inorganic chemical concentrations in soil at the Site is prevalent and does not seem to be coincident with former Site activities. These concentrations could possibly be attributed to the fill material and/or may be within Site-specific background levels.

Delineation soil samples at the AOPCs did not define the extent of chemicals in soil above soil screening levels. Detailed AOPC locations are shown in Figures 4 through 8. The remedial approach described in Section 4 will address these AOPCs by:

- Excavating soil to a depth of approximately 10 feet bgs, as needed for construction (it is assumed that no soil with concentrations that exceed soil screening levels will remain in the upper 10 feet of the Stadium Development area after completing excavation activities);
- Removing all potential sources (e.g., tanks, salvage material);
- Monitoring and sampling soil removed for profiling and off-Site disposition to a regulated facility;
- Monitoring and sampling soil remaining after excavation;
- Removing and treating, as necessary, perched water existing in the fill soil and stormwater (direct precipitation and runoff) entering excavation areas prior to discharge to the sanitary sewer; and
- Mitigating potential vapor intrusion risks during construction of the on-Site buildings.

4. Cleanup Action Plan

The AOPCs will be remediated during mass excavation necessary for stadium construction by removing soil containing chemical concentrations that exceed the soil screening levels for off-Site disposal. This remedial approach is based on the current understanding of Site conditions and the volumes of soil containing chemicals that require remediation.

4.1 SOIL REMEDIATION

The Site soil will be remediated by excavation and off-Site disposal as part of the construction activities for the new stadium. Approximately 159,000 cubic yards of soil will be excavated during the redevelopment, including approximately 33,200 cubic yards of soil containing chemicals that exceed the soil screening levels. The mass excavation will also remove source areas such as subsurface structures and utilities encountered within the limits of the Stadium Development. The AOPC footprint shown in Figure 3 is defined by exceedances of the soil screening levels. The footprint boundaries were developed by extending the boundary 20 feet laterally from the sample location with the exceedance, but still within the Stadium Development boundary; since the AOPCs were not defined by the previous investigations.

Based on environmental investigations, the soil has been divided into the following three disposal categories:

- Class 1: Soil that has no restriction on disposal or special requirements for transportation with TPH levels up to 25,000 milligrams per kilogram (mg/kg) and total chemical concentrations below 20 times the Toxicity Characteristic Leaching Procedure (TCLP) hazardous waste levels (approximately 145,700 cubic yards);
- Class 2: Soil with total chemical concentrations above 20 times the TCLP hazardous waste levels and may therefore be characterized as RCRA hazardous waste (approximately 10,900 cubic yards); and
- Class 3: Soil with TPH levels greater than 25,000 mg/kg not acceptable for local non-hazardous waste receiving facilities (approximately 2,040 cubic yards).

TCLP analysis would need to be performed for Class 2 soil to characterize the waste for disposal. The soil classification footprint shown in Figure 10 is defined by exceedances of the Class 2 and Class 3 criteria. The footprint boundaries were developed by extending the boundary to a sample location without an exceedance or 20 feet laterally from the sample location with the exceedance, but still within the Stadium Development boundary.

The limits of Class 2 and Class 3 soil areas will be delineated in the field using stakes to define the areas that will be removed and segregated. Soil will be excavated using mechanized equipment (i.e., trackhoe excavator or backhoe) and stockpiled separately by soil classification. The environmental consultant will be responsible for oversight during excavation and confirmation soil sampling and analysis (see Section 5).

4.1.1 Pre-field Activities

The following pre-field activities will be performed prior to the start of redevelopment activities.

- The Site-specific Health & Safety Plan (HASP) will be updated to incorporate necessary health and safety procedures for the scope of work described in this section of the CAP. The HASP will be followed during field activities and appropriate monitoring will be conducted and hazards addressed, including the use of engineering controls and/or personal protective equipment.
- The redevelopment contractor's Stormwater Pollution Prevention Plan (SWPPP) will be implemented.
- A Site-wide grid system will be established to provide a location reference for collecting and documenting environmental data during mass excavation as described in Appendix A.

4.1.2 Environmental Monitoring

Environmental monitoring will be performed during excavation to screen soils for potential chemical impacts not identified during environmental investigation activities. Demolition and excavation activities covered under this CAP include, but are not limited to:

- Removing concrete and asphalt surface pavements;
- Removing former building foundations, which may include, but is not limited to former building pads, footings, and piles;
- Removing other subsurface structures if encountered, which may include, but is not limited to sumps, clarifiers, and drains;
- Removing subsurface utilities;
- Earthwork activities, including soil removal, grading and recompacting; and
- Conducting limited dewatering to control water seepage of perched water into open excavations, if necessary.

The redevelopment contractor shall communicate with the environmental consultant on a daily basis to indicate the locations where the contractor will be excavating soil, removing surface pavements, building foundations, other subsurface structures, and subsurface utilities prior to their removal. The environmental consultant will conduct environmental field screening of exposed soils during these activities to look for indications of chemical impacts. Examples of such indications may include elevated photoionization detector measurements, soil discoloration, or odors. Detailed procedures regarding the environmental field screening process are provided in Appendix A.

If environmental field screening indicates the potential presence of chemical impacts during Site redevelopment activities, the environmental consultant will screen and direct the affected soil for segregation to and assess the nature and extent of the chemicals once the excavation is complete.

Potential chemical assessment will include a review of historical documents and investigation data to assess whether the area had previously been investigated. Depending on the results of the historical document and data review, a further assessment may be conducted, including samples collected for laboratory analysis to characterize the soil. Additional sampling and laboratory analysis to delineate the

extent of chemicals may also be conducted. Detailed procedures regarding the soil assessment process are provided in Appendix A.

If the redevelopment contractor needs to stockpile soil identified as containing chemical impacts, the contractor will stockpile the associated soil separately from soil that has not been identified as containing chemical impacts during the assessment process.

In general, the following steps will be followed for slabs and surface pavement removal and mass excavation:

- 1) The redevelopment contractor will remove surface pavements, building foundations, and other subsurface structures and subsurface utilities and excavate the soil pursuant to their contract.
- 2) The environmental consultant will field screen exposed soils during pavement removal and mass excavation for the potential presence of chemical impacts.
 - a) If no potential chemical impacts are identified, the redevelopment contractor will continue pavement removal and/or mass excavation activities.
 - b) If potential chemical impacts are identified, the environmental consultant will complete the assessment activities. The redevelopment contractor may be required to cordon off the area with cones, barricades, caution tape, or other measures to prevent equipment and personnel from disturbing the area containing potential chemical impacts.
 - c) If the assessment indicates that the area does not require further action, the environmental consultant will notify the redevelopment contractor that the area is “cleared” and access restrictions from the area will be removed.
 - d) If the assessment indicates that the area requires further action, the environmental consultant will coordinate the activities as described in Appendix A. This generally includes delineation of the area followed by excavation, segregation, and soil disposal.

If a previously unidentified subsurface structure is encountered (e.g., buried process equipment, sumps, vaults, etc.), the environmental consultant will evaluate the structure to assess whether it may be considered an UST in accordance with UST regulations. If the structure is identified as a UST, the UST will be removed following the procedures outlined in Appendix B. If the structure is not considered to be a UST, the soil will be screened beneath the structure and samples may be collected for VOC, SVOC, and metals analysis.

4.1.3 Construction Dewatering

If water is encountered during mass excavation and local dewatering is necessary, the redevelopment contractor will be responsible for the localized dewatering activities and treatment of the water generated, if needed, prior to discharge to the D.C. municipal separate stormwater sewer system (MS4). Dewatering may be required to remove perched water and stormwater that enters the excavation area. Once water has entered the excavation, it may be impacted by the COPCs in soil. Once treated, the water will be discharged to MS4. The redevelopment contractor shall be responsible for complying with DDOE’s requirements to discharge to the MS4, which includes permit and permit compliance, developing a sampling work plan and characterizing the representative water that will be dewatered and discharged, treatment, and monitoring during discharge through sample collection.

The environmental consultant will be responsible for monitoring the effects of the localized dewatering. The environmental consultant may monitor water levels through the installation and development observation wells, establishing baseline water levels, and/or collecting water samples. If monitoring indicates that chemicals in water are migrating off-Site, mitigation measures to limit the migration will be implemented that may include an impervious barrier such as sheet piling or a water recharge gallery to create a hydraulic mound of groundwater between the chemically impacted-water and the open excavation.

4.1.4 Soil Management

The redevelopment contractor may encounter soil during pavement removal and mass excavation that contains more than one type of chemical or chemical groups. Based on available data and the results of environmental field screening, soil containing different chemical groups will be segregated and placed in separate containers and/or stockpiled separate from the contractor's Class 1 soil stockpiles in accordance with the SWPPP (see Section 4.1).

The environmental consultant will provide direction for segregating excavated soil. If further soil assessment indicates the removed soil would be classified as Class 2 or Class 3 soil, the environmental consultant will assist with profiling the stockpile.

Each segregated soil stockpile for off-Site disposal will be sampled for waste profiling as described in Appendix C. The environmental consultant will collect the soil samples, submit the samples to the selected laboratory, profile the waste, and assist with coordinating the waste disposal.

5. Post-Remediation Activities

The following post-remediation activities may be conducted at the Site.

5.1 CONFIRMATION SAMPLE COLLECTION

Bottom confirmation soil samples will be collected and analyzed for the chemical constituents at AOPCs that require remediation to document possible residual chemical concentrations. One sample will be collected for every 400 square feet of excavation bottom at the AOPC. Sidewall confirmation soil samples may also be collected at the Stadium Development boundary at AOPCs or areas with indications of chemical presence. Analytical results from these samples will be provided to the Site developer and DDOE for their use and information.

Confirmation soil samples may be collected to delineate the extent of Class 2 and Class 3 soil during excavation for proper characterization and off-Site disposal.

Soil grab samples will be collected and placed in certified-clean sample jars provided by the laboratory. Disposable nitrile gloves will be worn while sampling and changed between each sample collection to prevent cross-contamination. Samples will be placed in a cooler with ice and submitted to a laboratory for analysis under standard chain of custody procedures.

Final excavation areas and confirmation soil sample locations will be surveyed by a licensed surveyor and presented in a closure report prepared by the environmental consultant and submitted to the DDOE once the mass excavation and a post-remediation human health risk assessment is complete, if applicable.

5.2 DATA EVALUATION

Confirmation soil sample analytical results within the upper 10 feet of the Site's soil, if collected, will be compared to the selected soil screening levels. If soil sample concentrations near the excavation subgrade exceed the soil screening levels, a human health risk assessment may be conducted to identify if additional excavation, remediation, or mitigation is warranted. Potential receptors will not have direct contact with soil deeper than 10 feet bgs, since soil excavation deeper than 10 feet is not planned at the Site. The building and paved areas will also act as a barrier to infiltrating water, so that residual chemical concentrations at this depth will not likely impact groundwater quality due to contaminant leaching. Soil deeper than 10 feet bgs with concentrations that exceed soil screening levels will therefore require no further remediation.

5.3 VAPOR INTRUSION MITIGATION

A soil gas survey may be conducted at the Site by the Site developer after the remediation activities to evaluate the potential for vapor intrusion into indoor air from VOCs in soil or groundwater. If a potential human health risk from possible vapor intrusion is identified, mitigation measures such as a vapor barrier or mitigation system shall be considered during the design of the stadium and installed during construction.

6. Limitations

All recommendations are based solely on existing Site conditions at the time of performance of services. Haley & Aldrich is unable to report on, or accurately predict events that may impact the Site following preparation of this document, whether naturally occurring or caused by external forces. The recommendations provided by Haley & Aldrich are based solely on the scope of work conducted and the sources of information referenced in this document. Services hereunder were performed in accordance with our agreement and understanding with, and solely for the use of McKissack & McKissack and their client, Government of the District of Columbia Office of the Deputy Mayor for Planning and Economic Development. Any additional information that becomes available concerning this Site should be provided to Haley & Aldrich so that any further recommendations may be reviewed and modified as necessary. Haley & Aldrich is not responsible for the subsequent separation, detachment, or partial use of this document. No warranty or guarantee, whether expressed or implied, is made with respect to the recommendations expressed in this report. Any reliance on this report by a third party shall be at such party's sole risk.

References

1. Advantage Environmental Consultants, LLC, 2005a. Phase I Environmental Site Assessment, Buzzard Point, 2nd Street and V Street, SW, Washington, DC 20024. 10 June.
2. Advantage Environmental Consultants, LLC, 2005b. Phase II Environmental Site Assessment, Buzzard Point, 2nd Street and V Street, SW, Washington, DC 20024. 10 June.
3. CEC Environmental, Inc., 2010. Environmental Phase I Assessment of 1714 2nd Street, SW, Washington, DC 20024. 25 August.
4. District Department of the Environment, 2010. No Further Action Letter addressed to Ms. Fariba Mahvi, Pepco Holdings, Inc. 1 April.
5. Geomatrix, Inc., 1990. Assessment of Buzzard Point Properties.
6. Haley & Aldrich, Inc., 2013. Report on ASTM Phase I Environmental Site Assessment with Limited Phase II Subsurface Sampling, Ein Property at Square 0605, Lot 0007, 1712 2nd Street, SW Washington, D.C. 23 October.
7. Haley & Aldrich, Inc., 2014a. Report on ASTM Phase I and Limited Subsurface Sampling, Akridge Parcel at Buzzard Point, Square 607, Lot 0013, Washington, DC. 8 January.
8. Haley & Aldrich, Inc., 2014b. Report on ASTM Phase I Environmental Site Assessment and Limited Phase II Subsurface Sampling, District of Columbia Parcel at Buzzard Point, Square 661, Lot 0800, Washington, DC. 8 September.
9. Haley & Aldrich, Inc., 2014c. Report on ASTM Phase I Environmental Site Assessment and Limited Phase II Subsurface Sampling, Potomac Avenue & 1st Street SW, Washington, DC. 9 September.
10. Haley & Aldrich, Inc., 2015a. Phase II Soil Investigation Report, Voluntary Cleanup Program, Super Salvage, Inc., Parcel at Buzzard Point, Square 0605, Lot 0802, Washington, D.C. 15 June.
11. Haley & Aldrich, Inc., 2015b. Phase II Soil Investigation Report, Voluntary Cleanup Program, District of Columbia Parcel at Buzzard Point, Square 0603S, Lot 0800, Washington, D.C. 26 June.
12. Haley & Aldrich, Inc., 2015c. Report on ASTM Phase I Environmental Site Assessment and Subsurface Sampling, District of Columbia Parcel at Buzzard Point, Square 0603S, Lot 0800, Washington, D.C. 24 July.
13. Haley & Aldrich, Inc., 2015d. Report on ASTM Phase I Environmental Site Assessment and Subsurface Sampling, Super Salvage Inc. Parcel at Buzzard Point, Square 0605, Lot 0802, Washington, D.C. 24 July.
14. Haley & Aldrich, Inc., 2015e. Phase II Soil Investigation Report, Voluntary Cleanup Program, District of Columbia Parcel at Buzzard Point, Square 0661, Lot 0800, Washington, D.C. 24 July.

15. Haley & Aldrich, Inc., 2015f. Phase II Soil Investigation Report, Voluntary Cleanup Program, Rollingwood Real Estate, LLC, Parcel at Buzzard Point, Square 0605, Lot 0007, Washington, D.C. 24 July.
16. Haley & Aldrich, Inc., 2015g. Phase II Soil Investigation Report, Voluntary Cleanup Program, Potomac Electric Power Company Parcels at Buzzard Point, Square 0661, Lots 0804, 0805, and Square 0665, Lot 0024, Washington, D.C. 31 July.
17. Haley & Aldrich, Inc., 2015h. Phase II Soil Investigation Report, Voluntary Cleanup Program, SW Land Holder, LLC, Parcel at Buzzard Point, Square 0607, Lot 0013, Washington, D.C. 31 July.
18. Schnabel Engineering North, LLC, 2006. Voluntary Cleanup Action Plan for D.C. Major League Baseball Park, Southeast Washington D.C., VCP Case No. VCP 2006-008. August 16.
19. TPH Technology, Incorporated, 1993. Comprehensive Site Assessment, Potomac Electric Power Company, Buzzard Point Station, 1st and V Streets, S.W., Washington, D.C. 11 August.
20. TPH Technology, Incorporated, 1995. Corrective Action Plan, Remedial Specifications and Implementation Details, Buzzard Point Generating Station, Half & S Streets, SW, Washington, DC. DC Lust Case# 93-051. 10 March.
21. URS Corporation, Inc., 2005. Phase I Environmental Site Assessment, Buzzard Point Property (Squares 609 & 611), 2nd ST SW/V ST SW, Washington DC. 4 April.
22. WSP Environment & Energy LLC, 2011a. Phase II Environmental Site Assessment Summary, 1714 2nd Street SW, Washington, District of Columbia. 31 January.
23. WSP Environment & Energy LLC, 2011b. Phase I Environmental Site Assessment, 1417 2nd Street SW, Washington, District of Columbia. 1 February.

\\was\COMMON\Projects\40223 - M&M Potomac Ave SW\002\Deliverables\CAP 1\2015_0802_HAI_CleanupActionPlan_F.docx

TABLE 1

SUMMARY OF SOIL SAMPLE ANALYTICAL RESULTS AND EXCEEDANCES - SVOCs AND TPH
 BUZZARD POINT DC UNITED SOCCER STADIUM DEVELOPMENT
 WASHINGTON, D.C.

Location	DC Tier 0 Soil Standards ¹	EPA Regional Screening Level for Industrial Soil ²	DP-001 04/22/2015 DP-001-SO-100-01 Primary 0 - 10	DP-002 04/22/2015 DP-002-SO-100-01 Primary 0 - 10	DP-003 07/06/2015 DP-003-SO-010-01 Primary 0.5 - 1	DP-003 07/06/2015 DP-003-SO-050-01 Primary 4.5 - 5	DP-003 07/06/2015 DP-003-SO-100-01 Primary 9.5 - 10	DP-004 07/06/2015 DP-004-SO-010-01 Primary 0.5 - 1	DP-004 07/06/2015 DP-004-SO-050-01 Primary 4.5 - 5	DP-005 07/06/2015 DP-005-SO-010-01 Primary 0.5 - 1	DP-005 07/06/2015 DP-005-SO-100-01 Primary 9.5 - 10
Semi-Volatile Organic Compounds (mg/kg)											
1,2,4-Trichlorobenzene	-	110	-	-	-	-	-	-	-	-	-
1,2-Dichlorobenzene	-	9300	-	-	-	-	-	-	-	-	-
1,3-Dichlorobenzene	-	-	-	-	-	-	-	-	-	-	-
1,4-Dichlorobenzene	-	11	-	-	-	-	-	-	-	-	-
1-Methylnaphthalene	-	73	-	< 0.388	-	-	-	-	-	-	-
2,2'-oxybis(1-Chloropropane)	-	22	-	-	-	-	-	-	-	-	-
2,4,5-Trichlorophenol	-	82000	-	-	-	-	-	-	-	-	-
2,4,6-Trichlorophenol	-	210	-	-	-	-	-	-	-	-	-
2,4-Dichlorophenol	-	2500	-	-	-	-	-	-	-	-	-
2,4-Dimethylphenol	-	16000	-	-	-	-	-	-	-	-	-
2,4-Dinitrophenol	-	1600	-	-	-	-	-	-	-	-	-
2,4-Dinitrotoluene	-	7.4	-	-	-	-	-	-	-	-	-
2,6-Dinitrotoluene	-	1.5	-	-	-	-	-	-	-	-	-
2-Chloronaphthalene	-	93000	-	-	< 0.18	< 0.21	< 0.21	< 0.18	< 0.41	< 0.37	< 0.43
2-Chlorophenol	-	5800	-	-	-	-	-	-	-	-	-
2-Methylnaphthalene	-	3000	-	< 0.388	< 0.22	< 0.25	< 0.25	< 0.22	2.2	< 0.45	0.15 J
2-Methylphenol	-	41000	-	-	-	-	-	-	-	-	-
2-Nitroaniline	-	8000	-	-	-	-	-	-	-	-	-
2-Nitrophenol	-	-	-	-	-	-	-	-	-	-	-
3&4-Methylphenol	-	-	-	-	-	-	-	-	-	-	-
3,3'-Dichlorobenzidine	-	5.1	-	-	-	-	-	-	-	-	-
3-Nitroaniline	-	-	-	-	-	-	-	-	-	-	-
4,6-Dinitro-2-methylphenol	-	66	-	-	-	-	-	-	-	-	-
4-Bromophenyl phenyl ether	-	-	-	-	-	-	-	-	-	-	-
4-Chloro-3-methylphenol	-	82000	-	-	-	-	-	-	-	-	-
4-Chloroaniline	-	12	-	-	-	-	-	-	-	-	-
4-Chlorophenyl phenyl ether	-	-	-	-	-	-	-	-	-	-	-
4-Nitroaniline	-	120	-	-	-	-	-	-	-	-	-
4-Nitrophenol	-	-	-	-	-	-	-	-	-	-	-
Acenaphthene	-	45000	-	0.125 J	0.043 J	0.14 J	< 0.17	< 0.15	6.8	< 0.30	0.13 J
Acenaphthylene	-	-	-	0.104 J	< 0.15	< 0.17	0.040 J	< 0.15	0.12 J	< 0.30	0.094 J
Aniline	-	410	-	-	-	-	-	-	-	-	-
Anthracene	-	230000	-	0.463	0.13	0.48	0.13	< 0.11	14	0.098 J	0.37
Benzo(a)anthracene	-	2.9	-	1.3	0.63	0.84	0.36	0.11	14	0.49	0.68
Benzo(a)pyrene	-	0.29	-	1.24	0.59	0.68	0.3	0.10 J	12	0.47	0.58
Benzo(b)fluoranthene	-	2.9	-	1.48	0.76	0.79	0.36	0.12	14	0.59	0.72
Benzo(g,h,i)perylene	-	-	-	0.833	0.37	0.4	0.17	0.064 J	6.2	0.28 J	0.35
Benzo(k)fluoranthene	-	29	-	0.6	0.3	0.33	0.15	0.047 J	5.1	0.26	0.23 J
Benzoic acid	-	3.30E+06	-	-	-	-	-	-	-	-	-
Benzyl Alcohol	-	82000	-	-	-	-	-	-	-	-	-
bis(2-Chloroethoxy)methane	-	2500	-	-	-	-	-	-	-	-	-
bis(2-Chloroethyl)ether	-	1	-	-	-	-	-	-	-	-	-
bis(2-Ethylhexyl)phthalate	-	160	-	-	-	-	-	-	-	-	-
Butyl benzylphthalate	-	1200	-	-	-	-	-	-	-	-	-

TABLE 1
 SUMMARY OF SOIL SAMPLE ANALYTICAL RESULTS AND EXCEEDANCES - SVOCs AND TPH
 BUZZARD POINT DC UNITED SOCCER STADIUM DEVELOPMENT
 WASHINGTON, D.C.

Location			DP-001	DP-002	DP-003	DP-003	DP-003	DP-003	DP-004	DP-004	DP-005	DP-005
Sample Date			04/22/2015	04/22/2015	07/06/2015	07/06/2015	07/06/2015	07/06/2015	07/06/2015	07/06/2015	07/06/2015	07/06/2015
Sample Name	DC Tier 0 Soil Standards ¹	EPA Regional Screening Level for Industrial Soil ²	DP-001-SO-100-01	DP-002-SO-100-01	DP-003-SO-010-01	DP-003-SO-050-01	DP-003-SO-100-01	DP-004-SO-010-01	DP-004-SO-050-01	DP-005-SO-010-01	DP-005-SO-100-01	DP-005-SO-100-01
Sample Type			Primary	Primary	Primary	Primary	Primary	Primary	Primary	Primary	Primary	Primary
Sample Depth Interval (ft bgs)			0 - 10	0 - 10	0.5 - 1	4.5 - 5	9.5 - 10	0.5 - 1	4.5 - 5	0.5 - 1	9.5 - 10	9.5 - 10
Chrysene	-	290	-	1.15	0.65	0.76	0.26	0.10 J	13	0.48	0.73	
Dibenz(a,h)anthracene	-	0.29	-	< 0.388	0.11	0.12 J	0.045 J	< 0.11	1.6	0.091 J	< 0.26	
Dibenzofuran	-	1000	-	-	-	-	-	-	-	-	-	
Diethyl phthalate	-	660000	-	-	-	-	-	-	-	-	-	
Dimethyl phthalate	-	-	-	-	-	-	-	-	-	-	-	
Di-n-butylphthalate	-	82000	-	-	-	-	-	-	-	-	-	
Di-n-octyl phthalate	-	8200	-	-	-	-	-	-	-	-	-	
Fluoranthene	-	30000	-	3.01	1.2	1.7	0.91	0.2	33	0.85	1.6	
Fluorene	-	30000	-	0.127 J	< 0.18	0.17 J	< 0.21	< 0.18	6.5	< 0.37	0.18 J	
Hexachlorobenzene	-	1.4	-	-	-	-	-	-	-	-	-	
Hexachlorobutadiene	-	30	-	-	-	-	-	-	-	-	-	
Hexachlorocyclopentadiene	-	4900	-	-	-	-	-	-	-	-	-	
Hexachloroethane	-	58	-	-	-	-	-	-	-	-	-	
Indeno(1,2,3-cd)pyrene	-	2.9	-	0.718	0.43	0.45	0.21	0.074 J	7.5	0.34	0.33 J	
Isophorone	-	2400	-	-	-	-	-	-	-	-	-	
Naphthalene	-	17	-	0.118 J	< 0.18	< 0.21	< 0.21	< 0.18	4.9	< 0.37	0.25 J	
Nitrobenzene	-	22	-	-	-	-	-	-	-	-	-	
N-Nitrosodimethylamine	-	0.045	-	-	-	-	-	-	-	-	-	
N-Nitrosodi-n-propylamine	-	0.33	-	-	-	-	-	-	-	-	-	
N-Nitrosodiphenylamine	-	470	-	-	-	-	-	-	-	-	-	
Pentachlorophenol	-	4	-	-	-	-	-	-	-	-	-	
Phenanthrene	-	-	-	1.78	0.45	1.6	0.46	0.085 J	35	0.3	1.4	
Phenol	-	250000	-	-	-	-	-	-	-	-	-	
Pyrene	-	23000	-	2.01	1	1.5	0.76	0.18	28	0.77	1.3	
Total Petroleum Hydrocarbons (mg/kg)												
Gasoline Range Organics (C6-C10)	100	-	< 7.0	< 7.1	< 2.8	< 3.2	< 3.0	< 2.6	0.77 J	< 2.5	1.6 J	
Total Petroleum Hydrocarbons (C10-C28) DRO	100	-	240	356	-	-	-	-	-	-	-	
Total Petroleum Hydrocarbons (C9-C44) DRO	100	-	-	-	436	124	114	88.5	3,580	327	5,420	
Total Petroleum Hydrocarbons (C28-C40)	-	-	-	-	-	-	-	-	-	-	-	

NOTES

- Bold where detected; highlighted where exceeds
- Results reported in mg/kg
- mg/kg = milligrams per kilogram
- ft bgs = feet below ground surface
- = screening level not available/sample not analyzed
- < = not detected at the indicated reporting limit
- J = estimated value
- SVOCs = semi-volatile organic compounds
- TPH = total petroleum hydrocarbons
- 1. DC Tier 0 Standards from the Tier 0 Standard Final Rulemaking published at 40 DCR 7835, 7892 (November 12, 1993); as amended by Final Rulemaking published at 46 DCR 7699 (October 1, 1999)
- 2. United States Environmental Protection Agency (EPA) Regional Screening Level (RSL) Summary Table (January 2015)

TABLE 1
 SUMMARY OF SOIL SAMPLE ANALYTICAL RESULTS AND EXCEEDANCES - SVOCs AND TPH
 BUZZARD POINT DC UNITED SOCCER STADIUM DEVELOPMENT
 WASHINGTON, D.C.

Location	DC Tier 0 Soil Standards ¹	EPA Regional Screening Level for Industrial Soil ²	DP-005 07/06/2015 DP-005-SO-125-01 Primary 12 - 12.5	DP-006 07/06/2015 DP-006-SO-010-01 Primary 0.5 - 1	DP-006 07/06/2015 DP-006-SO-050-01 Primary 4.5 - 5	DP-006 07/06/2015 DP-006-SO-100-01 Primary 9.5 - 10	DP-007 07/06/2015 DP-007-SO-010-01 Primary 0.5 - 1	DP-007 07/06/2015 DP-007-SO-050-01 Primary 4.5 - 5	DP-007 07/06/2015 DP-007-SO-100-01 Primary 9.5 - 10	DP-008 07/06/2015 DP-008-SO-010-01 Primary 0.5 - 1	DP-008 07/06/2015 DP-008-SO-050-01 Primary 4.5 - 5
Semi-Volatile Organic Compounds (mg/kg)											
1,2,4-Trichlorobenzene	-	110	-	-	-	-	-	-	-	-	-
1,2-Dichlorobenzene	-	9300	-	-	-	-	-	-	-	-	-
1,3-Dichlorobenzene	-	-	-	-	-	-	-	-	-	-	-
1,4-Dichlorobenzene	-	11	-	-	-	-	-	-	-	-	-
1-Methylnaphthalene	-	73	-	-	-	-	-	-	-	-	-
2,2'-oxybis(1-Chloropropane)	-	22	-	-	-	-	-	-	-	-	-
2,4,5-Trichlorophenol	-	82000	-	-	-	-	-	-	-	-	-
2,4,6-Trichlorophenol	-	210	-	-	-	-	-	-	-	-	-
2,4-Dichlorophenol	-	2500	-	-	-	-	-	-	-	-	-
2,4-Dimethylphenol	-	16000	-	-	-	-	-	-	-	-	-
2,4-Dinitrophenol	-	1600	-	-	-	-	-	-	-	-	-
2,4-Dinitrotoluene	-	7.4	-	-	-	-	-	-	-	-	-
2,6-Dinitrotoluene	-	1.5	-	-	-	-	-	-	-	-	-
2-Chloronaphthalene	-	93000	< 0.20	< 0.19	< 0.40	< 3.7	< 0.18	< 0.24	< 0.40	< 0.18	< 0.44
2-Chlorophenol	-	5800	-	-	-	-	-	-	-	-	-
2-Methylnaphthalene	-	3000	< 0.24	< 0.23	0.7	< 4.5	< 0.21	< 0.29	0.83	< 0.22	6.9
2-Methylphenol	-	41000	-	-	-	-	-	-	-	-	-
2-Nitroaniline	-	8000	-	-	-	-	-	-	-	-	-
2-Nitrophenol	-	-	-	-	-	-	-	-	-	-	-
3&4-Methylphenol	-	-	-	-	-	-	-	-	-	-	-
3,3'-Dichlorobenzidine	-	5.1	-	-	-	-	-	-	-	-	-
3-Nitroaniline	-	-	-	-	-	-	-	-	-	-	-
4,6-Dinitro-2-methylphenol	-	66	-	-	-	-	-	-	-	-	-
4-Bromophenyl phenyl ether	-	-	-	-	-	-	-	-	-	-	-
4-Chloro-3-methylphenol	-	82000	-	-	-	-	-	-	-	-	-
4-Chloroaniline	-	12	-	-	-	-	-	-	-	-	-
4-Chlorophenyl phenyl ether	-	-	-	-	-	-	-	-	-	-	-
4-Nitroaniline	-	120	-	-	-	-	-	-	-	-	-
4-Nitrophenol	-	-	-	-	-	-	-	-	-	-	-
Acenaphthene	-	45000	< 0.16	0.087 J	1.9	< 3.0	< 0.14	0.10 J	5	0.044 J	7.9
Acenaphthylene	-	-	< 0.16	0.037 J	0.15 J	< 3.0	< 0.14	0.10 J	0.16 J	< 0.15	0.97
Aniline	-	410	-	-	-	-	-	-	-	-	-
Anthracene	-	230000	< 0.12	0.22	6.3	2.5	< 0.11	0.57	15	0.12	23
Benzo(a)anthracene	-	2.9	< 0.12	0.85	14	3.4	< 0.11	3.1	19	0.32	42
Benzo(a)pyrene	-	0.29	< 0.16	0.78	11	2.9 J	< 0.14	2.4	16	0.26	31
Benzo(b)fluoranthene	-	2.9	< 0.12	0.94	14	3.2	< 0.11	3	18	0.33	36
Benzo(g,h,i)perylene	-	-	< 0.16	0.49	6	1.8 J	< 0.14	1.2	7.5	0.15	13
Benzo(k)fluoranthene	-	29	< 0.12	0.38	5.4	1.3 J	< 0.11	1.1	5.9	0.13	13
Benzoic acid	-	3.30E+06	-	-	-	-	-	-	-	-	-
Benzyl Alcohol	-	82000	-	-	-	-	-	-	-	-	-
bis(2-Chloroethoxy)methane	-	2500	-	-	-	-	-	-	-	-	-
bis(2-Chloroethyl)ether	-	1	-	-	-	-	-	-	-	-	-
bis(2-Ethylhexyl)phthalate	-	160	-	-	-	-	-	-	-	-	-
Butyl benzylphthalate	-	1200	-	-	-	-	-	-	-	-	-

TABLE 1
 SUMMARY OF SOIL SAMPLE ANALYTICAL RESULTS AND EXCEEDANCES - SVOCs AND TPH
 BUZZARD POINT DC UNITED SOCCER STADIUM DEVELOPMENT
 WASHINGTON, D.C.

Location Sample Date Sample Name Sample Type Sample Depth Interval (ft bgs)	DC Tier 0 Soil Standards ¹	EPA Regional Screening Level for Industrial Soil ²	DP-005 07/06/2015 DP-005-SO-125-01 Primary 12 - 12.5	DP-006 07/06/2015 DP-006-SO-010-01 Primary 0.5 - 1	DP-006 07/06/2015 DP-006-SO-050-01 Primary 4.5 - 5	DP-006 07/06/2015 DP-006-SO-100-01 Primary 9.5 - 10	DP-007 07/06/2015 DP-007-SO-010-01 Primary 0.5 - 1	DP-007 07/06/2015 DP-007-SO-050-01 Primary 4.5 - 5	DP-007 07/06/2015 DP-007-SO-100-01 Primary 9.5 - 10	DP-008 07/06/2015 DP-008-SO-010-01 Primary 0.5 - 1	DP-008 07/06/2015 DP-008-SO-050-01 Primary 4.5 - 5
Chrysene	-	290	< 0.12	0.8	14	3.1	< 0.11	3.3	17	0.31	36
Dibenz(a,h)anthracene	-	0.29	< 0.12	0.14	1.6	< 2.2	< 0.11	0.39	2.3	0.051 J	4.8
Dibenzofuran	-	1000	-	-	-	-	-	-	-	-	-
Diethyl phthalate	-	660000	-	-	-	-	-	-	-	-	-
Dimethyl phthalate	-	-	-	-	-	-	-	-	-	-	-
Di-n-butylphthalate	-	82000	-	-	-	-	-	-	-	-	-
Di-n-octyl phthalate	-	8200	-	-	-	-	-	-	-	-	-
Fluoranthene	-	30000	< 0.12	1.7	32	8.4	0.045 J	5.1	48	0.64	79
Fluorene	-	30000	< 0.20	0.067 J	2	< 3.7	< 0.18	0.14 J	6.4	< 0.18	9.6
Hexachlorobenzene	-	1.4	-	-	-	-	-	-	-	-	-
Hexachlorobutadiene	-	30	-	-	-	-	-	-	-	-	-
Hexachlorocyclopentadiene	-	4900	-	-	-	-	-	-	-	-	-
Hexachloroethane	-	58	-	-	-	-	-	-	-	-	-
Indeno(1,2,3-cd)pyrene	-	2.9	< 0.16	0.56	6.8	2.0 J	< 0.14	1.4	9.3	0.17	16
Isophorone	-	2400	-	-	-	-	-	-	-	-	-
Naphthalene	-	17	< 0.20	< 0.19	1.4	< 3.7	< 0.18	0.15 J	0.7	< 0.18	8.3
Nitrobenzene	-	22	-	-	-	-	-	-	-	-	-
N-Nitrosodimethylamine	-	0.045	-	-	-	-	-	-	-	-	-
N-Nitrosodi-n-propylamine	-	0.33	-	-	-	-	-	-	-	-	-
N-Nitrosodiphenylamine	-	470	-	-	-	-	-	-	-	-	-
Pentachlorophenol	-	4	-	-	-	-	-	-	-	-	-
Phenanthrene	-	-	< 0.12	0.9	24	7.8	< 0.11	2.1	42	0.41	64
Phenol	-	250000	-	-	-	-	-	-	-	-	-
Pyrene	-	23000	< 0.12	1.5	27	6.9	0.042 J	5.2	38	0.55	71
Total Petroleum Hydrocarbons (mg/kg)											
Gasoline Range Organics (C6-C10)	100	-	< 2.9	< 2.7	< 2.9	< 2.6	< 2.7	< 3.3	< 3.0	< 2.4	0.83 J
Total Petroleum Hydrocarbons (C10-C28) DRO	100	-	-	-	-	-	-	-	-	-	-
Total Petroleum Hydrocarbons (C9-C44) DRO	100	-	128	1,060	1,120	8,060	245	376	7,120	61.7	4,220
Total Petroleum Hydrocarbons (C28-C40)	-	-	-	-	-	-	-	-	-	-	-

NOTES

- Bold where detected; highlighted where exceeds
- Results reported in mg/kg
- mg/kg = milligrams per kilogram
- ft bgs = feet below ground surface
- = screening level not available/sample not analyzed
- < = not detected at the indicated reporting limit
- J = estimated value
- SVOCs = semi-volatile organic compounds
- TPH = total petroleum hydrocarbons
- 1. DC Tier 0 Standards from the Tier 0 Standard Final Rulemaking published at 40 DCR 7835, 7892 (November 12, 1993); as amended by Final Rulemaking published at 46 DCR 7699 (October 1, 1999)
- 2. United States Environmental Protection Agency (EPA) Regional Screening Level (RSL) Summary Table (January 2015)

TABLE 1

SUMMARY OF SOIL SAMPLE ANALYTICAL RESULTS AND EXCEEDANCES - SVOCs AND TPH
 BUZZARD POINT DC UNITED SOCCER STADIUM DEVELOPMENT
 WASHINGTON, D.C.

Location	DC Tier 0 Soil Standards ¹	EPA Regional Screening Level for Industrial Soil ²	DP-008 07/06/2015 DP-008-SO-100-01 Primary 9.5 - 10	DP-009 07/06/2015 DP-009-SO-010-01 Primary 0.5 - 1	DP-009 07/06/2015 DP-009-SO-010-02 Duplicate 0.5 - 1	DP-009 07/06/2015 DP-009-SO-050-01 Primary 4.5 - 5	DP-009 07/06/2015 DP-009-SO-100-01 Primary 9.5 - 10	DP-010 07/06/2015 DP-010-SO-010-01 Primary 0.5 - 1	DP-010 07/06/2015 DP-010-SO-050-01 Primary 4.5 - 5	DP-010 07/06/2015 DP-010-SO-050-02 Duplicate 4.5 - 5	DP-010 07/06/2015 DP-010-SO-100-01 Primary 9.5 - 10
Semi-Volatile Organic Compounds (mg/kg)											
1,2,4-Trichlorobenzene	-	110	-	-	-	-	-	-	-	-	-
1,2-Dichlorobenzene	-	9300	-	-	-	-	-	-	-	-	-
1,3-Dichlorobenzene	-	-	-	-	-	-	-	-	-	-	-
1,4-Dichlorobenzene	-	11	-	-	-	-	-	-	-	-	-
1-Methylnaphthalene	-	73	-	-	-	-	-	-	-	-	-
2,2'-oxybis(1-Chloropropane)	-	22	-	-	-	-	-	-	-	-	-
2,4,5-Trichlorophenol	-	82000	-	-	-	-	-	-	-	-	-
2,4,6-Trichlorophenol	-	210	-	-	-	-	-	-	-	-	-
2,4-Dichlorophenol	-	2500	-	-	-	-	-	-	-	-	-
2,4-Dimethylphenol	-	16000	-	-	-	-	-	-	-	-	-
2,4-Dinitrophenol	-	1600	-	-	-	-	-	-	-	-	-
2,4-Dinitrotoluene	-	7.4	-	-	-	-	-	-	-	-	-
2,6-Dinitrotoluene	-	1.5	-	-	-	-	-	-	-	-	-
2-Chloronaphthalene	-	93000	< 0.20	< 0.20	< 0.19	< 0.21	< 0.20	< 0.19	< 0.82	< 0.80	< 0.22
2-Chlorophenol	-	5800	-	-	-	-	-	-	-	-	-
2-Methylnaphthalene	-	3000	0.43	< 0.24	0.068 J	0.095 J	< 0.25	< 0.23	3.9	2.5	0.48
2-Methylphenol	-	41000	-	-	-	-	-	-	-	-	-
2-Nitroaniline	-	8000	-	-	-	-	-	-	-	-	-
2-Nitrophenol	-	-	-	-	-	-	-	-	-	-	-
3&4-Methylphenol	-	-	-	-	-	-	-	-	-	-	-
3,3'-Dichlorobenzidine	-	5.1	-	-	-	-	-	-	-	-	-
3-Nitroaniline	-	-	-	-	-	-	-	-	-	-	-
4,6-Dinitro-2-methylphenol	-	66	-	-	-	-	-	-	-	-	-
4-Bromophenyl phenyl ether	-	-	-	-	-	-	-	-	-	-	-
4-Chloro-3-methylphenol	-	82000	-	-	-	-	-	-	-	-	-
4-Chloroaniline	-	12	-	-	-	-	-	-	-	-	-
4-Chlorophenyl phenyl ether	-	-	-	-	-	-	-	-	-	-	-
4-Nitroaniline	-	120	-	-	-	-	-	-	-	-	-
4-Nitrophenol	-	-	-	-	-	-	-	-	-	-	-
Acenaphthene	-	45000	2.7	0.070 J	0.91	< 0.17	0.084 J	0.16	12	7.4	4.1
Acenaphthylene	-	-	< 0.16	< 0.16	< 0.15	< 0.17	0.053 J	0.084 J	< 0.65	< 0.64	< 0.17
Aniline	-	410	-	-	-	-	-	-	-	-	-
Anthracene	-	230000	9.9	0.24	2	< 0.13	0.16	0.56	26	15	14
Benzo(a)anthracene	-	2.9	18	0.88	4.8	0.063 J	0.47	2.3	32	16	24
Benzo(a)pyrene	-	0.29	17	0.82	4.2	0.061 J	0.5	2.2	26	13	20
Benzo(b)fluoranthene	-	2.9	20	1	5.6	0.084 J	0.65	2.8	32	16	25
Benzo(g,h,i)perylene	-	-	6.9	0.51	2.6	0.079 J	0.32	1.3	13	6.6	7.7
Benzo(k)fluoranthene	-	29	5.2	0.44	2.2	< 0.13	0.22	1	12	6.2	6
Benzoic acid	-	3.30E+06	-	-	-	-	-	-	-	-	-
Benzyl Alcohol	-	82000	-	-	-	-	-	-	-	-	-
bis(2-Chloroethoxy)methane	-	2500	-	-	-	-	-	-	-	-	-
bis(2-Chloroethyl)ether	-	1	-	-	-	-	-	-	-	-	-
bis(2-Ethylhexyl)phthalate	-	160	-	-	-	-	-	-	-	-	-
Butyl benzylphthalate	-	1200	-	-	-	-	-	-	-	-	-

TABLE 1
 SUMMARY OF SOIL SAMPLE ANALYTICAL RESULTS AND EXCEEDANCES - SVOCs AND TPH
 BUZZARD POINT DC UNITED SOCCER STADIUM DEVELOPMENT
 WASHINGTON, D.C.

Location Sample Date Sample Name Sample Type Sample Depth Interval (ft bgs)	DC Tier 0 Soil Standards ¹	EPA Regional Screening Level for Industrial Soil ²	DP-008 07/06/2015 DP-008-SO-100-01 Primary 9.5 - 10	DP-009 07/06/2015 DP-009-SO-010-01 Primary 0.5 - 1	DP-009 07/06/2015 DP-009-SO-010-02 Duplicate 0.5 - 1	DP-009 07/06/2015 DP-009-SO-050-01 Primary 4.5 - 5	DP-009 07/06/2015 DP-009-SO-100-01 Primary 9.5 - 10	DP-010 07/06/2015 DP-010-SO-010-01 Primary 0.5 - 1	DP-010 07/06/2015 DP-010-SO-050-01 Primary 4.5 - 5	DP-010 07/06/2015 DP-010-SO-050-02 Duplicate 4.5 - 5	DP-010 07/06/2015 DP-010-SO-100-01 Primary 9.5 - 10
Chrysene	-	290	18	0.91	4.9	0.099 J	0.78	2.3	30	15	23
Dibenz(a,h)anthracene	-	0.29	1.9	0.14	0.72	< 0.13	0.080 J	0.37	3.8	1.9	2.2
Dibenzofuran	-	1000	-	-	-	-	-	-	-	-	-
Diethyl phthalate	-	660000	-	-	-	-	-	-	-	-	-
Dimethyl phthalate	-	-	-	-	-	-	-	-	-	-	-
Di-n-butylphthalate	-	82000	-	-	-	-	-	-	-	-	-
Di-n-octyl phthalate	-	8200	-	-	-	-	-	-	-	-	-
Fluoranthene	-	30000	39	1.8	9.7	0.073 J	1.6	5	84	45	54
Fluorene	-	30000	3	0.059 J	0.59	< 0.21	0.11 J	0.12 J	12	7.4	5
Hexachlorobenzene	-	1.4	-	-	-	-	-	-	-	-	-
Hexachlorobutadiene	-	30	-	-	-	-	-	-	-	-	-
Hexachlorocyclopentadiene	-	4900	-	-	-	-	-	-	-	-	-
Hexachloroethane	-	58	-	-	-	-	-	-	-	-	-
Indeno(1,2,3-cd)pyrene	-	2.9	10	0.57	2.9	0.056 J	0.34	1.5	15	7.8	12
Isophorone	-	2400	-	-	-	-	-	-	-	-	-
Naphthalene	-	17	0.45	< 0.20	0.084 J	0.20 J	< 0.20	< 0.19	4.5	3.2	0.43
Nitrobenzene	-	22	-	-	-	-	-	-	-	-	-
N-Nitrosodimethylamine	-	0.045	-	-	-	-	-	-	-	-	-
N-Nitrosodi-n-propylamine	-	0.33	-	-	-	-	-	-	-	-	-
N-Nitrosodiphenylamine	-	470	-	-	-	-	-	-	-	-	-
Pentachlorophenol	-	4	-	-	-	-	-	-	-	-	-
Phenanthrene	-	-	31	0.88	7.2	0.12 J	1.4	2	88	51	44
Phenol	-	250000	-	-	-	-	-	-	-	-	-
Pyrene	-	23000	33	1.5	7.9	0.077 J	1.6	4.5	72	39	44
Total Petroleum Hydrocarbons (mg/kg)											
Gasoline Range Organics (C6-C10)	100	-	< 2.8	< 2.9	< 2.8	< 3.0	< 2.7	< 2.7	< 2.8	< 2.8	< 3.0
Total Petroleum Hydrocarbons (C10-C28) DRO	100	-	-	-	-	-	-	-	-	-	-
Total Petroleum Hydrocarbons (C9-C44) DRO	100	-	4,290	266	191	130	10,900	596	1,410	563	7,440
Total Petroleum Hydrocarbons (C28-C40)	-	-	-	-	-	-	-	-	-	-	-

NOTES

- Bold where detected; highlighted where exceeds
- Results reported in mg/kg
- mg/kg = milligrams per kilogram
- ft bgs = feet below ground surface
- = screening level not available/sample not analyzed
- < = not detected at the indicated reporting limit
- J = estimated value
- SVOCs = semi-volatile organic compounds
- TPH = total petroleum hydrocarbons
- 1. DC Tier 0 Standards from the Tier 0 Standard Final Rulemaking published at 40 DCR 7835, 7892 (November 12, 1993); as amended by Final Rulemaking published at 46 DCR 7699 (October 1, 1999)
- 2. United States Environmental Protection Agency (EPA) Regional Screening Level (RSL) Summary Table (January 2015)

TABLE 1
 SUMMARY OF SOIL SAMPLE ANALYTICAL RESULTS AND EXCEEDANCES - SVOCs AND TPH
 BUZZARD POINT DC UNITED SOCCER STADIUM DEVELOPMENT
 WASHINGTON, D.C.

Location	DC Tier 0 Soil Standards ¹	EPA Regional Screening Level for Industrial Soil ²	DP-011 07/06/2015 DP-011-SO-010-01 Primary 0.5 - 1	DP-011 07/06/2015 DP-011-SO-050-01 Primary 4.5 - 5	DP-011 07/06/2015 DP-011-SO-100-01 Primary 9.5 - 10	DP-012 07/06/2015 DP-012-SO-010-01 Primary 0.5 - 1	DP-012 07/06/2015 DP-012-SO-100-01 Primary 9.5 - 10	DP-013 07/06/2015 DP-013-SO-010-01 Primary 0.5 - 1	DP-013 07/06/2015 DP-013-SO-100-01 Primary 9.5 - 10	DP-013 07/06/2015 DP-013-SO-100-02 Duplicate 9.5 - 10	DP-014 07/07/2015 DP-014-SO-010-01 Primary 0.5 - 1
Semi-Volatile Organic Compounds (mg/kg)											
1,2,4-Trichlorobenzene	-	110	-	-	-	-	-	-	-	-	-
1,2-Dichlorobenzene	-	9300	-	-	-	-	-	-	-	-	-
1,3-Dichlorobenzene	-	-	-	-	-	-	-	-	-	-	-
1,4-Dichlorobenzene	-	11	-	-	-	-	-	-	-	-	-
1-Methylnaphthalene	-	73	-	-	-	-	-	-	-	-	-
2,2'-oxybis(1-Chloropropane)	-	22	-	-	-	-	-	-	-	-	-
2,4,5-Trichlorophenol	-	82000	-	-	-	-	-	-	-	-	-
2,4,6-Trichlorophenol	-	210	-	-	-	-	-	-	-	-	-
2,4-Dichlorophenol	-	2500	-	-	-	-	-	-	-	-	-
2,4-Dimethylphenol	-	16000	-	-	-	-	-	-	-	-	-
2,4-Dinitrophenol	-	1600	-	-	-	-	-	-	-	-	-
2,4-Dinitrotoluene	-	7.4	-	-	-	-	-	-	-	-	-
2,6-Dinitrotoluene	-	1.5	-	-	-	-	-	-	-	-	-
2-Chloronaphthalene	-	93000	< 0.18	< 0.21	< 0.21	< 0.20	< 0.20	< 0.18	< 0.21	< 0.42	< 0.18
2-Chlorophenol	-	5800	-	-	-	-	-	-	-	-	-
2-Methylnaphthalene	-	3000	< 0.22	< 0.25	< 0.25	< 0.24	< 0.24	< 0.22	0.53	< 0.50	< 0.22
2-Methylphenol	-	41000	-	-	-	-	-	-	-	-	-
2-Nitroaniline	-	8000	-	-	-	-	-	-	-	-	-
2-Nitrophenol	-	-	-	-	-	-	-	-	-	-	-
3&4-Methylphenol	-	-	-	-	-	-	-	-	-	-	-
3,3'-Dichlorobenzidine	-	5.1	-	-	-	-	-	-	-	-	-
3-Nitroaniline	-	-	-	-	-	-	-	-	-	-	-
4,6-Dinitro-2-methylphenol	-	66	-	-	-	-	-	-	-	-	-
4-Bromophenyl phenyl ether	-	-	-	-	-	-	-	-	-	-	-
4-Chloro-3-methylphenol	-	82000	-	-	-	-	-	-	-	-	-
4-Chloroaniline	-	12	-	-	-	-	-	-	-	-	-
4-Chlorophenyl phenyl ether	-	-	-	-	-	-	-	-	-	-	-
4-Nitroaniline	-	120	-	-	-	-	-	-	-	-	-
4-Nitrophenol	-	-	-	-	-	-	-	-	-	-	-
Acenaphthene	-	45000	< 0.14	0.21	0.16	0.2	< 0.16	< 0.14	2	< 0.33	< 0.15
Acenaphthylene	-	-	< 0.14	0.10 J	< 0.16	0.13 J	< 0.16	< 0.14	< 0.17	< 0.33	< 0.15
Aniline	-	410	-	-	-	-	-	-	-	-	-
Anthracene	-	230000	< 0.11	0.87	0.22	0.54	< 0.12	< 0.11	3.6	0.12 J	< 0.11
Benzo(a)anthracene	-	2.9	< 0.11	2.9	0.27	1.6	< 0.12	< 0.11	4.3	0.35	0.066 J
Benzo(a)pyrene	-	0.29	< 0.14	2.6	0.24	1.5	< 0.16	< 0.14	3.8	0.25 J	0.057 J
Benzo(b)fluoranthene	-	2.9	< 0.11	3	0.3	2	< 0.12	< 0.11	3.6	0.20 J	0.079 J
Benzo(g,h,i)perylene	-	-	< 0.14	1.4	0.15 J	0.9	< 0.16	< 0.14	1.8	0.19 J	0.043 J
Benzo(k)fluoranthene	-	29	< 0.11	1.2	0.12	0.68	< 0.12	< 0.11	2.7	0.26	< 0.11
Benzoic acid	-	3.30E+06	-	-	-	-	-	-	-	-	-
Benzyl Alcohol	-	82000	-	-	-	-	-	-	-	-	-
bis(2-Chloroethoxy)methane	-	2500	-	-	-	-	-	-	-	-	-
bis(2-Chloroethyl)ether	-	1	-	-	-	-	-	-	-	-	-
bis(2-Ethylhexyl)phthalate	-	160	-	-	-	-	-	-	-	-	-
Butyl benzylphthalate	-	1200	-	-	-	-	-	-	-	-	-

TABLE 1
 SUMMARY OF SOIL SAMPLE ANALYTICAL RESULTS AND EXCEEDANCES - SVOCs AND TPH
 BUZZARD POINT DC UNITED SOCCER STADIUM DEVELOPMENT
 WASHINGTON, D.C.

Location	DC Tier 0 Soil Standards ¹	EPA Regional Screening Level for Industrial Soil ²	DP-011 07/06/2015 DP-011-SO-010-01 Primary 0.5 - 1	DP-011 07/06/2015 DP-011-SO-050-01 Primary 4.5 - 5	DP-011 07/06/2015 DP-011-SO-100-01 Primary 9.5 - 10	DP-012 07/06/2015 DP-012-SO-010-01 Primary 0.5 - 1	DP-012 07/06/2015 DP-012-SO-100-01 Primary 9.5 - 10	DP-013 07/06/2015 DP-013-SO-010-01 Primary 0.5 - 1	DP-013 07/06/2015 DP-013-SO-100-01 Primary 9.5 - 10	DP-013 07/06/2015 DP-013-SO-100-02 Duplicate 9.5 - 10	DP-014 07/07/2015 DP-014-SO-010-01 Primary 0.5 - 1
Chrysene	-	290	< 0.11	2.8	0.28	1.8	< 0.12	< 0.11	4.2	0.43	0.069 J
Dibenz(a,h)anthracene	-	0.29	< 0.11	0.41	< 0.12	0.27	< 0.12	< 0.11	0.46	< 0.25	< 0.11
Dibenzofuran	-	1000	-	-	-	-	-	-	-	-	-
Diethyl phthalate	-	660000	-	-	-	-	-	-	-	-	-
Dimethyl phthalate	-	-	-	-	-	-	-	-	-	-	-
Di-n-butylphthalate	-	82000	-	-	-	-	-	-	-	-	-
Di-n-octyl phthalate	-	8200	-	-	-	-	-	-	-	-	-
Fluoranthene	-	30000	< 0.11	6	0.78	3.5	< 0.12	< 0.11	10	0.6	0.11
Fluorene	-	30000	< 0.18	0.22	0.14 J	0.18 J	< 0.20	< 0.18	1.9	< 0.42	< 0.18
Hexachlorobenzene	-	1.4	-	-	-	-	-	-	-	-	-
Hexachlorobutadiene	-	30	-	-	-	-	-	-	-	-	-
Hexachlorocyclopentadiene	-	4900	-	-	-	-	-	-	-	-	-
Hexachloroethane	-	58	-	-	-	-	-	-	-	-	-
Indeno(1,2,3-cd)pyrene	-	2.9	< 0.14	1.6	0.17	0.97	< 0.16	< 0.14	2.1	0.12 J	0.044 J
Isophorone	-	2400	-	-	-	-	-	-	-	-	-
Naphthalene	-	17	< 0.18	0.13 J	< 0.21	0.067 J	< 0.20	< 0.18	0.81	< 0.42	< 0.18
Nitrobenzene	-	22	-	-	-	-	-	-	-	-	-
N-Nitrosodimethylamine	-	0.045	-	-	-	-	-	-	-	-	-
N-Nitrosodi-n-propylamine	-	0.33	-	-	-	-	-	-	-	-	-
N-Nitrosodiphenylamine	-	470	-	-	-	-	-	-	-	-	-
Pentachlorophenol	-	4	-	-	-	-	-	-	-	-	-
Phenanthrene	-	-	< 0.11	3.1	0.88	2.1	< 0.12	< 0.11	10	0.39	0.049 J
Phenol	-	250000	-	-	-	-	-	-	-	-	-
Pyrene	-	23000	< 0.11	5.6	0.63	3.2	< 0.12	< 0.11	8.6	0.56	0.097 J
Total Petroleum Hydrocarbons (mg/kg)											
Gasoline Range Organics (C6-C10)	100	-	< 2.5	< 3.0	< 3.0	< 2.8	< 2.5	< 2.7	2.7 J	< 3.0	< 2.8
Total Petroleum Hydrocarbons (C10-C28) DRO	100	-	-	-	-	-	-	-	-	-	-
Total Petroleum Hydrocarbons (C9-C44) DRO	100	-	6.12 J	359	9.33 J	780	332	29.8 J	3,430	9,540	80.5
Total Petroleum Hydrocarbons (C28-C40)	-	-	-	-	-	-	-	-	-	-	-

NOTES

- Bold where detected; highlighted where exceeds
- Results reported in mg/kg
- mg/kg = milligrams per kilogram
- ft bgs = feet below ground surface
- = screening level not available/sample not analyzed
- < = not detected at the indicated reporting limit
- J = estimated value
- SVOCs = semi-volatile organic compounds
- TPH = total petroleum hydrocarbons
- 1. DC Tier 0 Standards from the Tier 0 Standard Final Rulemaking published at 40 DCR 7835, 7892 (November 12, 1993); as amended by Final Rulemaking published at 46 DCR 7699 (October 1, 1999)
- 2. United States Environmental Protection Agency (EPA) Regional Screening Level (RSL) Summary Table (January 2015)

TABLE 1
 SUMMARY OF SOIL SAMPLE ANALYTICAL RESULTS AND EXCEEDANCES - SVOCs AND TPH
 BUZZARD POINT DC UNITED SOCCER STADIUM DEVELOPMENT
 WASHINGTON, D.C.

Location	DC Tier 0 Soil Standards ¹	EPA Regional Screening Level for Industrial Soil ²	DP-014 07/07/2015 DP-014-SO-100-01 Primary 9.5 - 10	DP-015 07/07/2015 DP-015-SO-010-01 Primary 0.5 - 1	DP-015 07/07/2015 DP-015-SO-100-01 Primary 9.5 - 10	DP-016 07/07/2015 DP-016-SO-010-01 Primary 0.5 - 1	DP-016 07/07/2015 DP-016-SO-050-01 Primary 4.5 - 5	DP-016 07/07/2015 DP-016-SO-100-01 Primary 9.5 - 10	DP-017 07/07/2015 DP-017-SO-010-01 Primary 0.5 - 1	DP-017 07/07/2015 DP-017-SO-050-01 Primary 4.5 - 5	DP-017 07/07/2015 DP-017-SO-100-01 Primary 9.5 - 10
Semi-Volatile Organic Compounds (mg/kg)											
1,2,4-Trichlorobenzene	-	110	-	-	-	-	-	-	-	-	-
1,2-Dichlorobenzene	-	9300	-	-	-	-	-	-	-	-	-
1,3-Dichlorobenzene	-	-	-	-	-	-	-	-	-	-	-
1,4-Dichlorobenzene	-	11	-	-	-	-	-	-	-	-	-
1-Methylnaphthalene	-	73	-	-	-	-	-	-	-	-	-
2,2'-oxybis(1-Chloropropane)	-	22	-	-	-	-	-	-	-	-	-
2,4,5-Trichlorophenol	-	82000	-	-	-	-	-	-	-	-	-
2,4,6-Trichlorophenol	-	210	-	-	-	-	-	-	-	-	-
2,4-Dichlorophenol	-	2500	-	-	-	-	-	-	-	-	-
2,4-Dimethylphenol	-	16000	-	-	-	-	-	-	-	-	-
2,4-Dinitrophenol	-	1600	-	-	-	-	-	-	-	-	-
2,4-Dinitrotoluene	-	7.4	-	-	-	-	-	-	-	-	-
2,6-Dinitrotoluene	-	1.5	-	-	-	-	-	-	-	-	-
2-Chloronaphthalene	-	93000	< 1.0	< 0.17	< 0.19	< 0.37	< 0.25	< 0.20	< 0.19	< 0.22	< 0.21
2-Chlorophenol	-	5800	-	-	-	-	-	-	-	-	-
2-Methylnaphthalene	-	3000	< 1.2	< 0.21	< 0.23	< 0.44	0.14 J	< 0.24	< 0.23	0.084 J	< 0.26
2-Methylphenol	-	41000	-	-	-	-	-	-	-	-	-
2-Nitroaniline	-	8000	-	-	-	-	-	-	-	-	-
2-Nitrophenol	-	-	-	-	-	-	-	-	-	-	-
3&4-Methylphenol	-	-	-	-	-	-	-	-	-	-	-
3,3'-Dichlorobenzidine	-	5.1	-	-	-	-	-	-	-	-	-
3-Nitroaniline	-	-	-	-	-	-	-	-	-	-	-
4,6-Dinitro-2-methylphenol	-	66	-	-	-	-	-	-	-	-	-
4-Bromophenyl phenyl ether	-	-	-	-	-	-	-	-	-	-	-
4-Chloro-3-methylphenol	-	82000	-	-	-	-	-	-	-	-	-
4-Chloroaniline	-	12	-	-	-	-	-	-	-	-	-
4-Chlorophenyl phenyl ether	-	-	-	-	-	-	-	-	-	-	-
4-Nitroaniline	-	120	-	-	-	-	-	-	-	-	-
4-Nitrophenol	-	-	-	-	-	-	-	-	-	-	-
Acenaphthene	-	45000	< 0.84	< 0.14	< 0.15	< 0.29	< 0.20	< 0.16	0.086 J	< 0.18	< 0.17
Acenaphthylene	-	-	< 0.84	< 0.14	< 0.15	0.11 J	< 0.20	< 0.16	0.10 J	< 0.18	< 0.17
Aniline	-	410	-	-	-	-	-	-	-	-	-
Anthracene	-	230000	< 0.63	0.039 J	< 0.12	0.3	0.056 J	< 0.12	0.4	0.19	< 0.13
Benzo(a)anthracene	-	2.9	< 0.63	0.16	0.072 J	1.4	0.21	< 0.12	1.5	0.48	< 0.13
Benzo(a)pyrene	-	0.29	< 0.84	0.14	0.076 J	1.3	0.18 J	< 0.16	1.4	0.39	< 0.17
Benzo(b)fluoranthene	-	2.9	< 0.63	0.2	0.10 J	2	0.26	< 0.12	1.9	0.5	< 0.13
Benzo(g,h,i)perylene	-	-	< 0.84	0.094 J	0.057 J	0.89	0.15 J	< 0.16	0.87	0.28	< 0.17
Benzo(k)fluoranthene	-	29	< 0.63	0.082 J	0.037 J	0.67	0.089 J	< 0.12	0.69	0.2	< 0.13
Benzoic acid	-	3.30E+06	-	-	-	-	-	-	-	-	-
Benzyl Alcohol	-	82000	-	-	-	-	-	-	-	-	-
bis(2-Chloroethoxy)methane	-	2500	-	-	-	-	-	-	-	-	-
bis(2-Chloroethyl)ether	-	1	-	-	-	-	-	-	-	-	-
bis(2-Ethylhexyl)phthalate	-	160	-	-	-	-	-	-	-	-	-
Butyl benzylphthalate	-	1200	-	-	-	-	-	-	-	-	-

TABLE 1
 SUMMARY OF SOIL SAMPLE ANALYTICAL RESULTS AND EXCEEDANCES - SVOCs AND TPH
 BUZZARD POINT DC UNITED SOCCER STADIUM DEVELOPMENT
 WASHINGTON, D.C.

Location			DP-014	DP-015	DP-015	DP-016	DP-016	DP-016	DP-017	DP-017	DP-017
Sample Date			07/07/2015	07/07/2015	07/07/2015	07/07/2015	07/07/2015	07/07/2015	07/07/2015	07/07/2015	07/07/2015
Sample Name	DC Tier 0 Soil Standards ¹	EPA Regional Screening Level for Industrial Soil ²	DP-014-SO-100-01	DP-015-SO-010-01	DP-015-SO-100-01	DP-016-SO-010-01	DP-016-SO-050-01	DP-016-SO-100-01	DP-017-SO-010-01	DP-017-SO-050-01	DP-017-SO-100-01
Sample Type			Primary	Primary	Primary	Primary	Primary	Primary	Primary	Primary	Primary
Sample Depth Interval (ft bgs)			9.5 - 10	0.5 - 1	9.5 - 10	0.5 - 1	4.5 - 5	9.5 - 10	0.5 - 1	4.5 - 5	9.5 - 10
Chrysene	-	290	< 0.63	0.18	0.076 J	1.7	0.27	< 0.12	1.4	0.53	< 0.13
Dibenz(a,h)anthracene	-	0.29	< 0.63	< 0.10	< 0.12	0.31	< 0.15	< 0.12	0.27	0.078 J	< 0.13
Dibenzofuran	-	1000	-	-	-	-	-	-	-	-	-
Diethyl phthalate	-	660000	-	-	-	-	-	-	-	-	-
Dimethyl phthalate	-	-	-	-	-	-	-	-	-	-	-
Di-n-butylphthalate	-	82000	-	-	-	-	-	-	-	-	-
Di-n-octyl phthalate	-	8200	-	-	-	-	-	-	-	-	-
Fluoranthene	-	30000	< 0.63	0.23	0.098 J	2.3	0.36	< 0.12	2.8	1	0.044 J
Fluorene	-	30000	< 1.0	< 0.17	< 0.19	< 0.37	< 0.25	< 0.20	0.086 J	0.073 J	< 0.21
Hexachlorobenzene	-	1.4	-	-	-	-	-	-	-	-	-
Hexachlorobutadiene	-	30	-	-	-	-	-	-	-	-	-
Hexachlorocyclopentadiene	-	4900	-	-	-	-	-	-	-	-	-
Hexachloroethane	-	58	-	-	-	-	-	-	-	-	-
Indeno(1,2,3-cd)pyrene	-	2.9	< 0.84	0.10 J	0.064 J	1	0.15 J	< 0.16	1	0.29	< 0.17
Isophorone	-	2400	-	-	-	-	-	-	-	-	-
Naphthalene	-	17	< 1.0	< 0.17	< 0.19	< 0.37	0.21 J	< 0.20	0.081 J	< 0.22	< 0.21
Nitrobenzene	-	22	-	-	-	-	-	-	-	-	-
N-Nitrosodimethylamine	-	0.045	-	-	-	-	-	-	-	-	-
N-Nitrosodi-n-propylamine	-	0.33	-	-	-	-	-	-	-	-	-
N-Nitrosodiphenylamine	-	470	-	-	-	-	-	-	-	-	-
Pentachlorophenol	-	4	-	-	-	-	-	-	-	-	-
Phenanthrene	-	-	< 0.63	0.1	0.042 J	1.4	0.35	< 0.12	1.4	0.85	< 0.13
Phenol	-	250000	-	-	-	-	-	-	-	-	-
Pyrene	-	23000	< 0.63	0.18	0.096 J	2	0.34	< 0.12	2.5	0.9	< 0.13
Total Petroleum Hydrocarbons (mg/kg)											
Gasoline Range Organics (C6-C10)	100	-	0.97 J	2.2 J	1.4 J	< 2.7	< 3.6	< 2.7	< 2.4	< 3.0	< 3.0
Total Petroleum Hydrocarbons (C10-C28) DRO	100	-	-	-	-	-	-	-	-	-	-
Total Petroleum Hydrocarbons (C9-C44) DRO	100	-	2,360	112	32.6 J	346	107	7.06 J	310	141	< 42.2
Total Petroleum Hydrocarbons (C28-C40)	-	-	-	-	-	-	-	-	-	-	-

NOTES

- Bold where detected; highlighted where exceeds
- Results reported in mg/kg
- mg/kg = milligrams per kilogram
- ft bgs = feet below ground surface
- = screening level not available/sample not analyzed
- < = not detected at the indicated reporting limit
- J = estimated value
- SVOCs = semi-volatile organic compounds
- TPH = total petroleum hydrocarbons
- 1. DC Tier 0 Standards from the Tier 0 Standard Final Rulemaking published at 40 DCR 7835, 7892 (November 12, 1993); as amended by Final Rulemaking published at 46 DCR 7699 (October 1, 1999)
- 2. United States Environmental Protection Agency (EPA) Regional Screening Level (RSL) Summary Table (January 2015)

TABLE 1
 SUMMARY OF SOIL SAMPLE ANALYTICAL RESULTS AND EXCEEDANCES - SVOCs AND TPH
 BUZZARD POINT DC UNITED SOCCER STADIUM DEVELOPMENT
 WASHINGTON, D.C.

Location	DC Tier 0 Soil Standards ¹	EPA Regional Screening Level for Industrial Soil ²	DP-018 07/07/2015 DP-018-SO-010-01 Primary 0.5 - 1	DP-018 07/07/2015 DP-018-SO-050-01 Primary 4.5 - 5	DP-018 07/07/2015 DP-018-SO-100-01 Primary 9.5 - 10	DP-019 07/07/2015 DP-019-SO-010-01 Primary 0.5 - 1	DP-019 07/07/2015 DP-019-SO-050-01 Primary 4.5 - 5	DP-019 07/07/2015 DP-019-SO-100-01 Primary 9.5 - 10	DP-020 07/07/2015 DP-020-SO-010-01 Primary 0.5 - 1	DP-020 07/07/2015 DP-020-SO-050-01 Primary 4.5 - 5	DP-021 07/07/2015 DP-021-SO-010-01 Primary 0.5 - 1
Semi-Volatile Organic Compounds (mg/kg)											
1,2,4-Trichlorobenzene	-	110	-	-	-	-	-	-	-	-	-
1,2-Dichlorobenzene	-	9300	-	-	-	-	-	-	-	-	-
1,3-Dichlorobenzene	-	-	-	-	-	-	-	-	-	-	-
1,4-Dichlorobenzene	-	11	-	-	-	-	-	-	-	-	-
1-Methylnaphthalene	-	73	-	-	-	-	-	-	-	-	-
2,2'-oxybis(1-Chloropropane)	-	22	-	-	-	-	-	-	-	-	-
2,4,5-Trichlorophenol	-	82000	-	-	-	-	-	-	-	-	-
2,4,6-Trichlorophenol	-	210	-	-	-	-	-	-	-	-	-
2,4-Dichlorophenol	-	2500	-	-	-	-	-	-	-	-	-
2,4-Dimethylphenol	-	16000	-	-	-	-	-	-	-	-	-
2,4-Dinitrophenol	-	1600	-	-	-	-	-	-	-	-	-
2,4-Dinitrotoluene	-	7.4	-	-	-	-	-	-	-	-	-
2,6-Dinitrotoluene	-	1.5	-	-	-	-	-	-	-	-	-
2-Chloronaphthalene	-	93000	< 0.18	< 0.18	< 0.21	< 0.19	< 0.19	< 0.21	< 0.18	< 0.19	< 0.20
2-Chlorophenol	-	5800	-	-	-	-	-	-	-	-	-
2-Methylnaphthalene	-	3000	< 0.22	< 0.22	< 0.25	< 0.23	< 0.22	< 0.25	< 0.22	< 0.23	< 0.24
2-Methylphenol	-	41000	-	-	-	-	-	-	-	-	-
2-Nitroaniline	-	8000	-	-	-	-	-	-	-	-	-
2-Nitrophenol	-	-	-	-	-	-	-	-	-	-	-
3&4-Methylphenol	-	-	-	-	-	-	-	-	-	-	-
3,3'-Dichlorobenzidine	-	5.1	-	-	-	-	-	-	-	-	-
3-Nitroaniline	-	-	-	-	-	-	-	-	-	-	-
4,6-Dinitro-2-methylphenol	-	66	-	-	-	-	-	-	-	-	-
4-Bromophenyl phenyl ether	-	-	-	-	-	-	-	-	-	-	-
4-Chloro-3-methylphenol	-	82000	-	-	-	-	-	-	-	-	-
4-Chloroaniline	-	12	-	-	-	-	-	-	-	-	-
4-Chlorophenyl phenyl ether	-	-	-	-	-	-	-	-	-	-	-
4-Nitroaniline	-	120	-	-	-	-	-	-	-	-	-
4-Nitrophenol	-	-	-	-	-	-	-	-	-	-	-
Acenaphthene	-	45000	< 0.15	< 0.15	0.14 J	0.095 J	< 0.15	< 0.17	0.048 J	< 0.16	0.042 J
Acenaphthylene	-	-	< 0.15	< 0.15	< 0.17	0.12 J	< 0.15	< 0.17	0.13 J	< 0.16	0.18
Aniline	-	410	-	-	-	-	-	-	-	-	-
Anthracene	-	230000	0.047 J	< 0.11	0.4	0.25	< 0.11	< 0.12	0.18	< 0.12	0.24
Benzo(a)anthracene	-	2.9	0.23	< 0.11	0.72	1.2	0.075 J	< 0.12	1.1	0.073 J	1.3
Benzo(a)pyrene	-	0.29	0.21	< 0.15	0.61	1.2	0.057 J	< 0.17	1.1	0.064 J	1.4
Benzo(b)fluoranthene	-	2.9	0.27	< 0.11	0.76	1.6	0.086 J	< 0.12	1.5	0.082 J	1.8
Benzo(g,h,i)perylene	-	-	0.14 J	< 0.15	0.38	0.89	< 0.15	< 0.17	0.76	0.047 J	0.84
Benzo(k)fluoranthene	-	29	0.11	< 0.11	0.24	0.63	< 0.11	< 0.12	0.52	< 0.12	0.68
Benzoic acid	-	3.30E+06	-	-	-	-	-	-	-	-	-
Benzyl Alcohol	-	82000	-	-	-	-	-	-	-	-	-
bis(2-Chloroethoxy)methane	-	2500	-	-	-	-	-	-	-	-	-
bis(2-Chloroethyl)ether	-	1	-	-	-	-	-	-	-	-	-
bis(2-Ethylhexyl)phthalate	-	160	-	-	-	-	-	-	-	-	-
Butyl benzylphthalate	-	1200	-	-	-	-	-	-	-	-	-

TABLE 1
 SUMMARY OF SOIL SAMPLE ANALYTICAL RESULTS AND EXCEEDANCES - SVOCs AND TPH
 BUZZARD POINT DC UNITED SOCCER STADIUM DEVELOPMENT
 WASHINGTON, D.C.

Location			DP-018 07/07/2015	DP-018 07/07/2015	DP-018 07/07/2015	DP-019 07/07/2015	DP-019 07/07/2015	DP-019 07/07/2015	DP-020 07/07/2015	DP-020 07/07/2015	DP-021 07/07/2015
Sample Date											
Sample Name	DC Tier 0 Soil Standards ¹	EPA Regional Screening Level for Industrial Soil ²	DP-018-SO-010-01	DP-018-SO-050-01	DP-018-SO-100-01	DP-019-SO-010-01	DP-019-SO-050-01	DP-019-SO-100-01	DP-020-SO-010-01	DP-020-SO-050-01	DP-021-SO-010-01
Sample Type			Primary	Primary	Primary	Primary	Primary	Primary	Primary	Primary	Primary
Sample Depth Interval (ft bgs)			0.5 - 1	4.5 - 5	9.5 - 10	0.5 - 1	4.5 - 5	9.5 - 10	0.5 - 1	4.5 - 5	0.5 - 1
Chrysene	-	290	0.23	< 0.11	0.67	1.2	0.080 J	< 0.12	1.1	0.078 J	1.4
Dibenz(a,h)anthracene	-	0.29	0.042 J	< 0.11	0.086 J	0.23	< 0.11	< 0.12	0.2	< 0.12	0.22
Dibenzofuran	-	1000	-	-	-	-	-	-	-	-	-
Diethyl phthalate	-	660000	-	-	-	-	-	-	-	-	-
Dimethyl phthalate	-	-	-	-	-	-	-	-	-	-	-
Di-n-butylphthalate	-	82000	-	-	-	-	-	-	-	-	-
Di-n-octyl phthalate	-	8200	-	-	-	-	-	-	-	-	-
Fluoranthene	-	30000	0.43	< 0.11	1.9	2.2	0.14	< 0.12	1.8	0.11 J	2.4
Fluorene	-	30000	< 0.18	< 0.18	0.14 J	0.061 J	< 0.19	< 0.21	< 0.18	< 0.19	< 0.20
Hexachlorobenzene	-	1.4	-	-	-	-	-	-	-	-	-
Hexachlorobutadiene	-	30	-	-	-	-	-	-	-	-	-
Hexachlorocyclopentadiene	-	4900	-	-	-	-	-	-	-	-	-
Hexachloroethane	-	58	-	-	-	-	-	-	-	-	-
Indeno(1,2,3-cd)pyrene	-	2.9	0.16	< 0.15	0.43	0.98	< 0.15	< 0.17	0.86	0.048 J	0.92
Isophorone	-	2400	-	-	-	-	-	-	-	-	-
Naphthalene	-	17	< 0.18	< 0.18	< 0.21	< 0.19	< 0.19	< 0.21	< 0.18	< 0.19	0.076 J
Nitrobenzene	-	22	-	-	-	-	-	-	-	-	-
N-Nitrosodimethylamine	-	0.045	-	-	-	-	-	-	-	-	-
N-Nitrosodi-n-propylamine	-	0.33	-	-	-	-	-	-	-	-	-
N-Nitrosodiphenylamine	-	470	-	-	-	-	-	-	-	-	-
Pentachlorophenol	-	4	-	-	-	-	-	-	-	-	-
Phenanthrene	-	-	0.2	< 0.11	1.4	0.96	0.099 J	< 0.12	0.62	0.067 J	0.89
Phenol	-	250000	-	-	-	-	-	-	-	-	-
Pyrene	-	23000	0.4	< 0.11	1.7	2	0.12	< 0.12	1.7	0.11 J	2.1
Total Petroleum Hydrocarbons (mg/kg)											
Gasoline Range Organics (C6-C10)	100	-	< 2.6	< 2.6	< 2.8	< 2.8	< 2.4	2.0 J	< 2.7	< 2.6	< 2.6
Total Petroleum Hydrocarbons (C10-C28) DRO	100	-	-	-	-	-	-	-	-	-	-
Total Petroleum Hydrocarbons (C9-C44) DRO	100	-	21.7 J	< 35.9	97.8	280	7.62 J	< 39.8	255	332	88.5
Total Petroleum Hydrocarbons (C28-C40)	-	-	-	-	-	-	-	-	-	-	-

NOTES

- Bold where detected; highlighted where exceeds
- Results reported in mg/kg
- mg/kg = milligrams per kilogram
- ft bgs = feet below ground surface
- = screening level not available/sample not analyzed
- < = not detected at the indicated reporting limit
- J = estimated value
- SVOCs = semi-volatile organic compounds
- TPH = total petroleum hydrocarbons
- 1. DC Tier 0 Standards from the Tier 0 Standard Final Rulemaking published at 40 DCR 7835, 7892 (November 12, 1993); as amended by Final Rulemaking published at 46 DCR 7699 (October 1, 1999)
- 2. United States Environmental Protection Agency (EPA) Regional Screening Level (RSL) Summary Table (January 2015)

TABLE 1
 SUMMARY OF SOIL SAMPLE ANALYTICAL RESULTS AND EXCEEDANCES - SVOCs AND TPH
 BUZZARD POINT DC UNITED SOCCER STADIUM DEVELOPMENT
 WASHINGTON, D.C.

Location	DC Tier 0 Soil Standards ¹	EPA Regional Screening Level for Industrial Soil ²	DP-021 07/07/2015 DP-021-SO-010-02 Duplicate 0.5 - 1	DP-021 07/07/2015 DP-021-SO-050-01 Primary 4.5 - 5	DP-021 07/07/2015 DP-021-SO-100-01 Primary 9.5 - 10	DP-022 07/07/2015 DP-022-SO-010-01 Primary 0.5 - 1	DP-022 07/07/2015 DP-022-SO-050-01 Primary 4.5 - 5	DP-022 07/07/2015 DP-022-SO-100-01 Primary 9.5 - 10	DP-023 07/08/2015 DP-023-SO-010-01 Primary 0.5 - 1	DP-023 07/08/2015 DP-023-SO-050-01 Primary 4.5 - 5	DP-023 07/08/2015 DP-023-SO-100-01 Primary 9.5 - 10
Semi-Volatile Organic Compounds (mg/kg)											
1,2,4-Trichlorobenzene	-	110	-	-	-	-	-	-	-	-	-
1,2-Dichlorobenzene	-	9300	-	-	-	-	-	-	-	-	-
1,3-Dichlorobenzene	-	-	-	-	-	-	-	-	-	-	-
1,4-Dichlorobenzene	-	11	-	-	-	-	-	-	-	-	-
1-Methylnaphthalene	-	73	-	-	-	-	-	-	-	-	-
2,2'-oxybis(1-Chloropropane)	-	22	-	-	-	-	-	-	-	-	-
2,4,5-Trichlorophenol	-	82000	-	-	-	-	-	-	-	-	-
2,4,6-Trichlorophenol	-	210	-	-	-	-	-	-	-	-	-
2,4-Dichlorophenol	-	2500	-	-	-	-	-	-	-	-	-
2,4-Dimethylphenol	-	16000	-	-	-	-	-	-	-	-	-
2,4-Dinitrophenol	-	1600	-	-	-	-	-	-	-	-	-
2,4-Dinitrotoluene	-	7.4	-	-	-	-	-	-	-	-	-
2,6-Dinitrotoluene	-	1.5	-	-	-	-	-	-	-	-	-
2-Chloronaphthalene	-	93000	< 0.20	< 0.39	< 0.21	< 0.39	< 0.42	< 0.21	< 0.18	< 0.19	< 0.21
2-Chlorophenol	-	5800	-	-	-	-	-	-	-	-	-
2-Methylnaphthalene	-	3000	< 0.24	< 0.47	< 0.25	< 0.46	< 0.50	< 0.26	< 0.22	< 0.23	< 0.25
2-Methylphenol	-	41000	-	-	-	-	-	-	-	-	-
2-Nitroaniline	-	8000	-	-	-	-	-	-	-	-	-
2-Nitrophenol	-	-	-	-	-	-	-	-	-	-	-
3&4-Methylphenol	-	-	-	-	-	-	-	-	-	-	-
3,3'-Dichlorobenzidine	-	5.1	-	-	-	-	-	-	-	-	-
3-Nitroaniline	-	-	-	-	-	-	-	-	-	-	-
4,6-Dinitro-2-methylphenol	-	66	-	-	-	-	-	-	-	-	-
4-Bromophenyl phenyl ether	-	-	-	-	-	-	-	-	-	-	-
4-Chloro-3-methylphenol	-	82000	-	-	-	-	-	-	-	-	-
4-Chloroaniline	-	12	-	-	-	-	-	-	-	-	-
4-Chlorophenyl phenyl ether	-	-	-	-	-	-	-	-	-	-	-
4-Nitroaniline	-	120	-	-	-	-	-	-	-	-	-
4-Nitrophenol	-	-	-	-	-	-	-	-	-	-	-
Acenaphthene	-	45000	0.10 J	< 0.31	< 0.17	< 0.31	0.15 J	< 0.17	0.055 J	< 0.16	< 0.16
Acenaphthylene	-	-	0.19	0.12 J	< 0.17	0.66	0.32 J	< 0.17	0.17	< 0.16	< 0.16
Aniline	-	410	-	-	-	-	-	-	-	-	-
Anthracene	-	230000	0.31	0.11 J	< 0.13	0.51	0.51	< 0.13	0.34	0.055 J	< 0.12
Benzo(a)anthracene	-	2.9	1.1	0.66	0.088 J	2.6	1.9	< 0.13	2.2	0.2	< 0.12
Benzo(a)pyrene	-	0.29	1.1	0.67	0.082 J	2.7	2.2	< 0.17	2.1	0.15 J	< 0.16
Benzo(b)fluoranthene	-	2.9	1.4	0.97	0.10 J	3.6	3.3	< 0.13	2.8	0.18	< 0.12
Benzo(g,h,i)perylene	-	-	0.72	0.42	0.044 J	1.7	1.6	< 0.17	1.4	0.081 J	< 0.16
Benzo(k)fluoranthene	-	29	0.56	0.4	< 0.13	1.4	0.96	< 0.13	0.93	0.079 J	< 0.12
Benzoic acid	-	3.30E+06	-	-	-	-	-	-	-	-	-
Benzyl Alcohol	-	82000	-	-	-	-	-	-	-	-	-
bis(2-Chloroethoxy)methane	-	2500	-	-	-	-	-	-	-	-	-
bis(2-Chloroethyl)ether	-	1	-	-	-	-	-	-	-	-	-
bis(2-Ethylhexyl)phthalate	-	160	-	-	-	-	-	-	-	-	-
Butyl benzylphthalate	-	1200	-	-	-	-	-	-	-	-	-

TABLE 1
 SUMMARY OF SOIL SAMPLE ANALYTICAL RESULTS AND EXCEEDANCES - SVOCs AND TPH
 BUZZARD POINT DC UNITED SOCCER STADIUM DEVELOPMENT
 WASHINGTON, D.C.

Location	DC Tier 0 Soil Standards ¹	EPA Regional Screening Level for Industrial Soil ²	DP-021 07/07/2015 DP-021-SO-010-02 Duplicate 0.5 - 1	DP-021 07/07/2015 DP-021-SO-050-01 Primary 4.5 - 5	DP-021 07/07/2015 DP-021-SO-100-01 Primary 9.5 - 10	DP-022 07/07/2015 DP-022-SO-010-01 Primary 0.5 - 1	DP-022 07/07/2015 DP-022-SO-050-01 Primary 4.5 - 5	DP-022 07/07/2015 DP-022-SO-100-01 Primary 9.5 - 10	DP-023 07/08/2015 DP-023-SO-010-01 Primary 0.5 - 1	DP-023 07/08/2015 DP-023-SO-050-01 Primary 4.5 - 5	DP-023 07/08/2015 DP-023-SO-100-01 Primary 9.5 - 10
Chrysene	-	290	1.1	0.76	0.087 J	2.7	2.6	< 0.13	1.8	0.18	< 0.12
Dibenz(a,h)anthracene	-	0.29	0.18	0.11 J	< 0.13	0.42	0.33	< 0.13	0.36	< 0.12	< 0.12
Dibenzofuran	-	1000	-	-	-	-	-	-	-	-	-
Diethyl phthalate	-	660000	-	-	-	-	-	-	-	-	-
Dimethyl phthalate	-	-	-	-	-	-	-	-	-	-	-
Di-n-butylphthalate	-	82000	-	-	-	-	-	-	-	-	-
Di-n-octyl phthalate	-	8200	-	-	-	-	-	-	-	-	-
Fluoranthene	-	30000	1.7	1.1	0.15	3.8	5	< 0.13	3.6	0.34	< 0.12
Fluorene	-	30000	0.10 J	< 0.39	< 0.21	< 0.39	0.18 J	< 0.21	< 0.18	< 0.19	< 0.21
Hexachlorobenzene	-	1.4	-	-	-	-	-	-	-	-	-
Hexachlorobutadiene	-	30	-	-	-	-	-	-	-	-	-
Hexachlorocyclopentadiene	-	4900	-	-	-	-	-	-	-	-	-
Hexachloroethane	-	58	-	-	-	-	-	-	-	-	-
Indeno(1,2,3-cd)pyrene	-	2.9	0.76	0.47	0.051 J	1.9	1.7	< 0.17	1.6	0.099 J	< 0.16
Isophorone	-	2400	-	-	-	-	-	-	-	-	-
Naphthalene	-	17	0.084 J	< 0.39	< 0.21	0.15 J	0.33 J	< 0.21	< 0.18	< 0.19	< 0.21
Nitrobenzene	-	22	-	-	-	-	-	-	-	-	-
N-Nitrosodimethylamine	-	0.045	-	-	-	-	-	-	-	-	-
N-Nitrosodi-n-propylamine	-	0.33	-	-	-	-	-	-	-	-	-
N-Nitrosodiphenylamine	-	470	-	-	-	-	-	-	-	-	-
Pentachlorophenol	-	4	-	-	-	-	-	-	-	-	-
Phenanthrene	-	-	1.2	0.46	0.083 J	1.5	3.4	< 0.13	1.2	0.18	< 0.12
Phenol	-	250000	-	-	-	-	-	-	-	-	-
Pyrene	-	23000	1.6	0.98	0.13	3.4	4.3	< 0.13	3.4	0.3	< 0.12
Total Petroleum Hydrocarbons (mg/kg)											
Gasoline Range Organics (C6-C10)	100	-	< 3.0	< 2.7	< 2.8	1.9 J	< 2.9	< 3.1	< 2.6	< 2.8	< 3.0
Total Petroleum Hydrocarbons (C10-C28) DRO	100	-	-	-	-	-	-	-	-	-	-
Total Petroleum Hydrocarbons (C9-C44) DRO	100	-	381	84.3	33.2 J	581	276	19.8 J	475	29.7 J	5.4 J
Total Petroleum Hydrocarbons (C28-C40)	-	-	-	-	-	-	-	-	-	-	-

NOTES

- Bold where detected; highlighted where exceeds
- Results reported in mg/kg
- mg/kg = milligrams per kilogram
- ft bgs = feet below ground surface
- = screening level not available/sample not analyzed
- < = not detected at the indicated reporting limit
- J = estimated value
- SVOCs = semi-volatile organic compounds
- TPH = total petroleum hydrocarbons
- 1. DC Tier 0 Standards from the Tier 0 Standard Final Rulemaking published at 40 DCR 7835, 7892 (November 12, 1993); as amended by Final Rulemaking published at 46 DCR 7699 (October 1, 1999)
- 2. United States Environmental Protection Agency (EPA) Regional Screening Level (RSL) Summary Table (January 2015)

TABLE 1
 SUMMARY OF SOIL SAMPLE ANALYTICAL RESULTS AND EXCEEDANCES - SVOCs AND TPH
 BUZZARD POINT DC UNITED SOCCER STADIUM DEVELOPMENT
 WASHINGTON, D.C.

Location	DC Tier 0 Soil Standards ¹	EPA Regional Screening Level for Industrial Soil ²	DP-024 07/07/2015 DP-024-SO-010-01 Primary 0.5 - 1	DP-024 07/07/2015 DP-024-SO-050-01 Primary 4.5 - 5	DP-024 07/08/2015 DP-024-SO-100-01 Primary 9.5 - 10	DP-024 07/08/2015 DP-024-SO-100-02 Duplicate 9.5 - 10	DP-025 07/07/2015 DP-025-SO-010-01 Primary 0.5 - 1	DP-025 07/07/2015 DP-025-SO-050-01 Primary 4.5 - 5	DP-025 07/07/2015 DP-025-SO-100-01 Primary 9.5 - 10	DP-026 07/07/2015 DP-026-SO-010-01 Primary 0.5 - 1	DP-026 07/07/2015 DP-026-SO-050-01 Primary 4.5 - 5
Semi-Volatile Organic Compounds (mg/kg)											
1,2,4-Trichlorobenzene	-	110	-	-	-	-	-	-	-	-	-
1,2-Dichlorobenzene	-	9300	-	-	-	-	-	-	-	-	-
1,3-Dichlorobenzene	-	-	-	-	-	-	-	-	-	-	-
1,4-Dichlorobenzene	-	11	-	-	-	-	-	-	-	-	-
1-Methylnaphthalene	-	73	-	-	-	-	-	-	-	-	-
2,2'-oxybis(1-Chloropropane)	-	22	-	-	-	-	-	-	-	-	-
2,4,5-Trichlorophenol	-	82000	-	-	-	-	-	-	-	-	-
2,4,6-Trichlorophenol	-	210	-	-	-	-	-	-	-	-	-
2,4-Dichlorophenol	-	2500	-	-	-	-	-	-	-	-	-
2,4-Dimethylphenol	-	16000	-	-	-	-	-	-	-	-	-
2,4-Dinitrophenol	-	1600	-	-	-	-	-	-	-	-	-
2,4-Dinitrotoluene	-	7.4	-	-	-	-	-	-	-	-	-
2,6-Dinitrotoluene	-	1.5	-	-	-	-	-	-	-	-	-
2-Chloronaphthalene	-	93000	< 0.19	< 0.97	< 0.21	< 0.20	< 0.37	< 1.2	< 0.20	< 0.92	< 1.1
2-Chlorophenol	-	5800	-	-	-	-	-	-	-	-	-
2-Methylnaphthalene	-	3000	0.11 J	< 1.2	< 0.25	< 0.24	< 0.45	2.8	< 0.24	< 1.1	0.48 J
2-Methylphenol	-	41000	-	-	-	-	-	-	-	-	-
2-Nitroaniline	-	8000	-	-	-	-	-	-	-	-	-
2-Nitrophenol	-	-	-	-	-	-	-	-	-	-	-
3&4-Methylphenol	-	-	-	-	-	-	-	-	-	-	-
3,3'-Dichlorobenzidine	-	5.1	-	-	-	-	-	-	-	-	-
3-Nitroaniline	-	-	-	-	-	-	-	-	-	-	-
4,6-Dinitro-2-methylphenol	-	66	-	-	-	-	-	-	-	-	-
4-Bromophenyl phenyl ether	-	-	-	-	-	-	-	-	-	-	-
4-Chloro-3-methylphenol	-	82000	-	-	-	-	-	-	-	-	-
4-Chloroaniline	-	12	-	-	-	-	-	-	-	-	-
4-Chlorophenyl phenyl ether	-	-	-	-	-	-	-	-	-	-	-
4-Nitroaniline	-	120	-	-	-	-	-	-	-	-	-
4-Nitrophenol	-	-	-	-	-	-	-	-	-	-	-
Acenaphthene	-	45000	0.057 J	0.22 J	< 0.16	< 0.16	< 0.30	0.53 J	< 0.16	< 0.74	0.64 J
Acenaphthylene	-	-	0.2	0.23 J	< 0.16	< 0.16	< 0.30	7.9	< 0.16	0.31 J	< 0.85
Aniline	-	410	-	-	-	-	-	-	-	-	-
Anthracene	-	230000	0.24	0.98	< 0.12	< 0.12	0.13 J	2.3	< 0.12	0.93	1.8
Benzo(a)anthracene	-	2.9	0.92	2.8	< 0.12	< 0.12	0.54	12	< 0.12	3.8	3.9
Benzo(a)pyrene	-	0.29	0.99	2.5	< 0.16	< 0.16	0.5	13	< 0.16	3.3	3.1
Benzo(b)fluoranthene	-	2.9	1.2	3	< 0.12	< 0.12	0.65	16	< 0.12	4.2	3.8
Benzo(g,h,i)perylene	-	-	0.6	1.5	< 0.16	< 0.16	0.31	6.8	< 0.16	2.1	2
Benzo(k)fluoranthene	-	29	0.48	1.3	< 0.12	< 0.12	0.26	11	< 0.12	1.7	1.6
Benzoic acid	-	3.30E+06	-	-	-	-	-	-	-	-	-
Benzyl Alcohol	-	82000	-	-	-	-	-	-	-	-	-
bis(2-Chloroethoxy)methane	-	2500	-	-	-	-	-	-	-	-	-
bis(2-Chloroethyl)ether	-	1	-	-	-	-	-	-	-	-	-
bis(2-Ethylhexyl)phthalate	-	160	-	-	-	-	-	-	-	-	-
Butyl benzylphthalate	-	1200	-	-	-	-	-	-	-	-	-

TABLE 1
 SUMMARY OF SOIL SAMPLE ANALYTICAL RESULTS AND EXCEEDANCES - SVOCs AND TPH
 BUZZARD POINT DC UNITED SOCCER STADIUM DEVELOPMENT
 WASHINGTON, D.C.

Location	DC Tier 0 Soil Standards ¹	EPA Regional Screening Level for Industrial Soil ²	DP-024 07/07/2015 DP-024-SO-010-01 Primary 0.5 - 1	DP-024 07/07/2015 DP-024-SO-050-01 Primary 4.5 - 5	DP-024 07/08/2015 DP-024-SO-100-01 Primary 9.5 - 10	DP-024 07/08/2015 DP-024-SO-100-02 Duplicate 9.5 - 10	DP-025 07/07/2015 DP-025-SO-010-01 Primary 0.5 - 1	DP-025 07/07/2015 DP-025-SO-050-01 Primary 4.5 - 5	DP-025 07/07/2015 DP-025-SO-100-01 Primary 9.5 - 10	DP-026 07/07/2015 DP-026-SO-010-01 Primary 0.5 - 1	DP-026 07/07/2015 DP-026-SO-050-01 Primary 4.5 - 5
Chrysene	-	290	1.1	2.6	< 0.12	< 0.12	0.54	22	< 0.12	3.3	3.9
Dibenz(a,h)anthracene	-	0.29	0.16	0.47 J	< 0.12	< 0.12	0.088 J	1.6	< 0.12	0.6	0.52 J
Dibenzofuran	-	1000	-	-	-	-	-	-	-	-	-
Diethyl phthalate	-	660000	-	-	-	-	-	-	-	-	-
Dimethyl phthalate	-	-	-	-	-	-	-	-	-	-	-
Di-n-butylphthalate	-	82000	-	-	-	-	-	-	-	-	-
Di-n-octyl phthalate	-	8200	-	-	-	-	-	-	-	-	-
Fluoranthene	-	30000	1.8	5.6	0.054 J	< 0.12	0.88	46	< 0.12	8	9
Fluorene	-	30000	0.079 J	0.32 J	< 0.21	< 0.20	< 0.37	1.9	< 0.20	< 0.92	0.67 J
Hexachlorobenzene	-	1.4	-	-	-	-	-	-	-	-	-
Hexachlorobutadiene	-	30	-	-	-	-	-	-	-	-	-
Hexachlorocyclopentadiene	-	4900	-	-	-	-	-	-	-	-	-
Hexachloroethane	-	58	-	-	-	-	-	-	-	-	-
Indeno(1,2,3-cd)pyrene	-	2.9	0.68	1.8	< 0.16	< 0.16	0.33	7.9	< 0.16	2.5	2.1
Isophorone	-	2400	-	-	-	-	-	-	-	-	-
Naphthalene	-	17	0.096 J	< 0.97	< 0.21	< 0.20	< 0.37	3.8	< 0.20	< 0.92	0.48 J
Nitrobenzene	-	22	-	-	-	-	-	-	-	-	-
N-Nitrosodimethylamine	-	0.045	-	-	-	-	-	-	-	-	-
N-Nitrosodi-n-propylamine	-	0.33	-	-	-	-	-	-	-	-	-
N-Nitrosodiphenylamine	-	470	-	-	-	-	-	-	-	-	-
Pentachlorophenol	-	4	-	-	-	-	-	-	-	-	-
Phenanthrene	-	-	1.2	3.6	< 0.12	< 0.12	0.41	63	< 0.12	3.8	7.8
Phenol	-	250000	-	-	-	-	-	-	-	-	-
Pyrene	-	23000	1.6	4.7	0.046 J	< 0.12	0.76	42	< 0.12	6.8	7.6
Total Petroleum Hydrocarbons (mg/kg)											
Gasoline Range Organics (C6-C10)	100	-	< 2.7	2.8	2.9 J	< 3.1	< 2.5	5.5	6.9	< 2.6	< 3.2
Total Petroleum Hydrocarbons (C10-C28) DRO	100	-	-	-	-	-	-	-	-	-	-
Total Petroleum Hydrocarbons (C9-C44) DRO	100	-	473	461	34.6 J	26.5 J	312	13,200	317	734	383
Total Petroleum Hydrocarbons (C28-C40)	-	-	-	-	-	-	-	-	-	-	-

NOTES

- Bold where detected; highlighted where exceeds
- Results reported in mg/kg
- mg/kg = milligrams per kilogram
- ft bgs = feet below ground surface
- = screening level not available/sample not analyzed
- < = not detected at the indicated reporting limit
- J = estimated value
- SVOCs = semi-volatile organic compounds
- TPH = total petroleum hydrocarbons
- 1. DC Tier 0 Standards from the Tier 0 Standard Final Rulemaking published at 40 DCR 7835, 7892 (November 12, 1993); as amended by Final Rulemaking published at 46 DCR 7699 (October 1, 1999)
- 2. United States Environmental Protection Agency (EPA) Regional Screening Level (RSL) Summary Table (January 2015)

TABLE 1
 SUMMARY OF SOIL SAMPLE ANALYTICAL RESULTS AND EXCEEDANCES - SVOCs AND TPH
 BUZZARD POINT DC UNITED SOCCER STADIUM DEVELOPMENT
 WASHINGTON, D.C.

Location	DC Tier 0 Soil Standards ¹	EPA Regional Screening Level for Industrial Soil ²	DP-026 07/07/2015 DP-026-SO-100-01 Primary 9.5 - 10	DP-027 07/08/2015 DP-027-SO-010-01 Primary 0.5 - 1	DP-027 07/08/2015 DP-027-SO-080-01 Primary 7.5 - 8	DP-028 07/08/2015 DP-028-SO-010-01 Primary 0.5 - 1	DP-028 07/08/2015 DP-028-SO-010-02 Duplicate 0.5 - 1	DP-028 07/08/2015 DP-028-SO-095-01 Primary 9 - 9.5	DP-028 07/08/2015 DP-028-SO-110-01 Primary 9.5 - 10	DP-029 07/08/2015 DP-029-SO-010-01 Primary 0.5 - 1	DP-029 07/08/2015 DP-029-SO-090-01 Primary 8.5 - 9
Semi-Volatile Organic Compounds (mg/kg)											
1,2,4-Trichlorobenzene	-	110	-	-	-	-	-	-	-	-	-
1,2-Dichlorobenzene	-	9300	-	-	-	-	-	-	-	-	-
1,3-Dichlorobenzene	-	-	-	-	-	-	-	-	-	-	-
1,4-Dichlorobenzene	-	11	-	-	-	-	-	-	-	-	-
1-Methylnaphthalene	-	73	-	-	-	-	-	-	-	-	-
2,2'-oxybis(1-Chloropropane)	-	22	-	-	-	-	-	-	-	-	-
2,4,5-Trichlorophenol	-	82000	-	-	-	-	-	-	-	-	-
2,4,6-Trichlorophenol	-	210	-	-	-	-	-	-	-	-	-
2,4-Dichlorophenol	-	2500	-	-	-	-	-	-	-	-	-
2,4-Dimethylphenol	-	16000	-	-	-	-	-	-	-	-	-
2,4-Dinitrophenol	-	1600	-	-	-	-	-	-	-	-	-
2,4-Dinitrotoluene	-	7.4	-	-	-	-	-	-	-	-	-
2,6-Dinitrotoluene	-	1.5	-	-	-	-	-	-	-	-	-
2-Chloronaphthalene	-	93000	< 0.50	< 0.18	< 0.24	< 0.19	< 0.19	< 1.1	< 0.21	< 0.19	< 0.21
2-Chlorophenol	-	5800	-	-	-	-	-	-	-	-	-
2-Methylnaphthalene	-	3000	< 0.60	< 0.22	0.081 J	< 0.23	0.15 J	< 1.3	< 0.26	< 0.23	0.095 J
2-Methylphenol	-	41000	-	-	-	-	-	-	-	-	-
2-Nitroaniline	-	8000	-	-	-	-	-	-	-	-	-
2-Nitrophenol	-	-	-	-	-	-	-	-	-	-	-
3&4-Methylphenol	-	-	-	-	-	-	-	-	-	-	-
3,3'-Dichlorobenzidine	-	5.1	-	-	-	-	-	-	-	-	-
3-Nitroaniline	-	-	-	-	-	-	-	-	-	-	-
4,6-Dinitro-2-methylphenol	-	66	-	-	-	-	-	-	-	-	-
4-Bromophenyl phenyl ether	-	-	-	-	-	-	-	-	-	-	-
4-Chloro-3-methylphenol	-	82000	-	-	-	-	-	-	-	-	-
4-Chloroaniline	-	12	-	-	-	-	-	-	-	-	-
4-Chlorophenyl phenyl ether	-	-	-	-	-	-	-	-	-	-	-
4-Nitroaniline	-	120	-	-	-	-	-	-	-	-	-
4-Nitrophenol	-	-	-	-	-	-	-	-	-	-	-
Acenaphthene	-	45000	< 0.40	< 0.14	0.2	< 0.15	0.45	< 0.90	< 0.17	0.10 J	0.21
Acenaphthylene	-	-	< 0.40	< 0.14	0.050 J	< 0.15	0.047 J	< 0.90	< 0.17	0.089 J	0.34
Aniline	-	410	-	-	-	-	-	-	-	-	-
Anthracene	-	230000	0.19 J	0.089 J	0.43	0.082 J	1.1	< 0.67	< 0.13	0.41	0.77
Benzo(a)anthracene	-	2.9	0.58	0.43	0.74	0.4	3	< 0.67	< 0.13	2.6	2.3
Benzo(a)pyrene	-	0.29	0.55	0.38	0.53	0.37	2.6	< 0.90	< 0.17	2.5	1.9
Benzo(b)fluoranthene	-	2.9	0.66	0.48	0.65	0.45	3.3	< 0.67	< 0.13	3.4	2.4
Benzo(g,h,i)perylene	-	-	0.4	0.23	0.3	0.23	1.6	< 0.90	< 0.17	1.5	1.1
Benzo(k)fluoranthene	-	29	0.21 J	0.17	0.25	0.19	1.1	< 0.67	< 0.13	1.1	0.92
Benzoic acid	-	3.30E+06	-	-	-	-	-	-	-	-	-
Benzyl Alcohol	-	82000	-	-	-	-	-	-	-	-	-
bis(2-Chloroethoxy)methane	-	2500	-	-	-	-	-	-	-	-	-
bis(2-Chloroethyl)ether	-	1	-	-	-	-	-	-	-	-	-
bis(2-Ethylhexyl)phthalate	-	160	-	-	-	-	-	-	-	-	-
Butyl benzylphthalate	-	1200	-	-	-	-	-	-	-	-	-

TABLE 1
 SUMMARY OF SOIL SAMPLE ANALYTICAL RESULTS AND EXCEEDANCES - SVOCs AND TPH
 BUZZARD POINT DC UNITED SOCCER STADIUM DEVELOPMENT
 WASHINGTON, D.C.

Location	DC Tier 0 Soil Standards ¹	EPA Regional Screening Level for Industrial Soil ²	DP-026 07/07/2015 DP-026-SO-100-01 Primary 9.5 - 10	DP-027 07/08/2015 DP-027-SO-010-01 Primary 0.5 - 1	DP-027 07/08/2015 DP-027-SO-080-01 Primary 7.5 - 8	DP-028 07/08/2015 DP-028-SO-010-01 Primary 0.5 - 1	DP-028 07/08/2015 DP-028-SO-010-02 Duplicate 0.5 - 1	DP-028 07/08/2015 DP-028-SO-095-01 Primary 9 - 9.5	DP-028 07/08/2015 DP-028-SO-110-01 Primary 9.5 - 10	DP-029 07/08/2015 DP-029-SO-010-01 Primary 0.5 - 1	DP-029 07/08/2015 DP-029-SO-090-01 Primary 8.5 - 9
Chrysene	-	290	0.57	0.39	0.7	0.4	3	0.22 J	< 0.13	2.4	2.2
Dibenz(a,h)anthracene	-	0.29	0.13 J	0.060 J	< 0.14	0.066 J	0.4	< 0.67	< 0.13	0.44	0.32
Dibenzofuran	-	1000	-	-	-	-	-	-	-	-	-
Diethyl phthalate	-	660000	-	-	-	-	-	-	-	-	-
Dimethyl phthalate	-	-	-	-	-	-	-	-	-	-	-
Di-n-butylphthalate	-	82000	-	-	-	-	-	-	-	-	-
Di-n-octyl phthalate	-	8200	-	-	-	-	-	-	-	-	-
Fluoranthene	-	30000	1.5	0.83	1.9	0.72	6.2	0.38 J	< 0.13	4.8	5.7
Fluorene	-	30000	< 0.50	< 0.18	0.25	< 0.19	0.35	< 1.1	< 0.21	0.078 J	0.38
Hexachlorobenzene	-	1.4	-	-	-	-	-	-	-	-	-
Hexachlorobutadiene	-	30	-	-	-	-	-	-	-	-	-
Hexachlorocyclopentadiene	-	4900	-	-	-	-	-	-	-	-	-
Hexachloroethane	-	58	-	-	-	-	-	-	-	-	-
Indeno(1,2,3-cd)pyrene	-	2.9	0.37 J	0.27	0.32	0.26	1.7	< 0.90	< 0.17	1.7	1.2
Isophorone	-	2400	-	-	-	-	-	-	-	-	-
Naphthalene	-	17	< 0.50	< 0.18	0.49	< 0.19	0.24	< 1.1	< 0.21	< 0.19	0.13 J
Nitrobenzene	-	22	-	-	-	-	-	-	-	-	-
N-Nitrosodimethylamine	-	0.045	-	-	-	-	-	-	-	-	-
N-Nitrosodi-n-propylamine	-	0.33	-	-	-	-	-	-	-	-	-
N-Nitrosodiphenylamine	-	470	-	-	-	-	-	-	-	-	-
Pentachlorophenol	-	4	-	-	-	-	-	-	-	-	-
Phenanthrene	-	-	0.64	0.3	1.7	0.31	5.2	0.29 J	< 0.13	1.2	3.4
Phenol	-	250000	-	-	-	-	-	-	-	-	-
Pyrene	-	23000	1.2	0.75	1.5	0.66	7.3	0.36 J	< 0.13	4.8	4.6
Total Petroleum Hydrocarbons (mg/kg)											
Gasoline Range Organics (C6-C10)	100	-	3.9	< 2.7	3.1 J	< 2.7	< 2.8	3.1 J	2.3 J	< 2.9	< 2.9
Total Petroleum Hydrocarbons (C10-C28) DRO	100	-	-	-	-	-	-	-	-	-	-
Total Petroleum Hydrocarbons (C9-C44) DRO	100	-	38,900	240	14,500	144	330	54,000	95.2	988	4,300
Total Petroleum Hydrocarbons (C28-C40)	-	-	-	-	-	-	-	-	-	-	-

NOTES

- Bold where detected; highlighted where exceeds
- Results reported in mg/kg
- mg/kg = milligrams per kilogram
- ft bgs = feet below ground surface
- = screening level not available/sample not analyzed
- < = not detected at the indicated reporting limit
- J = estimated value
- SVOCs = semi-volatile organic compounds
- TPH = total petroleum hydrocarbons
- 1. DC Tier 0 Standards from the Tier 0 Standard Final Rulemaking published at 40 DCR 7835, 7892 (November 12, 1993); as amended by Final Rulemaking published at 46 DCR 7699 (October 1, 1999)
- 2. United States Environmental Protection Agency (EPA) Regional Screening Level (RSL) Summary Table (January 2015)

TABLE 1
 SUMMARY OF SOIL SAMPLE ANALYTICAL RESULTS AND EXCEEDANCES - SVOCs AND TPH
 BUZZARD POINT DC UNITED SOCCER STADIUM DEVELOPMENT
 WASHINGTON, D.C.

Location	DC Tier 0 Soil Standards ¹	EPA Regional Screening Level for Industrial Soil ²	DP-030 07/08/2015 DP-030-SO-010-01 Primary 0.5 - 1	DP-030 07/08/2015 DP-030-SO-100-01 Primary 9.5 - 10	DP-031 07/08/2015 DP-031-SO-010-01 Primary 0.5 - 1	DP-031 07/08/2015 DP-031-SO-100-01 Primary 9.5 - 10	DP-031 07/08/2015 DP-031-SO-110-01 Primary 9.5 - 10	DP-031 07/08/2015 DP-031-SO-110-02 Duplicate 9.5 - 10	DP-032 07/08/2015 DP-032-SO-010-01 Primary 0.5 - 1	DP-032 07/08/2015 DP-032-SO-110-01 Primary 9.5 - 10	DP-033 07/09/2015 DP-033-SO-010-01 Primary 0.5 - 1
Semi-Volatile Organic Compounds (mg/kg)											
1,2,4-Trichlorobenzene	-	110	-	-	-	-	-	-	-	-	-
1,2-Dichlorobenzene	-	9300	-	-	-	-	-	-	-	-	-
1,3-Dichlorobenzene	-	-	-	-	-	-	-	-	-	-	-
1,4-Dichlorobenzene	-	11	-	-	-	-	-	-	-	-	-
1-Methylnaphthalene	-	73	-	-	-	-	-	-	-	-	-
2,2'-oxybis(1-Chloropropane)	-	22	-	-	-	-	-	-	-	-	-
2,4,5-Trichlorophenol	-	82000	-	-	-	-	-	-	-	-	-
2,4,6-Trichlorophenol	-	210	-	-	-	-	-	-	-	-	-
2,4-Dichlorophenol	-	2500	-	-	-	-	-	-	-	-	-
2,4-Dimethylphenol	-	16000	-	-	-	-	-	-	-	-	-
2,4-Dinitrophenol	-	1600	-	-	-	-	-	-	-	-	-
2,4-Dinitrotoluene	-	7.4	-	-	-	-	-	-	-	-	-
2,6-Dinitrotoluene	-	1.5	-	-	-	-	-	-	-	-	-
2-Chloronaphthalene	-	93000	< 0.19	< 1.1	< 0.97	< 0.26	< 0.20	< 0.20	< 0.18	< 0.21	< 0.38
2-Chlorophenol	-	5800	-	-	-	-	-	-	-	-	-
2-Methylnaphthalene	-	3000	< 0.22	< 1.3	< 1.2	< 0.31	< 0.24	< 0.24	< 0.22	< 0.25	1.9
2-Methylphenol	-	41000	-	-	-	-	-	-	-	-	-
2-Nitroaniline	-	8000	-	-	-	-	-	-	-	-	-
2-Nitrophenol	-	-	-	-	-	-	-	-	-	-	-
3&4-Methylphenol	-	-	-	-	-	-	-	-	-	-	-
3,3'-Dichlorobenzidine	-	5.1	-	-	-	-	-	-	-	-	-
3-Nitroaniline	-	-	-	-	-	-	-	-	-	-	-
4,6-Dinitro-2-methylphenol	-	66	-	-	-	-	-	-	-	-	-
4-Bromophenyl phenyl ether	-	-	-	-	-	-	-	-	-	-	-
4-Chloro-3-methylphenol	-	82000	-	-	-	-	-	-	-	-	-
4-Chloroaniline	-	12	-	-	-	-	-	-	-	-	-
4-Chlorophenyl phenyl ether	-	-	-	-	-	-	-	-	-	-	-
4-Nitroaniline	-	120	-	-	-	-	-	-	-	-	-
4-Nitrophenol	-	-	-	-	-	-	-	-	-	-	-
Acenaphthene	-	45000	< 0.15	< 0.86	0.64 J	< 0.21	< 0.16	< 0.16	< 0.15	< 0.16	1
Acenaphthylene	-	-	< 0.15	< 0.86	< 0.78	< 0.21	< 0.16	< 0.16	< 0.15	< 0.16	< 0.30
Aniline	-	410	-	-	-	-	-	-	-	-	-
Anthracene	-	230000	0.094 J	< 0.64	1.5	< 0.16	< 0.12	< 0.12	0.062 J	< 0.12	1.8
Benzo(a)anthracene	-	2.9	0.43	< 0.64	4.7	< 0.16	< 0.12	< 0.12	0.32	< 0.12	1.2
Benzo(a)pyrene	-	0.29	0.41	< 0.86	4.2	< 0.21	< 0.16	< 0.16	0.28	< 0.16	0.87
Benzo(b)fluoranthene	-	2.9	0.52	< 0.64	5.3	< 0.16	< 0.12	< 0.12	0.38	< 0.12	1
Benzo(g,h,i)perylene	-	-	0.25	< 0.86	2.5	< 0.21	< 0.16	< 0.16	0.17	< 0.16	0.43
Benzo(k)fluoranthene	-	29	0.18	< 0.64	2.2	< 0.16	< 0.12	< 0.12	0.14	< 0.12	0.43
Benzoic acid	-	3.30E+06	-	-	-	-	-	-	-	-	-
Benzyl Alcohol	-	82000	-	-	-	-	-	-	-	-	-
bis(2-Chloroethoxy)methane	-	2500	-	-	-	-	-	-	-	-	-
bis(2-Chloroethyl)ether	-	1	-	-	-	-	-	-	-	-	-
bis(2-Ethylhexyl)phthalate	-	160	-	-	-	-	-	-	-	-	-
Butyl benzylphthalate	-	1200	-	-	-	-	-	-	-	-	-

TABLE 1
 SUMMARY OF SOIL SAMPLE ANALYTICAL RESULTS AND EXCEEDANCES - SVOCs AND TPH
 BUZZARD POINT DC UNITED SOCCER STADIUM DEVELOPMENT
 WASHINGTON, D.C.

Location	DC Tier 0 Soil Standards ¹	EPA Regional Screening Level for Industrial Soil ²	DP-030 07/08/2015 DP-030-SO-010-01 Primary 0.5 - 1	DP-030 07/08/2015 DP-030-SO-100-01 Primary 9.5 - 10	DP-031 07/08/2015 DP-031-SO-010-01 Primary 0.5 - 1	DP-031 07/08/2015 DP-031-SO-100-01 Primary 9.5 - 10	DP-031 07/08/2015 DP-031-SO-110-01 Primary 9.5 - 10	DP-031 07/08/2015 DP-031-SO-110-02 Duplicate 9.5 - 10	DP-032 07/08/2015 DP-032-SO-010-01 Primary 0.5 - 1	DP-032 07/08/2015 DP-032-SO-110-01 Primary 9.5 - 10	DP-033 07/09/2015 DP-033-SO-010-01 Primary 0.5 - 1
Chrysene	-	290	0.43	< 0.64	5	< 0.16	< 0.12	< 0.12	0.3	< 0.12	1.1
Dibenz(a,h)anthracene	-	0.29	0.070 J	< 0.64	0.51 J	< 0.16	< 0.12	< 0.12	0.054 J	< 0.12	0.11 J
Dibenzofuran	-	1000	-	-	-	-	-	-	-	-	-
Diethyl phthalate	-	660000	-	-	-	-	-	-	-	-	-
Dimethyl phthalate	-	-	-	-	-	-	-	-	-	-	-
Di-n-butylphthalate	-	82000	-	-	-	-	-	-	-	-	-
Di-n-octyl phthalate	-	8200	-	-	-	-	-	-	-	-	-
Fluoranthene	-	30000	0.83	< 0.64	12	< 0.16	< 0.12	< 0.12	0.54	< 0.12	3.8
Fluorene	-	30000	< 0.19	< 1.1	0.51 J	< 0.26	< 0.20	< 0.20	< 0.18	< 0.21	1.5
Hexachlorobenzene	-	1.4	-	-	-	-	-	-	-	-	-
Hexachlorobutadiene	-	30	-	-	-	-	-	-	-	-	-
Hexachlorocyclopentadiene	-	4900	-	-	-	-	-	-	-	-	-
Hexachloroethane	-	58	-	-	-	-	-	-	-	-	-
Indeno(1,2,3-cd)pyrene	-	2.9	0.29	< 0.86	2.8	< 0.21	< 0.16	< 0.16	0.2	< 0.16	0.51
Isophorone	-	2400	-	-	-	-	-	-	-	-	-
Naphthalene	-	17	< 0.19	< 1.1	0.59 J	< 0.26	< 0.20	< 0.20	< 0.18	< 0.21	0.82
Nitrobenzene	-	22	-	-	-	-	-	-	-	-	-
N-Nitrosodimethylamine	-	0.045	-	-	-	-	-	-	-	-	-
N-Nitrosodi-n-propylamine	-	0.33	-	-	-	-	-	-	-	-	-
N-Nitrosodiphenylamine	-	470	-	-	-	-	-	-	-	-	-
Pentachlorophenol	-	4	-	-	-	-	-	-	-	-	-
Phenanthrene	-	-	0.32	< 0.64	7.6	< 0.16	< 0.12	< 0.12	0.21	< 0.12	5.7
Phenol	-	250000	-	-	-	-	-	-	-	-	-
Pyrene	-	23000	0.74	< 0.64	10	< 0.16	< 0.12	< 0.12	0.46	< 0.12	2.8
Total Petroleum Hydrocarbons (mg/kg)											
Gasoline Range Organics (C6-C10)	100	-	< 2.7	3.5	< 2.8	1.3 J	< 3.0	< 2.9	< 2.7	1.1 J	4.2
Total Petroleum Hydrocarbons (C10-C28) DRO	100	-	-	-	-	-	-	-	-	-	-
Total Petroleum Hydrocarbons (C9-C44) DRO	100	-	22 J	862	94.4	1,110	128	125	256	98.7	3,360
Total Petroleum Hydrocarbons (C28-C40)	-	-	-	-	-	-	-	-	-	-	-

NOTES

- Bold where detected; highlighted where exceeds
- Results reported in mg/kg
- mg/kg = milligrams per kilogram
- ft bgs = feet below ground surface
- = screening level not available/sample not analyzed
- < = not detected at the indicated reporting limit
- J = estimated value
- SVOCs = semi-volatile organic compounds
- TPH = total petroleum hydrocarbons
- 1. DC Tier 0 Standards from the Tier 0 Standard Final Rulemaking published at 40 DCR 7835, 7892 (November 12, 1993); as amended by Final Rulemaking published at 46 DCR 7699 (October 1, 1999)
- 2. United States Environmental Protection Agency (EPA) Regional Screening Level (RSL) Summary Table (January 2015)

TABLE 1

SUMMARY OF SOIL SAMPLE ANALYTICAL RESULTS AND EXCEEDANCES - SVOCs AND TPH
 BUZZARD POINT DC UNITED SOCCER STADIUM DEVELOPMENT
 WASHINGTON, D.C.

Location	DC Tier 0 Soil Standards ¹	EPA Regional Screening Level for Industrial Soil ²	DP-033 07/09/2015 DP-033-SO-010-02 Duplicate 0.5 - 1	DP-033 07/09/2015 DP-033-SO-050-01 Primary 4.5 - 5	DP-033 07/09/2015 DP-033-SO-100-01 Primary 9.5 - 10	DP-034 07/09/2015 DP-034-SO-010-01 Primary 0.5 - 1	DP-034 07/09/2015 DP-034-SO-050-01 Primary 4.5 - 5	DP-034 07/09/2015 DP-034-SO-100-01 Primary 9.5 - 10	DP-035 07/09/2015 DP-035-SO-010-01 Primary 0.5 - 1	DP-035 07/09/2015 DP-035-SO-050-01 Primary 4.5 - 5	DP-035 07/09/2015 DP-035-SO-100-01 Primary 9.5 - 10
Semi-Volatile Organic Compounds (mg/kg)											
1,2,4-Trichlorobenzene	-	110	-	-	-	-	-	-	-	-	-
1,2-Dichlorobenzene	-	9300	-	-	-	-	-	-	-	-	-
1,3-Dichlorobenzene	-	-	-	-	-	-	-	-	-	-	-
1,4-Dichlorobenzene	-	11	-	-	-	-	-	-	-	-	-
1-Methylnaphthalene	-	73	-	-	-	-	-	-	-	-	-
2,2'-oxybis(1-Chloropropane)	-	22	-	-	-	-	-	-	-	-	-
2,4,5-Trichlorophenol	-	82000	-	-	-	-	-	-	-	-	-
2,4,6-Trichlorophenol	-	210	-	-	-	-	-	-	-	-	-
2,4-Dichlorophenol	-	2500	-	-	-	-	-	-	-	-	-
2,4-Dimethylphenol	-	16000	-	-	-	-	-	-	-	-	-
2,4-Dinitrophenol	-	1600	-	-	-	-	-	-	-	-	-
2,4-Dinitrotoluene	-	7.4	-	-	-	-	-	-	-	-	-
2,6-Dinitrotoluene	-	1.5	-	-	-	-	-	-	-	-	-
2-Chloronaphthalene	-	93000	< 0.35	< 0.19	< 0.18	< 0.19	< 0.19	< 0.20	< 0.19	< 0.20	< 0.20
2-Chlorophenol	-	5800	-	-	-	-	-	-	-	-	-
2-Methylnaphthalene	-	3000	2	< 0.23	< 0.22	< 0.23	< 0.23	< 0.24	< 0.23	< 0.24	< 0.24
2-Methylphenol	-	41000	-	-	-	-	-	-	-	-	-
2-Nitroaniline	-	8000	-	-	-	-	-	-	-	-	-
2-Nitrophenol	-	-	-	-	-	-	-	-	-	-	-
3&4-Methylphenol	-	-	-	-	-	-	-	-	-	-	-
3,3'-Dichlorobenzidine	-	5.1	-	-	-	-	-	-	-	-	-
3-Nitroaniline	-	-	-	-	-	-	-	-	-	-	-
4,6-Dinitro-2-methylphenol	-	66	-	-	-	-	-	-	-	-	-
4-Bromophenyl phenyl ether	-	-	-	-	-	-	-	-	-	-	-
4-Chloro-3-methylphenol	-	82000	-	-	-	-	-	-	-	-	-
4-Chloroaniline	-	12	-	-	-	-	-	-	-	-	-
4-Chlorophenyl phenyl ether	-	-	-	-	-	-	-	-	-	-	-
4-Nitroaniline	-	120	-	-	-	-	-	-	-	-	-
4-Nitrophenol	-	-	-	-	-	-	-	-	-	-	-
Acenaphthene	-	45000	1.3	< 0.15	< 0.15	< 0.15	< 0.15	< 0.16	< 0.15	< 0.16	< 0.16
Acenaphthylene	-	-	< 0.28	< 0.15	< 0.15	< 0.15	< 0.15	< 0.16	< 0.15	< 0.16	< 0.16
Aniline	-	410	-	-	-	-	-	-	-	-	-
Anthracene	-	230000	2.2	< 0.12	< 0.11	< 0.11	< 0.11	< 0.12	< 0.11	< 0.12	< 0.12
Benzo(a)anthracene	-	2.9	1.6	< 0.12	< 0.11	< 0.11	< 0.11	< 0.12	< 0.11	< 0.12	< 0.12
Benzo(a)pyrene	-	0.29	1.2	< 0.15	< 0.15	< 0.15	< 0.15	< 0.16	< 0.15	< 0.16	< 0.16
Benzo(b)fluoranthene	-	2.9	1.4	< 0.12	< 0.11	< 0.11	< 0.11	< 0.12	< 0.11	< 0.12	< 0.12
Benzo(g,h,i)perylene	-	-	0.57	< 0.15	< 0.15	< 0.15	< 0.15	< 0.16	< 0.15	< 0.16	< 0.16
Benzo(k)fluoranthene	-	29	0.52	< 0.12	< 0.11	< 0.11	< 0.11	< 0.12	< 0.11	< 0.12	< 0.12
Benzoic acid	-	3.30E+06	-	-	-	-	-	-	-	-	-
Benzyl Alcohol	-	82000	-	-	-	-	-	-	-	-	-
bis(2-Chloroethoxy)methane	-	2500	-	-	-	-	-	-	-	-	-
bis(2-Chloroethyl)ether	-	1	-	-	-	-	-	-	-	-	-
bis(2-Ethylhexyl)phthalate	-	160	-	-	-	-	-	-	-	-	-
Butyl benzylphthalate	-	1200	-	-	-	-	-	-	-	-	-

TABLE 1
 SUMMARY OF SOIL SAMPLE ANALYTICAL RESULTS AND EXCEEDANCES - SVOCs AND TPH
 BUZZARD POINT DC UNITED SOCCER STADIUM DEVELOPMENT
 WASHINGTON, D.C.

Location	DC Tier 0 Soil Standards ¹	EPA Regional Screening Level for Industrial Soil ²	DP-033 07/09/2015 DP-033-SO-010-02 Duplicate 0.5 - 1	DP-033 07/09/2015 DP-033-SO-050-01 Primary 4.5 - 5	DP-033 07/09/2015 DP-033-SO-100-01 Primary 9.5 - 10	DP-034 07/09/2015 DP-034-SO-010-01 Primary 0.5 - 1	DP-034 07/09/2015 DP-034-SO-050-01 Primary 4.5 - 5	DP-034 07/09/2015 DP-034-SO-100-01 Primary 9.5 - 10	DP-035 07/09/2015 DP-035-SO-010-01 Primary 0.5 - 1	DP-035 07/09/2015 DP-035-SO-050-01 Primary 4.5 - 5	DP-035 07/09/2015 DP-035-SO-100-01 Primary 9.5 - 10
Chrysene	-	290	1.4	< 0.12	< 0.11	< 0.11	< 0.11	< 0.12	< 0.11	< 0.12	< 0.12
Dibenz(a,h)anthracene	-	0.29	0.18 J	< 0.12	< 0.11	< 0.11	< 0.11	< 0.12	< 0.11	< 0.12	< 0.12
Dibenzofuran	-	1000	-	-	-	-	-	-	-	-	-
Diethyl phthalate	-	660000	-	-	-	-	-	-	-	-	-
Dimethyl phthalate	-	-	-	-	-	-	-	-	-	-	-
Di-n-butylphthalate	-	82000	-	-	-	-	-	-	-	-	-
Di-n-octyl phthalate	-	8200	-	-	-	-	-	-	-	-	-
Fluoranthene	-	30000	4.8	0.043 J	< 0.11	0.039 J	< 0.11	< 0.12	< 0.11	< 0.12	< 0.12
Fluorene	-	30000	1.7	< 0.19	< 0.18	< 0.19	< 0.19	< 0.20	< 0.19	< 0.20	< 0.20
Hexachlorobenzene	-	1.4	-	-	-	-	-	-	-	-	-
Hexachlorobutadiene	-	30	-	-	-	-	-	-	-	-	-
Hexachlorocyclopentadiene	-	4900	-	-	-	-	-	-	-	-	-
Hexachloroethane	-	58	-	-	-	-	-	-	-	-	-
Indeno(1,2,3-cd)pyrene	-	2.9	0.67	< 0.15	< 0.15	< 0.15	< 0.15	< 0.16	< 0.15	< 0.16	< 0.16
Isophorone	-	2400	-	-	-	-	-	-	-	-	-
Naphthalene	-	17	0.79	< 0.19	< 0.18	< 0.19	< 0.19	< 0.20	< 0.19	< 0.20	< 0.20
Nitrobenzene	-	22	-	-	-	-	-	-	-	-	-
N-Nitrosodimethylamine	-	0.045	-	-	-	-	-	-	-	-	-
N-Nitrosodi-n-propylamine	-	0.33	-	-	-	-	-	-	-	-	-
N-Nitrosodiphenylamine	-	470	-	-	-	-	-	-	-	-	-
Pentachlorophenol	-	4	-	-	-	-	-	-	-	-	-
Phenanthrene	-	-	6.9	< 0.12	< 0.11	< 0.11	< 0.11	< 0.12	< 0.11	< 0.12	< 0.12
Phenol	-	250000	-	-	-	-	-	-	-	-	-
Pyrene	-	23000	3.6	0.038 J	< 0.11	0.042 J	< 0.11	< 0.12	< 0.11	< 0.12	< 0.12
Total Petroleum Hydrocarbons (mg/kg)											
Gasoline Range Organics (C6-C10)	100	-	36	< 2.8	< 2.6	< 2.6	< 2.8	< 3.0	< 2.6	< 3.0	< 3.0
Total Petroleum Hydrocarbons (C10-C28) DRO	100	-	-	-	-	-	-	-	-	-	-
Total Petroleum Hydrocarbons (C9-C44) DRO	100	-	942	< 37.9	21.7 J	15.6 J	12.8 J	7.34 J	25 J	< 40.1	< 38.5
Total Petroleum Hydrocarbons (C28-C40)	-	-	-	-	-	-	-	-	-	-	-

NOTES

- Bold where detected; highlighted where exceeds
- Results reported in mg/kg
- mg/kg = milligrams per kilogram
- ft bgs = feet below ground surface
- = screening level not available/sample not analyzed
- < = not detected at the indicated reporting limit
- J = estimated value
- SVOCs = semi-volatile organic compounds
- TPH = total petroleum hydrocarbons
- 1. DC Tier 0 Standards from the Tier 0 Standard Final Rulemaking published at 40 DCR 7835, 7892 (November 12, 1993); as amended by Final Rulemaking published at 46 DCR 7699 (October 1, 1999)
- 2. United States Environmental Protection Agency (EPA) Regional Screening Level (RSL) Summary Table (January 2015)

TABLE 1
 SUMMARY OF SOIL SAMPLE ANALYTICAL RESULTS AND EXCEEDANCES - SVOCs AND TPH
 BUZZARD POINT DC UNITED SOCCER STADIUM DEVELOPMENT
 WASHINGTON, D.C.

Location	DC Tier 0 Soil Standards ¹	EPA Regional Screening Level for Industrial Soil ²	DP-035 07/09/2015 DP-035-SO-100-02 Duplicate 9.5 - 10	DP-036 07/09/2015 DP-036-SO-010-01 Primary 0.5 - 1	DP-036 07/09/2015 DP-036-SO-050-01 Primary 4.5 - 5	DP-036 07/09/2015 DP-036-SO-100-01 Primary 9.5 - 10	DP-037 07/09/2015 DP-037-SO-010-01 Primary 0.5 - 1	DP-037 07/09/2015 DP-037-SO-050-01 Primary 4.5 - 5	DP-037 07/09/2015 DP-037-SO-100-01 Primary 9.5 - 10	DP-038 07/09/2015 DP-038-SO-010-01 Primary 0.5 - 1	DP-038 07/09/2015 DP-038-SO-050-01 Primary 4.5 - 5
Semi-Volatile Organic Compounds (mg/kg)											
1,2,4-Trichlorobenzene	-	110	-	-	-	-	-	-	-	-	-
1,2-Dichlorobenzene	-	9300	-	-	-	-	-	-	-	-	-
1,3-Dichlorobenzene	-	-	-	-	-	-	-	-	-	-	-
1,4-Dichlorobenzene	-	11	-	-	-	-	-	-	-	-	-
1-Methylnaphthalene	-	73	-	-	-	-	-	-	-	-	-
2,2'-oxybis(1-Chloropropane)	-	22	-	-	-	-	-	-	-	-	-
2,4,5-Trichlorophenol	-	82000	-	-	-	-	-	-	-	-	-
2,4,6-Trichlorophenol	-	210	-	-	-	-	-	-	-	-	-
2,4-Dichlorophenol	-	2500	-	-	-	-	-	-	-	-	-
2,4-Dimethylphenol	-	16000	-	-	-	-	-	-	-	-	-
2,4-Dinitrophenol	-	1600	-	-	-	-	-	-	-	-	-
2,4-Dinitrotoluene	-	7.4	-	-	-	-	-	-	-	-	-
2,6-Dinitrotoluene	-	1.5	-	-	-	-	-	-	-	-	-
2-Chloronaphthalene	-	93000	< 0.19	< 0.19	< 0.19	< 0.20	< 0.19	< 0.19	< 0.19	< 0.19	< 0.18
2-Chlorophenol	-	5800	-	-	-	-	-	-	-	-	-
2-Methylnaphthalene	-	3000	< 0.23	< 0.23	< 0.23	< 0.24	0.10 J	< 0.23	< 0.23	0.079 J	< 0.22
2-Methylphenol	-	41000	-	-	-	-	-	-	-	-	-
2-Nitroaniline	-	8000	-	-	-	-	-	-	-	-	-
2-Nitrophenol	-	-	-	-	-	-	-	-	-	-	-
3&4-Methylphenol	-	-	-	-	-	-	-	-	-	-	-
3,3'-Dichlorobenzidine	-	5.1	-	-	-	-	-	-	-	-	-
3-Nitroaniline	-	-	-	-	-	-	-	-	-	-	-
4,6-Dinitro-2-methylphenol	-	66	-	-	-	-	-	-	-	-	-
4-Bromophenyl phenyl ether	-	-	-	-	-	-	-	-	-	-	-
4-Chloro-3-methylphenol	-	82000	-	-	-	-	-	-	-	-	-
4-Chloroaniline	-	12	-	-	-	-	-	-	-	-	-
4-Chlorophenyl phenyl ether	-	-	-	-	-	-	-	-	-	-	-
4-Nitroaniline	-	120	-	-	-	-	-	-	-	-	-
4-Nitrophenol	-	-	-	-	-	-	-	-	-	-	-
Acenaphthene	-	45000	< 0.15	< 0.15	< 0.15	< 0.16	0.082 J	< 0.15	< 0.15	0.041 J	< 0.15
Acenaphthylene	-	-	< 0.15	< 0.15	< 0.15	< 0.16	< 0.15	< 0.15	< 0.15	< 0.15	< 0.15
Aniline	-	410	-	-	-	-	-	-	-	-	-
Anthracene	-	230000	< 0.12	< 0.11	< 0.12	< 0.12	0.10 J	< 0.11	< 0.11	0.065 J	< 0.11
Benzo(a)anthracene	-	2.9	< 0.12	< 0.11	< 0.12	< 0.12	0.14	< 0.11	< 0.11	0.10 J	< 0.11
Benzo(a)pyrene	-	0.29	< 0.15	< 0.15	< 0.15	< 0.16	0.12 J	< 0.15	< 0.15	0.11 J	< 0.15
Benzo(b)fluoranthene	-	2.9	< 0.12	< 0.11	< 0.12	< 0.12	0.14	< 0.11	< 0.11	0.14	< 0.11
Benzo(g,h,i)perylene	-	-	< 0.15	< 0.15	< 0.15	< 0.16	0.079 J	< 0.15	< 0.15	0.087 J	< 0.15
Benzo(k)fluoranthene	-	29	< 0.12	< 0.11	< 0.12	< 0.12	0.057 J	< 0.11	< 0.11	0.052 J	< 0.11
Benzoic acid	-	3.30E+06	-	-	-	-	-	-	-	-	-
Benzyl Alcohol	-	82000	-	-	-	-	-	-	-	-	-
bis(2-Chloroethoxy)methane	-	2500	-	-	-	-	-	-	-	-	-
bis(2-Chloroethyl)ether	-	1	-	-	-	-	-	-	-	-	-
bis(2-Ethylhexyl)phthalate	-	160	-	-	-	-	-	-	-	-	-
Butyl benzylphthalate	-	1200	-	-	-	-	-	-	-	-	-

TABLE 1
 SUMMARY OF SOIL SAMPLE ANALYTICAL RESULTS AND EXCEEDANCES - SVOCs AND TPH
 BUZZARD POINT DC UNITED SOCCER STADIUM DEVELOPMENT
 WASHINGTON, D.C.

Location Sample Date Sample Name Sample Type Sample Depth Interval (ft bgs)	DC Tier 0 Soil Standards ¹	EPA Regional Screening Level for Industrial Soil ²	DP-035 07/09/2015 DP-035-SO-100-02 Duplicate 9.5 - 10	DP-036 07/09/2015 DP-036-SO-010-01 Primary 0.5 - 1	DP-036 07/09/2015 DP-036-SO-050-01 Primary 4.5 - 5	DP-036 07/09/2015 DP-036-SO-100-01 Primary 9.5 - 10	DP-037 07/09/2015 DP-037-SO-010-01 Primary 0.5 - 1	DP-037 07/09/2015 DP-037-SO-050-01 Primary 4.5 - 5	DP-037 07/09/2015 DP-037-SO-100-01 Primary 9.5 - 10	DP-038 07/09/2015 DP-038-SO-010-01 Primary 0.5 - 1	DP-038 07/09/2015 DP-038-SO-050-01 Primary 4.5 - 5
Chrysene	-	290	< 0.12	< 0.11	< 0.12	< 0.12	0.15	< 0.11	< 0.11	0.11	< 0.11
Dibenz(a,h)anthracene	-	0.29	< 0.12	< 0.11	< 0.12	< 0.12	< 0.11	< 0.11	< 0.11	< 0.11	< 0.11
Dibenzofuran	-	1000	-	-	-	-	-	-	-	-	-
Diethyl phthalate	-	660000	-	-	-	-	-	-	-	-	-
Dimethyl phthalate	-	-	-	-	-	-	-	-	-	-	-
Di-n-butylphthalate	-	82000	-	-	-	-	-	-	-	-	-
Di-n-octyl phthalate	-	8200	-	-	-	-	-	-	-	-	-
Fluoranthene	-	30000	< 0.12	< 0.11	< 0.12	< 0.12	0.35	< 0.11	< 0.11	0.21	< 0.11
Fluorene	-	30000	< 0.19	< 0.19	< 0.19	< 0.20	0.13 J	< 0.19	< 0.19	0.064 J	< 0.18
Hexachlorobenzene	-	1.4	-	-	-	-	-	-	-	-	-
Hexachlorobutadiene	-	30	-	-	-	-	-	-	-	-	-
Hexachlorocyclopentadiene	-	4900	-	-	-	-	-	-	-	-	-
Hexachloroethane	-	58	-	-	-	-	-	-	-	-	-
Indeno(1,2,3-cd)pyrene	-	2.9	< 0.15	< 0.15	< 0.15	< 0.16	0.078 J	< 0.15	< 0.15	0.090 J	< 0.15
Isophorone	-	2400	-	-	-	-	-	-	-	-	-
Naphthalene	-	17	< 0.19	< 0.19	< 0.19	< 0.20	0.10 J	< 0.19	< 0.19	< 0.19	< 0.18
Nitrobenzene	-	22	-	-	-	-	-	-	-	-	-
N-Nitrosodimethylamine	-	0.045	-	-	-	-	-	-	-	-	-
N-Nitrosodi-n-propylamine	-	0.33	-	-	-	-	-	-	-	-	-
N-Nitrosodiphenylamine	-	470	-	-	-	-	-	-	-	-	-
Pentachlorophenol	-	4	-	-	-	-	-	-	-	-	-
Phenanthrene	-	-	< 0.12	< 0.11	< 0.12	< 0.12	0.41	< 0.11	< 0.11	0.25	< 0.11
Phenol	-	250000	-	-	-	-	-	-	-	-	-
Pyrene	-	23000	< 0.12	< 0.11	< 0.12	< 0.12	0.32	< 0.11	< 0.11	0.22	< 0.11
Total Petroleum Hydrocarbons (mg/kg)											
Gasoline Range Organics (C6-C10)	100	-	< 2.8	< 2.8	< 2.8	< 2.8	15	1.5 J	< 2.6	3.8	< 2.8
Total Petroleum Hydrocarbons (C10-C28) DRO	100	-	-	-	-	-	-	-	-	-	-
Total Petroleum Hydrocarbons (C9-C44) DRO	100	-	< 38.8	< 37	< 38.4	< 38.6	62.5	< 36.9	< 37.9	451	< 36.7
Total Petroleum Hydrocarbons (C28-C40)	-	-	-	-	-	-	-	-	-	-	-

NOTES

- Bold where detected; highlighted where exceeds
- Results reported in mg/kg
- mg/kg = milligrams per kilogram
- ft bgs = feet below ground surface
- = screening level not available/sample not analyzed
- < = not detected at the indicated reporting limit
- J = estimated value
- SVOCs = semi-volatile organic compounds
- TPH = total petroleum hydrocarbons
- 1. DC Tier 0 Standards from the Tier 0 Standard Final Rulemaking published at 40 DCR 7835, 7892 (November 12, 1993); as amended by Final Rulemaking published at 46 DCR 7699 (October 1, 1999)
- 2. United States Environmental Protection Agency (EPA) Regional Screening Level (RSL) Summary Table (January 2015)

TABLE 1
 SUMMARY OF SOIL SAMPLE ANALYTICAL RESULTS AND EXCEEDANCES - SVOCs AND TPH
 BUZZARD POINT DC UNITED SOCCER STADIUM DEVELOPMENT
 WASHINGTON, D.C.

Location	DC Tier 0 Soil Standards ¹	EPA Regional Screening Level for Industrial Soil ²	DP-038 07/09/2015 DP-038-SO-100-01 Primary 9.5 - 10	DP-039 07/09/2015 DP-039-SO-010-01 Primary 0.5 - 1	DP-039 07/09/2015 DP-039-SO-050-01 Primary 4.5 - 5	DP-039 07/09/2015 DP-039-SO-050-02 Duplicate 4.5 - 5	DP-039 07/09/2015 DP-039-SO-100-01 Primary 9.5 - 10	DP-040 07/09/2015 DP-040-SO-010-01 Primary 0.5 - 1	DP-040 07/09/2015 DP-040-SO-050-01 Primary 4.5 - 5	DP-040 07/09/2015 DP-040-SO-100-01 Primary 9.5 - 10	DP-040 07/09/2015 DP-040-SO-100-02 Duplicate 9.5 - 10
Semi-Volatile Organic Compounds (mg/kg)											
1,2,4-Trichlorobenzene	-	110	-	-	-	-	-	-	-	-	-
1,2-Dichlorobenzene	-	9300	-	-	-	-	-	-	-	-	-
1,3-Dichlorobenzene	-	-	-	-	-	-	-	-	-	-	-
1,4-Dichlorobenzene	-	11	-	-	-	-	-	-	-	-	-
1-Methylnaphthalene	-	73	-	-	-	-	-	-	-	-	-
2,2'-oxybis(1-Chloropropane)	-	22	-	-	-	-	-	-	-	-	-
2,4,5-Trichlorophenol	-	82000	-	-	-	-	-	-	-	-	-
2,4,6-Trichlorophenol	-	210	-	-	-	-	-	-	-	-	-
2,4-Dichlorophenol	-	2500	-	-	-	-	-	-	-	-	-
2,4-Dimethylphenol	-	16000	-	-	-	-	-	-	-	-	-
2,4-Dinitrophenol	-	1600	-	-	-	-	-	-	-	-	-
2,4-Dinitrotoluene	-	7.4	-	-	-	-	-	-	-	-	-
2,6-Dinitrotoluene	-	1.5	-	-	-	-	-	-	-	-	-
2-Chloronaphthalene	-	93000	< 0.19	< 1.9	< 0.20	< 0.20	< 0.20	< 0.39	< 0.21	< 0.23	< 0.22
2-Chlorophenol	-	5800	-	-	-	-	-	-	-	-	-
2-Methylnaphthalene	-	3000	< 0.23	< 2.2	< 0.24	< 0.24	< 0.25	1.6	< 0.26	< 0.28	< 0.27
2-Methylphenol	-	41000	-	-	-	-	-	-	-	-	-
2-Nitroaniline	-	8000	-	-	-	-	-	-	-	-	-
2-Nitrophenol	-	-	-	-	-	-	-	-	-	-	-
3&4-Methylphenol	-	-	-	-	-	-	-	-	-	-	-
3,3'-Dichlorobenzidine	-	5.1	-	-	-	-	-	-	-	-	-
3-Nitroaniline	-	-	-	-	-	-	-	-	-	-	-
4,6-Dinitro-2-methylphenol	-	66	-	-	-	-	-	-	-	-	-
4-Bromophenyl phenyl ether	-	-	-	-	-	-	-	-	-	-	-
4-Chloro-3-methylphenol	-	82000	-	-	-	-	-	-	-	-	-
4-Chloroaniline	-	12	-	-	-	-	-	-	-	-	-
4-Chlorophenyl phenyl ether	-	-	-	-	-	-	-	-	-	-	-
4-Nitroaniline	-	120	-	-	-	-	-	-	-	-	-
4-Nitrophenol	-	-	-	-	-	-	-	-	-	-	-
Acenaphthene	-	45000	< 0.16	2.7	0.071 J	0.14 J	< 0.16	2.5	< 0.17	< 0.19	< 0.18
Acenaphthylene	-	-	< 0.16	< 1.5	< 0.16	0.037 J	< 0.16	0.15 J	< 0.17	< 0.19	< 0.18
Aniline	-	410	-	-	-	-	-	-	-	-	-
Anthracene	-	230000	< 0.12	5.6	0.15	0.32	< 0.12	8.6	0.15	< 0.14	0.054 J
Benzo(a)anthracene	-	2.9	< 0.12	11	0.38	0.9	0.094 J	10	0.42	< 0.14	0.2
Benzo(a)pyrene	-	0.29	< 0.16	9.4	0.31	0.73	0.082 J	7.7	0.38	< 0.19	0.17 J
Benzo(b)fluoranthene	-	2.9	< 0.12	7.2	0.41	0.95	0.11 J	9.4	0.45	< 0.14	0.21
Benzo(g,h,i)perylene	-	-	< 0.16	5.2	0.19	0.43	0.050 J	3.9	0.19	< 0.19	0.11 J
Benzo(k)fluoranthene	-	29	< 0.12	7.4	0.16	0.37	0.039 J	3.9	0.19	< 0.14	0.084 J
Benzoic acid	-	3.30E+06	-	-	-	-	-	-	-	-	-
Benzyl Alcohol	-	82000	-	-	-	-	-	-	-	-	-
bis(2-Chloroethoxy)methane	-	2500	-	-	-	-	-	-	-	-	-
bis(2-Chloroethyl)ether	-	1	-	-	-	-	-	-	-	-	-
bis(2-Ethylhexyl)phthalate	-	160	-	-	-	-	-	-	-	-	-
Butyl benzylphthalate	-	1200	-	-	-	-	-	-	-	-	-

TABLE 1
 SUMMARY OF SOIL SAMPLE ANALYTICAL RESULTS AND EXCEEDANCES - SVOCs AND TPH
 BUZZARD POINT DC UNITED SOCCER STADIUM DEVELOPMENT
 WASHINGTON, D.C.

Location	DC Tier 0 Soil Standards ¹	EPA Regional Screening Level for Industrial Soil ²	DP-038 07/09/2015 DP-038-SO-100-01 Primary 9.5 - 10	DP-039 07/09/2015 DP-039-SO-010-01 Primary 0.5 - 1	DP-039 07/09/2015 DP-039-SO-050-01 Primary 4.5 - 5	DP-039 07/09/2015 DP-039-SO-050-02 Duplicate 4.5 - 5	DP-039 07/09/2015 DP-039-SO-100-01 Primary 9.5 - 10	DP-040 07/09/2015 DP-040-SO-010-01 Primary 0.5 - 1	DP-040 07/09/2015 DP-040-SO-050-01 Primary 4.5 - 5	DP-040 07/09/2015 DP-040-SO-100-01 Primary 9.5 - 10	DP-040 07/09/2015 DP-040-SO-100-02 Duplicate 9.5 - 10
Chrysene	-	290	< 0.12	9.8	0.38	0.9	0.086 J	9	0.43	< 0.14	0.18
Dibenz(a,h)anthracene	-	0.29	< 0.12	1.7	0.052 J	0.11 J	< 0.12	1.1	0.068 J	< 0.14	< 0.14
Dibenzofuran	-	1000	-	-	-	-	-	-	-	-	-
Diethyl phthalate	-	660000	-	-	-	-	-	-	-	-	-
Dimethyl phthalate	-	-	-	-	-	-	-	-	-	-	-
Di-n-butylphthalate	-	82000	-	-	-	-	-	-	-	-	-
Di-n-octyl phthalate	-	8200	-	-	-	-	-	-	-	-	-
Fluoranthene	-	30000	< 0.12	25	0.76	2.4	0.12	26	0.7	< 0.14	0.41
Fluorene	-	30000	< 0.19	2	< 0.20	0.11 J	< 0.20	3.1	< 0.21	< 0.23	< 0.22
Hexachlorobenzene	-	1.4	-	-	-	-	-	-	-	-	-
Hexachlorobutadiene	-	30	-	-	-	-	-	-	-	-	-
Hexachlorocyclopentadiene	-	4900	-	-	-	-	-	-	-	-	-
Hexachloroethane	-	58	-	-	-	-	-	-	-	-	-
Indeno(1,2,3-cd)pyrene	-	2.9	< 0.16	5.3	0.21	0.49	0.054 J	4.8	0.22	< 0.19	0.12 J
Isophorone	-	2400	-	-	-	-	-	-	-	-	-
Naphthalene	-	17	< 0.19	< 1.9	< 0.20	< 0.20	< 0.20	1.9	< 0.21	< 0.23	< 0.22
Nitrobenzene	-	22	-	-	-	-	-	-	-	-	-
N-Nitrosodimethylamine	-	0.045	-	-	-	-	-	-	-	-	-
N-Nitrosodi-n-propylamine	-	0.33	-	-	-	-	-	-	-	-	-
N-Nitrosodiphenylamine	-	470	-	-	-	-	-	-	-	-	-
Pentachlorophenol	-	4	-	-	-	-	-	-	-	-	-
Phenanthrene	-	-	< 0.12	20	0.63	1.5	< 0.12	26	0.58	< 0.14	0.24
Phenol	-	250000	-	-	-	-	-	-	-	-	-
Pyrene	-	23000	< 0.12	20	0.66	2	0.10 J	20	0.6	< 0.14	0.35
Total Petroleum Hydrocarbons (mg/kg)											
Gasoline Range Organics (C6-C10)	100	-	< 2.8	< 2.7	< 2.8	< 2.9	< 2.7	< 2.7	3.1 J	< 3.2	< 3.2
Total Petroleum Hydrocarbons (C10-C28) DRO	100	-	-	-	-	-	-	-	-	-	-
Total Petroleum Hydrocarbons (C9-C44) DRO	100	-	< 38.2	1,780	59.8	120	17.7 J	987	43.8	9.2 J	42.8 J
Total Petroleum Hydrocarbons (C28-C40)	-	-	-	-	-	-	-	-	-	-	-

NOTES

- Bold where detected; highlighted where exceeds
- Results reported in mg/kg
- mg/kg = milligrams per kilogram
- ft bgs = feet below ground surface
- = screening level not available/sample not analyzed
- < = not detected at the indicated reporting limit
- J = estimated value
- SVOCs = semi-volatile organic compounds
- TPH = total petroleum hydrocarbons
- 1. DC Tier 0 Standards from the Tier 0 Standard Final Rulemaking published at 40 DCR 7835, 7892 (November 12, 1993); as amended by Final Rulemaking published at 46 DCR 7699 (October 1, 1999)
- 2. United States Environmental Protection Agency (EPA) Regional Screening Level (RSL) Summary Table (January 2015)

TABLE 1
 SUMMARY OF SOIL SAMPLE ANALYTICAL RESULTS AND EXCEEDANCES - SVOCs AND TPH
 BUZZARD POINT DC UNITED SOCCER STADIUM DEVELOPMENT
 WASHINGTON, D.C.

Location	DC Tier 0 Soil Standards ¹	EPA Regional Screening Level for Industrial Soil ²	DP-041 07/09/2015 DP-041-SO-010-01 Primary 0.5 - 1	DP-041 07/09/2015 DP-041-SO-050-01 Primary 4.5 - 5	DP-041 07/09/2015 DP-041-SO-100-01 Primary 9.5 - 10	DP-042 07/09/2015 DP-042-SO-010-01 Primary 0.5 - 1	DP-042 07/09/2015 DP-042-SO-050-01 Primary 4.5 - 5	DP-042 07/09/2015 DP-042-SO-100-01 Primary 9.5 - 10	DP-042 07/17/2015 DP-042-SO-010-02 Primary 0.5 - 1	DP-042 07/17/2015 DP-042-SO-050-02 Primary 4.5 - 5	DP-042 07/17/2015 DP-042-SO-100-02 Primary 9.5 - 10
Semi-Volatile Organic Compounds (mg/kg)											
1,2,4-Trichlorobenzene	-	110	-	-	-	-	-	-	-	-	-
1,2-Dichlorobenzene	-	9300	-	-	-	-	-	-	-	-	-
1,3-Dichlorobenzene	-	-	-	-	-	-	-	-	-	-	-
1,4-Dichlorobenzene	-	11	-	-	-	-	-	-	-	-	-
1-Methylnaphthalene	-	73	-	-	-	-	-	-	-	-	-
2,2'-oxybis(1-Chloropropane)	-	22	-	-	-	-	-	-	-	-	-
2,4,5-Trichlorophenol	-	82000	-	-	-	-	-	-	-	-	-
2,4,6-Trichlorophenol	-	210	-	-	-	-	-	-	-	-	-
2,4-Dichlorophenol	-	2500	-	-	-	-	-	-	-	-	-
2,4-Dimethylphenol	-	16000	-	-	-	-	-	-	-	-	-
2,4-Dinitrophenol	-	1600	-	-	-	-	-	-	-	-	-
2,4-Dinitrotoluene	-	7.4	-	-	-	-	-	-	-	-	-
2,6-Dinitrotoluene	-	1.5	-	-	-	-	-	-	-	-	-
2-Chloronaphthalene	-	93000	< 0.39	< 0.21	< 0.20	< 3.8	< 0.23	< 0.21	< 0.37	< 0.22	< 0.21
2-Chlorophenol	-	5800	-	-	-	-	-	-	-	-	-
2-Methylnaphthalene	-	3000	< 0.47	< 0.25	< 0.24	< 4.6	< 0.27	< 0.25	< 0.45	< 0.27	< 0.25
2-Methylphenol	-	41000	-	-	-	-	-	-	-	-	-
2-Nitroaniline	-	8000	-	-	-	-	-	-	-	-	-
2-Nitrophenol	-	-	-	-	-	-	-	-	-	-	-
3&4-Methylphenol	-	-	-	-	-	-	-	-	-	-	-
3,3'-Dichlorobenzidine	-	5.1	-	-	-	-	-	-	-	-	-
3-Nitroaniline	-	-	-	-	-	-	-	-	-	-	-
4,6-Dinitro-2-methylphenol	-	66	-	-	-	-	-	-	-	-	-
4-Bromophenyl phenyl ether	-	-	-	-	-	-	-	-	-	-	-
4-Chloro-3-methylphenol	-	82000	-	-	-	-	-	-	-	-	-
4-Chloroaniline	-	12	-	-	-	-	-	-	-	-	-
4-Chlorophenyl phenyl ether	-	-	-	-	-	-	-	-	-	-	-
4-Nitroaniline	-	120	-	-	-	-	-	-	-	-	-
4-Nitrophenol	-	-	-	-	-	-	-	-	-	-	-
Acenaphthene	-	45000	< 0.31	0.083 J	< 0.16	0.94 J	< 0.18	< 0.17	0.20 J	< 0.18	< 0.17
Acenaphthylene	-	-	0.28 J	0.52	< 0.16	17	0.17 J	0.072 J	0.85	< 0.18	< 0.17
Aniline	-	410	-	-	-	-	-	-	-	-	-
Anthracene	-	230000	0.3	0.46	< 0.12	9.6	< 0.14	< 0.12	0.94	0.092 J	< 0.13
Benzo(a)anthracene	-	2.9	1.2	1.4	0.074 J	45	0.048 J	0.10 J	2.6	0.21	< 0.13
Benzo(a)pyrene	-	0.29	1.2	1.6	0.066 J	44	< 0.18	0.094 J	2.8	0.19	< 0.17
Benzo(b)fluoranthene	-	2.9	1.5	2.4	0.074 J	64	0.068 J	0.12	2.5	0.16	< 0.13
Benzo(g,h,i)perylene	-	-	0.72	1	< 0.16	27	< 0.18	0.062 J	1.8	0.11 J	< 0.17
Benzo(k)fluoranthene	-	29	0.69	0.68	< 0.12	23	< 0.14	0.046 J	2.5	0.17	< 0.13
Benzoic acid	-	3.30E+06	-	-	-	-	-	-	-	-	-
Benzyl Alcohol	-	82000	-	-	-	-	-	-	-	-	-
bis(2-Chloroethoxy)methane	-	2500	-	-	-	-	-	-	-	-	-
bis(2-Chloroethyl)ether	-	1	-	-	-	-	-	-	-	-	-
bis(2-Ethylhexyl)phthalate	-	160	-	-	-	-	-	-	-	-	-
Butyl benzylphthalate	-	1200	-	-	-	-	-	-	-	-	-

TABLE 1
 SUMMARY OF SOIL SAMPLE ANALYTICAL RESULTS AND EXCEEDANCES - SVOCs AND TPH
 BUZZARD POINT DC UNITED SOCCER STADIUM DEVELOPMENT
 WASHINGTON, D.C.

Location			DP-041	DP-041	DP-041	DP-042	DP-042	DP-042	DP-042	DP-042	DP-042
Sample Date			07/09/2015	07/09/2015	07/09/2015	07/09/2015	07/09/2015	07/09/2015	07/09/2015	07/17/2015	07/17/2015
Sample Name	DC Tier 0 Soil Standards ¹	EPA Regional Screening Level for Industrial Soil ²	DP-041-SO-010-01	DP-041-SO-050-01	DP-041-SO-100-01	DP-042-SO-010-01	DP-042-SO-050-01	DP-042-SO-100-01	DP-042-SO-010-02	DP-042-SO-050-02	DP-042-SO-100-02
Sample Type			Primary	Primary	Primary	Primary	Primary	Primary	Primary	Primary	Primary
Sample Depth Interval (ft bgs)			0.5 - 1	4.5 - 5	9.5 - 10	0.5 - 1	4.5 - 5	9.5 - 10	0.5 - 1	4.5 - 5	9.5 - 10
Chrysene	-	290	1.2	1.5	0.073 J	44	0.045 J	0.096 J	2.6	0.2	< 0.13
Dibenz(a,h)anthracene	-	0.29	0.20 J	0.3	< 0.12	7.4	< 0.14	< 0.12	0.68	< 0.13	< 0.13
Dibenzofuran	-	1000	-	-	-	-	-	-	-	-	-
Diethyl phthalate	-	660000	-	-	-	-	-	-	-	-	-
Dimethyl phthalate	-	-	-	-	-	-	-	-	-	-	-
Di-n-butylphthalate	-	82000	-	-	-	-	-	-	-	-	-
Di-n-octyl phthalate	-	8200	-	-	-	-	-	-	-	-	-
Fluoranthene	-	30000	2	2.3	0.12	84	0.056 J	0.17	4	0.47	< 0.13
Fluorene	-	30000	< 0.39	0.084 J	< 0.20	1.1 J	< 0.23	< 0.21	0.15 J	< 0.22	< 0.21
Hexachlorobenzene	-	1.4	-	-	-	-	-	-	-	-	-
Hexachlorobutadiene	-	30	-	-	-	-	-	-	-	-	-
Hexachlorocyclopentadiene	-	4900	-	-	-	-	-	-	-	-	-
Hexachloroethane	-	58	-	-	-	-	-	-	-	-	-
Indeno(1,2,3-cd)pyrene	-	2.9	0.79	1.1	< 0.16	31	< 0.18	0.074 J	1.7	0.10 J	< 0.17
Isophorone	-	2400	-	-	-	-	-	-	-	-	-
Naphthalene	-	17	< 0.39	0.078 J	< 0.20	< 3.8	< 0.23	< 0.21	0.13 J	< 0.22	< 0.21
Nitrobenzene	-	22	-	-	-	-	-	-	-	-	-
N-Nitrosodimethylamine	-	0.045	-	-	-	-	-	-	-	-	-
N-Nitrosodi-n-propylamine	-	0.33	-	-	-	-	-	-	-	-	-
N-Nitrosodiphenylamine	-	470	-	-	-	-	-	-	-	-	-
Pentachlorophenol	-	4	-	-	-	-	-	-	-	-	-
Phenanthrene	-	-	0.82	0.83	0.089 J	9.1	< 0.14	0.075 J	1.8	0.41	< 0.13
Phenol	-	250000	-	-	-	-	-	-	-	-	-
Pyrene	-	23000	1.9	2.4	0.10 J	75	0.052 J	0.14	3.7	0.37	< 0.13
Total Petroleum Hydrocarbons (mg/kg)											
Gasoline Range Organics (C6-C10)	100	-	< 2.8	< 2.9	< 3.0	< 2.9	< 3.3	< 3.0	< 2.7	< 3.3	< 3.0
Total Petroleum Hydrocarbons (C10-C28) DRO	100	-	-	-	-	-	-	-	-	-	-
Total Petroleum Hydrocarbons (C9-C44) DRO	100	-	838	396	12.6 J	6,090	62.6	24.8 J	494	10.4 J	< 40.8
Total Petroleum Hydrocarbons (C28-C40)	-	-	-	-	-	-	-	-	-	-	-

NOTES

- Bold where detected; highlighted where exceeds
- Results reported in mg/kg
- mg/kg = milligrams per kilogram
- ft bgs = feet below ground surface
- = screening level not available/sample not analyzed
- < = not detected at the indicated reporting limit
- J = estimated value
- SVOCs = semi-volatile organic compounds
- TPH = total petroleum hydrocarbons
- 1. DC Tier 0 Standards from the Tier 0 Standard Final Rulemaking published at 40 DCR 7835, 7892 (November 12, 1993); as amended by Final Rulemaking published at 46 DCR 7699 (October 1, 1999)
- 2. United States Environmental Protection Agency (EPA) Regional Screening Level (RSL) Summary Table (January 2015)

TABLE 1
 SUMMARY OF SOIL SAMPLE ANALYTICAL RESULTS AND EXCEEDANCES - SVOCs AND TPH
 BUZZARD POINT DC UNITED SOCCER STADIUM DEVELOPMENT
 WASHINGTON, D.C.

Location	DC Tier 0 Soil Standards ¹	EPA Regional Screening Level for Industrial Soil ²	DP-043 07/09/2015 DP-043-SO-010-01 Primary 0.5 - 1	DP-043 07/09/2015 DP-043-SO-050-01 Primary 4.5 - 5	DP-043 07/09/2015 DP-043-SO-100-01 Primary 9.5 - 10	DP-043 07/17/2015 DP-043-SO-010-02 Primary 0.5 - 1	DP-043 07/17/2015 DP-043-SO-050-02 Primary 4.5 - 5	DP-043 07/17/2015 DP-043-SO-100-02 Primary 9.5 - 10	DP-044 07/09/2015 DP-044-SO-010-01 Primary 0.5 - 1	DP-044 07/09/2015 DP-044-SO-050-01 Primary 4.5 - 5	DP-044 07/09/2015 DP-044-SO-100-01 Primary 9.5 - 10
Semi-Volatile Organic Compounds (mg/kg)											
1,2,4-Trichlorobenzene	-	110	-	-	-	-	-	-	-	-	-
1,2-Dichlorobenzene	-	9300	-	-	-	-	-	-	-	-	-
1,3-Dichlorobenzene	-	-	-	-	-	-	-	-	-	-	-
1,4-Dichlorobenzene	-	11	-	-	-	-	-	-	-	-	-
1-Methylnaphthalene	-	73	-	-	-	-	-	-	-	-	-
2,2'-oxybis(1-Chloropropane)	-	22	-	-	-	-	-	-	-	-	-
2,4,5-Trichlorophenol	-	82000	-	-	-	-	-	-	-	-	-
2,4,6-Trichlorophenol	-	210	-	-	-	-	-	-	-	-	-
2,4-Dichlorophenol	-	2500	-	-	-	-	-	-	-	-	-
2,4-Dimethylphenol	-	16000	-	-	-	-	-	-	-	-	-
2,4-Dinitrophenol	-	1600	-	-	-	-	-	-	-	-	-
2,4-Dinitrotoluene	-	7.4	-	-	-	-	-	-	-	-	-
2,6-Dinitrotoluene	-	1.5	-	-	-	-	-	-	-	-	-
2-Chloronaphthalene	-	93000	< 0.20	< 0.39	< 0.20	< 0.73	< 0.19	< 0.22	< 0.19	< 0.22	< 0.24
2-Chlorophenol	-	5800	-	-	-	-	-	-	-	-	-
2-Methylnaphthalene	-	3000	< 0.23	< 0.47	< 0.24	< 0.88	< 0.23	< 0.27	0.13 J	< 0.26	< 0.29
2-Methylphenol	-	41000	-	-	-	-	-	-	-	-	-
2-Nitroaniline	-	8000	-	-	-	-	-	-	-	-	-
2-Nitrophenol	-	-	-	-	-	-	-	-	-	-	-
3&4-Methylphenol	-	-	-	-	-	-	-	-	-	-	-
3,3'-Dichlorobenzidine	-	5.1	-	-	-	-	-	-	-	-	-
3-Nitroaniline	-	-	-	-	-	-	-	-	-	-	-
4,6-Dinitro-2-methylphenol	-	66	-	-	-	-	-	-	-	-	-
4-Bromophenyl phenyl ether	-	-	-	-	-	-	-	-	-	-	-
4-Chloro-3-methylphenol	-	82000	-	-	-	-	-	-	-	-	-
4-Chloroaniline	-	12	-	-	-	-	-	-	-	-	-
4-Chlorophenyl phenyl ether	-	-	-	-	-	-	-	-	-	-	-
4-Nitroaniline	-	120	-	-	-	-	-	-	-	-	-
4-Nitrophenol	-	-	-	-	-	-	-	-	-	-	-
Acenaphthene	-	45000	0.055 J	0.10 J	< 0.16	< 0.59	0.067 J	0.19	0.71	< 0.17	< 0.19
Acenaphthylene	-	-	0.051 J	0.21 J	< 0.16	0.16 J	0.5	0.049 J	0.47	< 0.17	< 0.19
Aniline	-	410	-	-	-	-	-	-	-	-	-
Anthracene	-	230000	0.13	0.34	< 0.12	0.26 J	0.37	0.75	1.9	< 0.13	< 0.14
Benzo(a)anthracene	-	2.9	0.44	1	0.055 J	0.76	1.2	1.4	5.4	< 0.13	< 0.14
Benzo(a)pyrene	-	0.29	0.4	1	< 0.16	0.71	1.4	1.3	4.8	< 0.17	< 0.19
Benzo(b)fluoranthene	-	2.9	0.52	1.3	0.062 J	0.66	1.3	1	6.4	< 0.13	< 0.14
Benzo(g,h,i)perylene	-	-	0.23	0.68	< 0.16	0.47 J	0.93	0.72	3.1	< 0.17	< 0.19
Benzo(k)fluoranthene	-	29	0.2	0.57	< 0.12	0.56	1.2	1	2.2	< 0.13	< 0.14
Benzoic acid	-	3.30E+06	-	-	-	-	-	-	-	-	-
Benzyl Alcohol	-	82000	-	-	-	-	-	-	-	-	-
bis(2-Chloroethoxy)methane	-	2500	-	-	-	-	-	-	-	-	-
bis(2-Chloroethyl)ether	-	1	-	-	-	-	-	-	-	-	-
bis(2-Ethylhexyl)phthalate	-	160	-	-	-	-	-	-	-	-	-
Butyl benzylphthalate	-	1200	-	-	-	-	-	-	-	-	-

TABLE 1
 SUMMARY OF SOIL SAMPLE ANALYTICAL RESULTS AND EXCEEDANCES - SVOCs AND TPH
 BUZZARD POINT DC UNITED SOCCER STADIUM DEVELOPMENT
 WASHINGTON, D.C.

Location	DC Tier 0 Soil Standards ¹	EPA Regional Screening Level for Industrial Soil ²	DP-043 07/09/2015 DP-043-SO-010-01 Primary 0.5 - 1	DP-043 07/09/2015 DP-043-SO-050-01 Primary 4.5 - 5	DP-043 07/09/2015 DP-043-SO-100-01 Primary 9.5 - 10	DP-043 07/17/2015 DP-043-SO-010-02 Primary 0.5 - 1	DP-043 07/17/2015 DP-043-SO-050-02 Primary 4.5 - 5	DP-043 07/17/2015 DP-043-SO-100-02 Primary 9.5 - 10	DP-044 07/09/2015 DP-044-SO-010-01 Primary 0.5 - 1	DP-044 07/09/2015 DP-044-SO-050-01 Primary 4.5 - 5	DP-044 07/09/2015 DP-044-SO-100-01 Primary 9.5 - 10
Chrysene	-	290	0.42	1.1	0.049 J	0.71	1.2	1.2	5.3	< 0.13	< 0.14
Dibenz(a,h)anthracene	-	0.29	0.058 J	0.17 J	< 0.12	< 0.44	0.34	0.24	0.92	< 0.13	< 0.14
Dibenzofuran	-	1000	-	-	-	-	-	-	-	-	-
Diethyl phthalate	-	660000	-	-	-	-	-	-	-	-	-
Dimethyl phthalate	-	-	-	-	-	-	-	-	-	-	-
Di-n-butylphthalate	-	82000	-	-	-	-	-	-	-	-	-
Di-n-octyl phthalate	-	8200	-	-	-	-	-	-	-	-	-
Fluoranthene	-	30000	0.84	1.9	0.080 J	1.2	1.7	3	14	< 0.13	< 0.14
Fluorene	-	30000	< 0.20	< 0.39	< 0.20	< 0.73	< 0.19	0.16 J	0.39	< 0.22	< 0.24
Hexachlorobenzene	-	1.4	-	-	-	-	-	-	-	-	-
Hexachlorobutadiene	-	30	-	-	-	-	-	-	-	-	-
Hexachlorocyclopentadiene	-	4900	-	-	-	-	-	-	-	-	-
Hexachloroethane	-	58	-	-	-	-	-	-	-	-	-
Indeno(1,2,3-cd)pyrene	-	2.9	0.27	0.76	< 0.16	0.41 J	0.86	0.68	3.8	< 0.17	< 0.19
Isophorone	-	2400	-	-	-	-	-	-	-	-	-
Naphthalene	-	17	< 0.20	< 0.39	< 0.20	< 0.73	< 0.19	< 0.22	0.21	< 0.22	< 0.24
Nitrobenzene	-	22	-	-	-	-	-	-	-	-	-
N-Nitrosodimethylamine	-	0.045	-	-	-	-	-	-	-	-	-
N-Nitrosodi-n-propylamine	-	0.33	-	-	-	-	-	-	-	-	-
N-Nitrosodiphenylamine	-	470	-	-	-	-	-	-	-	-	-
Pentachlorophenol	-	4	-	-	-	-	-	-	-	-	-
Phenanthrene	-	-	0.47	1.1	0.040 J	0.69	0.54	2.6	4.6	< 0.13	< 0.14
Phenol	-	250000	-	-	-	-	-	-	-	-	-
Pyrene	-	23000	0.73	1.8	0.070 J	1.1	1.6	2.5	12	< 0.13	< 0.14
Total Petroleum Hydrocarbons (mg/kg)											
Gasoline Range Organics (C6-C10)	100	-	< 2.8	0.70 J	< 2.7	< 2.5	< 2.8	< 3.1	< 2.8	< 3.3	< 3.4
Total Petroleum Hydrocarbons (C10-C28) DRO	100	-	-	-	-	-	-	-	-	-	-
Total Petroleum Hydrocarbons (C9-C44) DRO	100	-	78.5	304	71.5	1,910	286	11.1 J	1,100	9.88 J	5.69 J
Total Petroleum Hydrocarbons (C28-C40)	-	-	-	-	-	-	-	-	-	-	-

NOTES

- Bold where detected; highlighted where exceeds
- Results reported in mg/kg
- mg/kg = milligrams per kilogram
- ft bgs = feet below ground surface
- = screening level not available/sample not analyzed
- < = not detected at the indicated reporting limit
- J = estimated value
- SVOCs = semi-volatile organic compounds
- TPH = total petroleum hydrocarbons
- 1. DC Tier 0 Standards from the Tier 0 Standard Final Rulemaking published at 40 DCR 7835, 7892 (November 12, 1993); as amended by Final Rulemaking published at 46 DCR 7699 (October 1, 1999)
- 2. United States Environmental Protection Agency (EPA) Regional Screening Level (RSL) Summary Table (January 2015)

TABLE 1
 SUMMARY OF SOIL SAMPLE ANALYTICAL RESULTS AND EXCEEDANCES - SVOCs AND TPH
 BUZZARD POINT DC UNITED SOCCER STADIUM DEVELOPMENT
 WASHINGTON, D.C.

Location	DC Tier 0 Soil Standards ¹	EPA Regional Screening Level for Industrial Soil ²	DP-044 07/17/2015 DP-044-SO-010-02 Primary 0.5 - 1	DP-044 07/17/2015 DP-044-SO-050-02 Primary 4.5 - 5	DP-044 07/17/2015 DP-044-SO-100-02 Primary 9.5 - 10	DP-045 07/09/2015 DP-045-SO-010-01 Primary 0.5 - 1	DP-045 07/09/2015 DP-045-SO-050-01 Primary 4.5 - 5	DP-045 07/09/2015 DP-045-SO-100-01 Primary 9.5 - 10	DP-045 07/17/2015 DP-045-SO-010-02 Primary 0.5 - 1	DP-045 07/17/2015 DP-045-SO-050-02 Primary 4.5 - 5	DP-045 07/17/2015 DP-045-SO-100-02 Primary 9.5 - 10
Semi-Volatile Organic Compounds (mg/kg)											
1,2,4-Trichlorobenzene	-	110	-	-	-	-	-	-	-	-	-
1,2-Dichlorobenzene	-	9300	-	-	-	-	-	-	-	-	-
1,3-Dichlorobenzene	-	-	-	-	-	-	-	-	-	-	-
1,4-Dichlorobenzene	-	11	-	-	-	-	-	-	-	-	-
1-Methylnaphthalene	-	73	-	-	-	-	-	-	-	-	-
2,2'-oxybis(1-Chloropropane)	-	22	-	-	-	-	-	-	-	-	-
2,4,5-Trichlorophenol	-	82000	-	-	-	-	-	-	-	-	-
2,4,6-Trichlorophenol	-	210	-	-	-	-	-	-	-	-	-
2,4-Dichlorophenol	-	2500	-	-	-	-	-	-	-	-	-
2,4-Dimethylphenol	-	16000	-	-	-	-	-	-	-	-	-
2,4-Dinitrophenol	-	1600	-	-	-	-	-	-	-	-	-
2,4-Dinitrotoluene	-	7.4	-	-	-	-	-	-	-	-	-
2,6-Dinitrotoluene	-	1.5	-	-	-	-	-	-	-	-	-
2-Chloronaphthalene	-	93000	< 0.37	< 0.23	< 0.22	< 0.38	< 0.23	< 0.20	< 0.75	< 0.43	< 0.21
2-Chlorophenol	-	5800	-	-	-	-	-	-	-	-	-
2-Methylnaphthalene	-	3000	< 0.45	< 0.28	< 0.26	< 0.46	< 0.27	< 0.24	< 0.90	< 0.52	< 0.25
2-Methylphenol	-	41000	-	-	-	-	-	-	-	-	-
2-Nitroaniline	-	8000	-	-	-	-	-	-	-	-	-
2-Nitrophenol	-	-	-	-	-	-	-	-	-	-	-
3&4-Methylphenol	-	-	-	-	-	-	-	-	-	-	-
3,3'-Dichlorobenzidine	-	5.1	-	-	-	-	-	-	-	-	-
3-Nitroaniline	-	-	-	-	-	-	-	-	-	-	-
4,6-Dinitro-2-methylphenol	-	66	-	-	-	-	-	-	-	-	-
4-Bromophenyl phenyl ether	-	-	-	-	-	-	-	-	-	-	-
4-Chloro-3-methylphenol	-	82000	-	-	-	-	-	-	-	-	-
4-Chloroaniline	-	12	-	-	-	-	-	-	-	-	-
4-Chlorophenyl phenyl ether	-	-	-	-	-	-	-	-	-	-	-
4-Nitroaniline	-	120	-	-	-	-	-	-	-	-	-
4-Nitrophenol	-	-	-	-	-	-	-	-	-	-	-
Acenaphthene	-	45000	0.46	< 0.18	< 0.17	0.63	< 0.18	< 0.16	0.37 J	0.30 J	< 0.17
Acenaphthylene	-	-	0.32	< 0.18	< 0.17	0.38	0.13 J	< 0.16	0.20 J	0.87	0.046 J
Aniline	-	410	-	-	-	-	-	-	-	-	-
Anthracene	-	230000	1.1	< 0.14	< 0.13	1.7	0.41	0.059 J	1	2.8	0.076 J
Benzo(a)anthracene	-	2.9	3.1	0.055 J	< 0.13	4.4	0.83	0.22	3	5.5	0.37
Benzo(a)pyrene	-	0.29	2.8	< 0.18	< 0.17	4.2	0.64	0.19	3	4.2	0.36
Benzo(b)fluoranthene	-	2.9	2.5	< 0.14	< 0.13	5.3	0.82	0.27	2.4	3.6	0.3
Benzo(g,h,i)perylene	-	-	1.5	< 0.18	< 0.17	2.5	0.4	0.12 J	1.8	2.2	0.22
Benzo(k)fluoranthene	-	29	2.4	< 0.14	< 0.13	1.9	0.34	0.10 J	2.7	4	0.34
Benzoic acid	-	3.30E+06	-	-	-	-	-	-	-	-	-
Benzyl Alcohol	-	82000	-	-	-	-	-	-	-	-	-
bis(2-Chloroethoxy)methane	-	2500	-	-	-	-	-	-	-	-	-
bis(2-Chloroethyl)ether	-	1	-	-	-	-	-	-	-	-	-
bis(2-Ethylhexyl)phthalate	-	160	-	-	-	-	-	-	-	-	-
Butyl benzylphthalate	-	1200	-	-	-	-	-	-	-	-	-

TABLE 1
 SUMMARY OF SOIL SAMPLE ANALYTICAL RESULTS AND EXCEEDANCES - SVOCs AND TPH
 BUZZARD POINT DC UNITED SOCCER STADIUM DEVELOPMENT
 WASHINGTON, D.C.

Location	DC Tier 0 Soil Standards ¹	EPA Regional Screening Level for Industrial Soil ²	DP-044 07/17/2015 DP-044-SO-010-02 Primary 0.5 - 1	DP-044 07/17/2015 DP-044-SO-050-02 Primary 4.5 - 5	DP-044 07/17/2015 DP-044-SO-100-02 Primary 9.5 - 10	DP-045 07/09/2015 DP-045-SO-010-01 Primary 0.5 - 1	DP-045 07/09/2015 DP-045-SO-050-01 Primary 4.5 - 5	DP-045 07/09/2015 DP-045-SO-100-01 Primary 9.5 - 10	DP-045 07/17/2015 DP-045-SO-010-02 Primary 0.5 - 1	DP-045 07/17/2015 DP-045-SO-050-02 Primary 4.5 - 5	DP-045 07/17/2015 DP-045-SO-100-02 Primary 9.5 - 10
Chrysene	-	290	2.9	0.055 J	< 0.13	4.1	0.8	0.25	2.8	5	0.34
Dibenz(a,h)anthracene	-	0.29	0.64	< 0.14	< 0.13	0.7	0.12 J	< 0.12	0.62	0.84	0.071 J
Dibenzofuran	-	1000	-	-	-	-	-	-	-	-	-
Diethyl phthalate	-	660000	-	-	-	-	-	-	-	-	-
Dimethyl phthalate	-	-	-	-	-	-	-	-	-	-	-
Di-n-butylphthalate	-	82000	-	-	-	-	-	-	-	-	-
Di-n-octyl phthalate	-	8200	-	-	-	-	-	-	-	-	-
Fluoranthene	-	30000	5.1	0.10 J	< 0.13	8	1.6	0.47	5.3	10	0.65
Fluorene	-	30000	0.32 J	< 0.23	< 0.22	0.41	< 0.23	< 0.20	0.30 J	0.23 J	< 0.21
Hexachlorobenzene	-	1.4	-	-	-	-	-	-	-	-	-
Hexachlorobutadiene	-	30	-	-	-	-	-	-	-	-	-
Hexachlorocyclopentadiene	-	4900	-	-	-	-	-	-	-	-	-
Hexachloroethane	-	58	-	-	-	-	-	-	-	-	-
Indeno(1,2,3-cd)pyrene	-	2.9	1.5	< 0.18	< 0.17	2.9	0.46	0.13 J	1.7	2.2	0.21
Isophorone	-	2400	-	-	-	-	-	-	-	-	-
Naphthalene	-	17	0.13 J	< 0.23	< 0.22	0.16 J	< 0.23	< 0.20	< 0.75	< 0.43	< 0.21
Nitrobenzene	-	22	-	-	-	-	-	-	-	-	-
N-Nitrosodimethylamine	-	0.045	-	-	-	-	-	-	-	-	-
N-Nitrosodi-n-propylamine	-	0.33	-	-	-	-	-	-	-	-	-
N-Nitrosodiphenylamine	-	470	-	-	-	-	-	-	-	-	-
Pentachlorophenol	-	4	-	-	-	-	-	-	-	-	-
Phenanthrene	-	-	3.2	0.079 J	< 0.13	4.8	1.6	0.27	3.3	11	0.28
Phenol	-	250000	-	-	-	-	-	-	-	-	-
Pyrene	-	23000	4.3	0.090 J	< 0.13	7.1	1.3	0.4	4.5	8.4	0.53
Total Petroleum Hydrocarbons (mg/kg)											
Gasoline Range Organics (C6-C10)	100	-	< 2.7	< 3.3	< 3.0	< 2.9	< 3.4	< 3.0	0.67 J	< 3.1	< 2.7
Total Petroleum Hydrocarbons (C10-C28) DRO	100	-	-	-	-	-	-	-	-	-	-
Total Petroleum Hydrocarbons (C9-C44) DRO	100	-	496	6.51 J	< 42.7	1,350	160	10.7 J	1,410	355	13 J
Total Petroleum Hydrocarbons (C28-C40)	-	-	-	-	-	-	-	-	-	-	-

NOTES

- Bold where detected; highlighted where exceeds
- Results reported in mg/kg
- mg/kg = milligrams per kilogram
- ft bgs = feet below ground surface
- = screening level not available/sample not analyzed
- < = not detected at the indicated reporting limit
- J = estimated value
- SVOCs = semi-volatile organic compounds
- TPH = total petroleum hydrocarbons
- 1. DC Tier 0 Standards from the Tier 0 Standard Final Rulemaking published at 40 DCR 7835, 7892 (November 12, 1993); as amended by Final Rulemaking published at 46 DCR 7699 (October 1, 1999)
- 2. United States Environmental Protection Agency (EPA) Regional Screening Level (RSL) Summary Table (January 2015)

TABLE 1
 SUMMARY OF SOIL SAMPLE ANALYTICAL RESULTS AND EXCEEDANCES - SVOCs AND TPH
 BUZZARD POINT DC UNITED SOCCER STADIUM DEVELOPMENT
 WASHINGTON, D.C.

Location	DC Tier 0 Soil Standards ¹	EPA Regional Screening Level for Industrial Soil ²	DP-046 07/09/2015 DP-046-SO-010-01 Primary 0.5 - 1	DP-046 07/09/2015 DP-046-SO-100-01 Primary 9.5 - 10	DP-047 07/10/2015 DP-047-SO-010-01 Primary 0.5 - 1	DP-047 07/10/2015 DP-047-SO-010-02 Duplicate 0.5 - 1	DP-047 07/10/2015 DP-047-SO-050-01 Primary 4.5 - 5	DP-047 07/10/2015 DP-047-SO-100-01 Primary 9.5 - 10	DP-053 07/10/2015 DP-053-SO-010-01 Primary 0.5 - 1	DP-053 07/10/2015 DP-053-SO-050-01 Primary 4.5 - 5	DP-053 07/10/2015 DP-053-SO-100-01 Primary 9.5 - 10
Semi-Volatile Organic Compounds (mg/kg)											
1,2,4-Trichlorobenzene	-	110	-	-	-	-	-	-	-	-	-
1,2-Dichlorobenzene	-	9300	-	-	-	-	-	-	-	-	-
1,3-Dichlorobenzene	-	-	-	-	-	-	-	-	-	-	-
1,4-Dichlorobenzene	-	11	-	-	-	-	-	-	-	-	-
1-Methylnaphthalene	-	73	-	-	-	-	-	-	-	-	-
2,2'-oxybis(1-Chloropropane)	-	22	-	-	-	-	-	-	-	-	-
2,4,5-Trichlorophenol	-	82000	-	-	-	-	-	-	-	-	-
2,4,6-Trichlorophenol	-	210	-	-	-	-	-	-	-	-	-
2,4-Dichlorophenol	-	2500	-	-	-	-	-	-	-	-	-
2,4-Dimethylphenol	-	16000	-	-	-	-	-	-	-	-	-
2,4-Dinitrophenol	-	1600	-	-	-	-	-	-	-	-	-
2,4-Dinitrotoluene	-	7.4	-	-	-	-	-	-	-	-	-
2,6-Dinitrotoluene	-	1.5	-	-	-	-	-	-	-	-	-
2-Chloronaphthalene	-	93000	< 0.20	< 0.20	< 0.19	< 0.19	< 0.19	< 0.19	< 0.18	< 0.17	< 0.18
2-Chlorophenol	-	5800	-	-	-	-	-	-	-	-	-
2-Methylnaphthalene	-	3000	0.070 J	< 0.24	< 0.23	< 0.23	< 0.23	< 0.23	< 0.21	< 0.20	< 0.22
2-Methylphenol	-	41000	-	-	-	-	-	-	-	-	-
2-Nitroaniline	-	8000	-	-	-	-	-	-	-	-	-
2-Nitrophenol	-	-	-	-	-	-	-	-	-	-	-
3&4-Methylphenol	-	-	-	-	-	-	-	-	-	-	-
3,3'-Dichlorobenzidine	-	5.1	-	-	-	-	-	-	-	-	-
3-Nitroaniline	-	-	-	-	-	-	-	-	-	-	-
4,6-Dinitro-2-methylphenol	-	66	-	-	-	-	-	-	-	-	-
4-Bromophenyl phenyl ether	-	-	-	-	-	-	-	-	-	-	-
4-Chloro-3-methylphenol	-	82000	-	-	-	-	-	-	-	-	-
4-Chloroaniline	-	12	-	-	-	-	-	-	-	-	-
4-Chlorophenyl phenyl ether	-	-	-	-	-	-	-	-	-	-	-
4-Nitroaniline	-	120	-	-	-	-	-	-	-	-	-
4-Nitrophenol	-	-	-	-	-	-	-	-	-	-	-
Acenaphthene	-	45000	0.29	< 0.16	0.14 J	0.12 J	< 0.16	< 0.16	< 0.14	< 0.14	< 0.14
Acenaphthylene	-	-	0.15 J	< 0.16	0.059 J	0.040 J	< 0.16	< 0.16	0.035 J	< 0.14	< 0.14
Aniline	-	410	-	-	-	-	-	-	-	-	-
Anthracene	-	230000	0.71	< 0.12	0.37	0.26	< 0.12	< 0.12	0.076 J	< 0.10	< 0.11
Benzo(a)anthracene	-	2.9	1.5	0.11 J	1.4	0.85	< 0.12	< 0.12	0.31	< 0.10	< 0.11
Benzo(a)pyrene	-	0.29	1.4	0.089 J	1.2	0.8	< 0.16	< 0.16	0.24	< 0.14	< 0.14
Benzo(b)fluoranthene	-	2.9	1.7	0.11 J	1.7	1.1	< 0.12	< 0.12	0.39	< 0.10	< 0.11
Benzo(g,h,i)perylene	-	-	0.84	0.052 J	0.71	0.46	< 0.16	< 0.16	0.19	< 0.14	< 0.14
Benzo(k)fluoranthene	-	29	0.72	0.046 J	0.68	0.37	< 0.12	< 0.12	0.15	< 0.10	< 0.11
Benzoic acid	-	3.30E+06	-	-	-	-	-	-	-	-	-
Benzyl Alcohol	-	82000	-	-	-	-	-	-	-	-	-
bis(2-Chloroethoxy)methane	-	2500	-	-	-	-	-	-	-	-	-
bis(2-Chloroethyl)ether	-	1	-	-	-	-	-	-	-	-	-
bis(2-Ethylhexyl)phthalate	-	160	-	-	-	-	-	-	-	-	-
Butyl benzylphthalate	-	1200	-	-	-	-	-	-	-	-	-

TABLE 1
 SUMMARY OF SOIL SAMPLE ANALYTICAL RESULTS AND EXCEEDANCES - SVOCs AND TPH
 BUZZARD POINT DC UNITED SOCCER STADIUM DEVELOPMENT
 WASHINGTON, D.C.

Location			DP-046	DP-046	DP-047	DP-047	DP-047	DP-047	DP-053	DP-053	DP-053
Sample Date			07/09/2015	07/09/2015	07/10/2015	07/10/2015	07/10/2015	07/10/2015	07/10/2015	07/10/2015	07/10/2015
Sample Name	DC Tier 0 Soil Standards ¹	EPA Regional Screening Level for Industrial Soil ²	DP-046-SO-010-01	DP-046-SO-100-01	DP-047-SO-010-01	DP-047-SO-010-02	DP-047-SO-050-01	DP-047-SO-100-01	DP-053-SO-010-01	DP-053-SO-050-01	DP-053-SO-100-01
Sample Type			Primary	Primary	Primary	Duplicate	Primary	Primary	Primary	Primary	Primary
Sample Depth Interval (ft bgs)			0.5 - 1	9.5 - 10	0.5 - 1	0.5 - 1	4.5 - 5	9.5 - 10	0.5 - 1	4.5 - 5	9.5 - 10
Chrysene	-	290	1.5	0.10 J	1.5	0.92	< 0.12	< 0.12	0.32	< 0.10	< 0.11
Dibenz(a,h)anthracene	-	0.29	0.21	< 0.12	0.17	0.14	< 0.12	< 0.12	0.040 J	< 0.10	< 0.11
Dibenzofuran	-	1000	-	-	-	-	-	-	-	-	-
Diethyl phthalate	-	660000	-	-	-	-	-	-	-	-	-
Dimethyl phthalate	-	-	-	-	-	-	-	-	-	-	-
Di-n-butylphthalate	-	82000	-	-	-	-	-	-	-	-	-
Di-n-octyl phthalate	-	8200	-	-	-	-	-	-	-	-	-
Fluoranthene	-	30000	3.3	0.2	2.8	1.7	< 0.12	0.038 J	0.67	< 0.10	< 0.11
Fluorene	-	30000	0.21	< 0.20	0.12 J	0.097 J	< 0.19	< 0.19	< 0.18	< 0.17	< 0.18
Hexachlorobenzene	-	1.4	-	-	-	-	-	-	-	-	-
Hexachlorobutadiene	-	30	-	-	-	-	-	-	-	-	-
Hexachlorocyclopentadiene	-	4900	-	-	-	-	-	-	-	-	-
Hexachloroethane	-	58	-	-	-	-	-	-	-	-	-
Indeno(1,2,3-cd)pyrene	-	2.9	0.97	0.053 J	0.8	0.52	< 0.16	< 0.16	0.2	< 0.14	< 0.14
Isophorone	-	2400	-	-	-	-	-	-	-	-	-
Naphthalene	-	17	0.11 J	< 0.20	< 0.19	< 0.19	< 0.19	< 0.19	< 0.18	< 0.17	< 0.18
Nitrobenzene	-	22	-	-	-	-	-	-	-	-	-
N-Nitrosodimethylamine	-	0.045	-	-	-	-	-	-	-	-	-
N-Nitrosodi-n-propylamine	-	0.33	-	-	-	-	-	-	-	-	-
N-Nitrosodiphenylamine	-	470	-	-	-	-	-	-	-	-	-
Pentachlorophenol	-	4	-	-	-	-	-	-	-	-	-
Phenanthrene	-	-	2.4	0.13	1.5	1.1	< 0.12	< 0.12	0.23	< 0.10	< 0.11
Phenol	-	250000	-	-	-	-	-	-	-	-	-
Pyrene	-	23000	2.9	0.17	2.6	1.5	< 0.12	< 0.12	0.53	< 0.10	< 0.11
Total Petroleum Hydrocarbons (mg/kg)											
Gasoline Range Organics (C6-C10)	100	-	< 2.9	< 3.0	< 2.4	< 2.9	< 2.7	< 2.7	< 2.6	< 2.4	< 2.3
Total Petroleum Hydrocarbons (C10-C28) DRO	100	-	-	-	-	-	-	-	-	-	-
Total Petroleum Hydrocarbons (C9-C44) DRO	100	-	842	11.7 J	148	155	7.01 J	< 38.9	472	< 33.4	26.6 J
Total Petroleum Hydrocarbons (C28-C40)	-	-	-	-	-	-	-	-	-	-	-

NOTES

- Bold where detected; highlighted where exceeds
- Results reported in mg/kg
- mg/kg = milligrams per kilogram
- ft bgs = feet below ground surface
- = screening level not available/sample not analyzed
- < = not detected at the indicated reporting limit
- J = estimated value
- SVOCs = semi-volatile organic compounds
- TPH = total petroleum hydrocarbons
- 1. DC Tier 0 Standards from the Tier 0 Standard Final Rulemaking published at 40 DCR 7835, 7892 (November 12, 1993); as amended by Final Rulemaking published at 46 DCR 7699 (October 1, 1999)
- 2. United States Environmental Protection Agency (EPA) Regional Screening Level (RSL) Summary Table (January 2015)

TABLE 1
 SUMMARY OF SOIL SAMPLE ANALYTICAL RESULTS AND EXCEEDANCES - SVOCs AND TPH
 BUZZARD POINT DC UNITED SOCCER STADIUM DEVELOPMENT
 WASHINGTON, D.C.

Location	DC Tier 0 Soil Standards ¹	EPA Regional Screening Level for Industrial Soil ²	DP-054 07/10/2015 DP-054-SO-010-01 Primary 0.5 - 1	DP-054 07/10/2015 DP-054-SO-050-01 Primary 4.5 - 5	DP-054 07/10/2015 DP-054-SO-100-01 Primary 9.5 - 10	DP-054 07/10/2015 DP-054-SO-100-02 Duplicate 9.5 - 10	DP-055 07/10/2015 DP-055-SO-010-01 Primary 0.5 - 1	DP-055 07/10/2015 DP-055-SO-050-01 Primary 4.5 - 5	DP-055 07/10/2015 DP-055-SO-100-01 Primary 9.5 - 10	DP-058 07/10/2015 DP-058-SO-010-01 Primary 0.5 - 1	DP-058 07/10/2015 DP-058-SO-050-01 Primary 4.5 - 5
Semi-Volatile Organic Compounds (mg/kg)											
1,2,4-Trichlorobenzene	-	110	-	-	-	-	-	-	-	-	-
1,2-Dichlorobenzene	-	9300	-	-	-	-	-	-	-	-	-
1,3-Dichlorobenzene	-	-	-	-	-	-	-	-	-	-	-
1,4-Dichlorobenzene	-	11	-	-	-	-	-	-	-	-	-
1-Methylnaphthalene	-	73	-	-	-	-	-	-	-	-	-
2,2'-oxybis(1-Chloropropane)	-	22	-	-	-	-	-	-	-	-	-
2,4,5-Trichlorophenol	-	82000	-	-	-	-	-	-	-	-	-
2,4,6-Trichlorophenol	-	210	-	-	-	-	-	-	-	-	-
2,4-Dichlorophenol	-	2500	-	-	-	-	-	-	-	-	-
2,4-Dimethylphenol	-	16000	-	-	-	-	-	-	-	-	-
2,4-Dinitrophenol	-	1600	-	-	-	-	-	-	-	-	-
2,4-Dinitrotoluene	-	7.4	-	-	-	-	-	-	-	-	-
2,6-Dinitrotoluene	-	1.5	-	-	-	-	-	-	-	-	-
2-Chloronaphthalene	-	93000	< 0.37	< 0.18	< 0.19	< 0.19	< 0.19	< 0.18	< 0.20	< 0.19	< 0.18
2-Chlorophenol	-	5800	-	-	-	-	-	-	-	-	-
2-Methylnaphthalene	-	3000	< 0.44	< 0.21	< 0.23	0.064 J	< 0.23	< 0.22	< 0.24	< 0.23	< 0.22
2-Methylphenol	-	41000	-	-	-	-	-	-	-	-	-
2-Nitroaniline	-	8000	-	-	-	-	-	-	-	-	-
2-Nitrophenol	-	-	-	-	-	-	-	-	-	-	-
3&4-Methylphenol	-	-	-	-	-	-	-	-	-	-	-
3,3'-Dichlorobenzidine	-	5.1	-	-	-	-	-	-	-	-	-
3-Nitroaniline	-	-	-	-	-	-	-	-	-	-	-
4,6-Dinitro-2-methylphenol	-	66	-	-	-	-	-	-	-	-	-
4-Bromophenyl phenyl ether	-	-	-	-	-	-	-	-	-	-	-
4-Chloro-3-methylphenol	-	82000	-	-	-	-	-	-	-	-	-
4-Chloroaniline	-	12	-	-	-	-	-	-	-	-	-
4-Chlorophenyl phenyl ether	-	-	-	-	-	-	-	-	-	-	-
4-Nitroaniline	-	120	-	-	-	-	-	-	-	-	-
4-Nitrophenol	-	-	-	-	-	-	-	-	-	-	-
Acenaphthene	-	45000	0.085 J	< 0.14	< 0.15	< 0.15	< 0.16	< 0.15	< 0.16	< 0.15	< 0.15
Acenaphthylene	-	-	0.13 J	< 0.14	< 0.15	< 0.15	< 0.16	< 0.15	< 0.16	< 0.15	< 0.15
Aniline	-	410	-	-	-	-	-	-	-	-	-
Anthracene	-	230000	0.23	< 0.11	0.048 J	0.065 J	< 0.12	< 0.11	< 0.12	< 0.11	< 0.11
Benzo(a)anthracene	-	2.9	0.59	0.043 J	0.24	0.24	< 0.12	< 0.11	0.16	0.15	< 0.11
Benzo(a)pyrene	-	0.29	0.53	< 0.14	0.23	0.23	< 0.16	< 0.15	0.16	0.14 J	< 0.15
Benzo(b)fluoranthene	-	2.9	0.71	0.052 J	0.3	0.3	< 0.12	0.039 J	0.21	0.2	< 0.11
Benzo(g,h,i)perylene	-	-	0.36	< 0.14	0.13 J	0.14 J	< 0.16	< 0.15	0.086 J	0.093 J	< 0.15
Benzo(k)fluoranthene	-	29	0.27	< 0.11	0.12	0.11	< 0.12	< 0.11	0.088 J	0.070 J	< 0.11
Benzoic acid	-	3.30E+06	-	-	-	-	-	-	-	-	-
Benzyl Alcohol	-	82000	-	-	-	-	-	-	-	-	-
bis(2-Chloroethoxy)methane	-	2500	-	-	-	-	-	-	-	-	-
bis(2-Chloroethyl)ether	-	1	-	-	-	-	-	-	-	-	-
bis(2-Ethylhexyl)phthalate	-	160	-	-	-	-	-	-	-	-	-
Butyl benzylphthalate	-	1200	-	-	-	-	-	-	-	-	-

TABLE 1
 SUMMARY OF SOIL SAMPLE ANALYTICAL RESULTS AND EXCEEDANCES - SVOCs AND TPH
 BUZZARD POINT DC UNITED SOCCER STADIUM DEVELOPMENT
 WASHINGTON, D.C.

Location			DP-054	DP-054	DP-054	DP-054	DP-055	DP-055	DP-055	DP-058	DP-058
Sample Date			07/10/2015	07/10/2015	07/10/2015	07/10/2015	07/10/2015	07/10/2015	07/10/2015	07/10/2015	07/10/2015
Sample Name	DC Tier 0 Soil Standards ¹	EPA Regional Screening Level for Industrial Soil ²	DP-054-SO-010-01	DP-054-SO-050-01	DP-054-SO-100-01	DP-054-SO-100-02	DP-055-SO-010-01	DP-055-SO-050-01	DP-055-SO-100-01	DP-058-SO-010-01	DP-058-SO-050-01
Sample Type			Primary	Primary	Primary	Duplicate	Primary	Primary	Primary	Primary	Primary
Sample Depth Interval (ft bgs)			0.5 - 1	4.5 - 5	9.5 - 10	9.5 - 10	0.5 - 1	4.5 - 5	9.5 - 10	0.5 - 1	4.5 - 5
Chrysene	-	290	0.62	0.047 J	0.26	0.24	< 0.12	< 0.11	0.18	0.16	< 0.11
Dibenz(a,h)anthracene	-	0.29	0.082 J	< 0.11	0.037 J	0.037 J	< 0.12	< 0.11	< 0.12	< 0.11	< 0.11
Dibenzofuran	-	1000	-	-	-	-	-	-	-	-	-
Diethyl phthalate	-	660000	-	-	-	-	-	-	-	-	-
Dimethyl phthalate	-	-	-	-	-	-	-	-	-	-	-
Di-n-butylphthalate	-	82000	-	-	-	-	-	-	-	-	-
Di-n-octyl phthalate	-	8200	-	-	-	-	-	-	-	-	-
Fluoranthene	-	30000	1.2	0.058 J	0.39	0.39	< 0.12	0.054 J	0.25	0.23	< 0.11
Fluorene	-	30000	< 0.37	< 0.18	< 0.19	< 0.19	< 0.19	< 0.18	< 0.20	< 0.19	< 0.18
Hexachlorobenzene	-	1.4	-	-	-	-	-	-	-	-	-
Hexachlorobutadiene	-	30	-	-	-	-	-	-	-	-	-
Hexachlorocyclopentadiene	-	4900	-	-	-	-	-	-	-	-	-
Hexachloroethane	-	58	-	-	-	-	-	-	-	-	-
Indeno(1,2,3-cd)pyrene	-	2.9	0.38	< 0.14	0.15	0.15	< 0.16	< 0.15	0.11 J	0.099 J	< 0.15
Isophorone	-	2400	-	-	-	-	-	-	-	-	-
Naphthalene	-	17	< 0.37	< 0.18	< 0.19	0.080 J	< 0.19	< 0.18	< 0.20	< 0.19	< 0.18
Nitrobenzene	-	22	-	-	-	-	-	-	-	-	-
N-Nitrosodimethylamine	-	0.045	-	-	-	-	-	-	-	-	-
N-Nitrosodi-n-propylamine	-	0.33	-	-	-	-	-	-	-	-	-
N-Nitrosodiphenylamine	-	470	-	-	-	-	-	-	-	-	-
Pentachlorophenol	-	4	-	-	-	-	-	-	-	-	-
Phenanthrene	-	-	0.92	< 0.11	0.2	0.26	< 0.12	< 0.11	0.10 J	0.084 J	< 0.11
Phenol	-	250000	-	-	-	-	-	-	-	-	-
Pyrene	-	23000	0.99	0.062 J	0.35	0.34	< 0.12	0.050 J	0.21	0.21	< 0.11
Total Petroleum Hydrocarbons (mg/kg)											
Gasoline Range Organics (C6-C10)	100	-	9.8	2.3 J	< 2.9	< 2.7	< 2.9	< 2.7	< 2.8	< 2.7	< 2.7
Total Petroleum Hydrocarbons (C10-C28) DRO	100	-	-	-	-	-	-	-	-	-	-
Total Petroleum Hydrocarbons (C9-C44) DRO	100	-	2,850	5.3 J	112	104	9.18 J	17.1 J	579	30.2 J	6.25 J
Total Petroleum Hydrocarbons (C28-C40)	-	-	-	-	-	-	-	-	-	-	-

NOTES

- Bold where detected; highlighted where exceeds
- Results reported in mg/kg
- mg/kg = milligrams per kilogram
- ft bgs = feet below ground surface
- = screening level not available/sample not analyzed
- < = not detected at the indicated reporting limit
- J = estimated value
- SVOCs = semi-volatile organic compounds
- TPH = total petroleum hydrocarbons
- 1. DC Tier 0 Standards from the Tier 0 Standard Final Rulemaking published at 40 DCR 7835, 7892 (November 12, 1993); as amended by Final Rulemaking published at 46 DCR 7699 (October 1, 1999)
- 2. United States Environmental Protection Agency (EPA) Regional Screening Level (RSL) Summary Table (January 2015)

TABLE 1
 SUMMARY OF SOIL SAMPLE ANALYTICAL RESULTS AND EXCEEDANCES - SVOCs AND TPH
 BUZZARD POINT DC UNITED SOCCER STADIUM DEVELOPMENT
 WASHINGTON, D.C.

Location	DC Tier 0 Soil Standards ¹	EPA Regional Screening Level for Industrial Soil ²	DP-058 07/10/2015 DP-058-SO-100-01 Primary 9.5 - 10	DP-059 07/10/2015 DP-059-SO-010-01 Primary 0.5 - 1	DP-059 07/10/2015 DP-059-SO-010-02 Duplicate 0.5 - 1	DP-059 07/10/2015 DP-059-SO-050-01 Primary 4.5 - 5	DP-059 07/10/2015 DP-059-SO-100-01 Primary 9.5 - 10	DP-061 07/10/2015 DP-061-SO-010-01 Primary 0.5 - 1	DP-061 07/10/2015 DP-061-SO-050-01 Primary 4.5 - 5	DP-061 07/10/2015 DP-061-SO-050-02 Duplicate 4.5 - 5	DP-061 07/10/2015 DP-061-SO-100-01 Primary 9.5 - 10
Semi-Volatile Organic Compounds (mg/kg)											
1,2,4-Trichlorobenzene	-	110	-	-	-	-	-	-	-	-	-
1,2-Dichlorobenzene	-	9300	-	-	-	-	-	-	-	-	-
1,3-Dichlorobenzene	-	-	-	-	-	-	-	-	-	-	-
1,4-Dichlorobenzene	-	11	-	-	-	-	-	-	-	-	-
1-Methylnaphthalene	-	73	-	-	-	-	-	-	-	-	-
2,2'-oxybis(1-Chloropropane)	-	22	-	-	-	-	-	-	-	-	-
2,4,5-Trichlorophenol	-	82000	-	-	-	-	-	-	-	-	-
2,4,6-Trichlorophenol	-	210	-	-	-	-	-	-	-	-	-
2,4-Dichlorophenol	-	2500	-	-	-	-	-	-	-	-	-
2,4-Dimethylphenol	-	16000	-	-	-	-	-	-	-	-	-
2,4-Dinitrophenol	-	1600	-	-	-	-	-	-	-	-	-
2,4-Dinitrotoluene	-	7.4	-	-	-	-	-	-	-	-	-
2,6-Dinitrotoluene	-	1.5	-	-	-	-	-	-	-	-	-
2-Chloronaphthalene	-	93000	< 0.19	< 0.18	< 0.18	< 0.19	< 0.19	< 0.19	< 0.20	< 0.20	< 0.20
2-Chlorophenol	-	5800	-	-	-	-	-	-	-	-	-
2-Methylnaphthalene	-	3000	< 0.23	< 0.22	< 0.22	< 0.23	< 0.23	< 0.23	< 0.24	< 0.24	< 0.24
2-Methylphenol	-	41000	-	-	-	-	-	-	-	-	-
2-Nitroaniline	-	8000	-	-	-	-	-	-	-	-	-
2-Nitrophenol	-	-	-	-	-	-	-	-	-	-	-
3&4-Methylphenol	-	-	-	-	-	-	-	-	-	-	-
3,3'-Dichlorobenzidine	-	5.1	-	-	-	-	-	-	-	-	-
3-Nitroaniline	-	-	-	-	-	-	-	-	-	-	-
4,6-Dinitro-2-methylphenol	-	66	-	-	-	-	-	-	-	-	-
4-Bromophenyl phenyl ether	-	-	-	-	-	-	-	-	-	-	-
4-Chloro-3-methylphenol	-	82000	-	-	-	-	-	-	-	-	-
4-Chloroaniline	-	12	-	-	-	-	-	-	-	-	-
4-Chlorophenyl phenyl ether	-	-	-	-	-	-	-	-	-	-	-
4-Nitroaniline	-	120	-	-	-	-	-	-	-	-	-
4-Nitrophenol	-	-	-	-	-	-	-	-	-	-	-
Acenaphthene	-	45000	< 0.15	< 0.15	< 0.14	< 0.15	< 0.15	< 0.15	0.086 J	< 0.16	< 0.16
Acenaphthylene	-	-	< 0.15	< 0.15	< 0.14	< 0.15	< 0.15	< 0.15	< 0.16	< 0.16	< 0.16
Aniline	-	410	-	-	-	-	-	-	-	-	-
Anthracene	-	230000	< 0.11	< 0.11	< 0.11	0.080 J	< 0.12	< 0.11	0.24	< 0.12	< 0.12
Benzo(a)anthracene	-	2.9	< 0.11	0.044 J	0.052 J	0.29	< 0.12	0.057 J	0.4	0.055 J	< 0.12
Benzo(a)pyrene	-	0.29	< 0.15	0.046 J	0.052 J	0.25	< 0.15	0.060 J	0.28	0.054 J	< 0.16
Benzo(b)fluoranthene	-	2.9	< 0.11	0.066 J	0.066 J	0.3	< 0.12	0.051 J	0.22	0.047 J	< 0.12
Benzo(g,h,i)perylene	-	-	< 0.15	< 0.15	< 0.14	0.12 J	< 0.15	0.039 J	0.12 J	< 0.16	< 0.16
Benzo(k)fluoranthene	-	29	< 0.11	< 0.11	< 0.11	0.16	< 0.12	0.048 J	0.26	0.050 J	< 0.12
Benzoic acid	-	3.30E+06	-	-	-	-	-	-	-	-	-
Benzyl Alcohol	-	82000	-	-	-	-	-	-	-	-	-
bis(2-Chloroethoxy)methane	-	2500	-	-	-	-	-	-	-	-	-
bis(2-Chloroethyl)ether	-	1	-	-	-	-	-	-	-	-	-
bis(2-Ethylhexyl)phthalate	-	160	-	-	-	-	-	-	-	-	-
Butyl benzylphthalate	-	1200	-	-	-	-	-	-	-	-	-

TABLE 1
 SUMMARY OF SOIL SAMPLE ANALYTICAL RESULTS AND EXCEEDANCES - SVOCs AND TPH
 BUZZARD POINT DC UNITED SOCCER STADIUM DEVELOPMENT
 WASHINGTON, D.C.

Location	DC Tier 0 Soil Standards ¹	EPA Regional Screening Level for Industrial Soil ²	DP-058 07/10/2015 DP-058-SO-100-01 Primary 9.5 - 10	DP-059 07/10/2015 DP-059-SO-010-01 Primary 0.5 - 1	DP-059 07/10/2015 DP-059-SO-010-02 Duplicate 0.5 - 1	DP-059 07/10/2015 DP-059-SO-050-01 Primary 4.5 - 5	DP-059 07/10/2015 DP-059-SO-100-01 Primary 9.5 - 10	DP-061 07/10/2015 DP-061-SO-010-01 Primary 0.5 - 1	DP-061 07/10/2015 DP-061-SO-050-01 Primary 4.5 - 5	DP-061 07/10/2015 DP-061-SO-050-02 Duplicate 4.5 - 5	DP-061 07/10/2015 DP-061-SO-100-01 Primary 9.5 - 10
Chrysene	-	290	< 0.11	0.045 J	0.050 J	0.29	< 0.12	0.064 J	0.36	0.053 J	< 0.12
Dibenz(a,h)anthracene	-	0.29	< 0.11	< 0.11	< 0.11	0.042 J	< 0.12	< 0.11	0.056 J	< 0.12	< 0.12
Dibenzofuran	-	1000	-	-	-	-	-	-	-	-	-
Diethyl phthalate	-	660000	-	-	-	-	-	-	-	-	-
Dimethyl phthalate	-	-	-	-	-	-	-	-	-	-	-
Di-n-butylphthalate	-	82000	-	-	-	-	-	-	-	-	-
Di-n-octyl phthalate	-	8200	-	-	-	-	-	-	-	-	-
Fluoranthene	-	30000	< 0.11	0.051 J	0.066 J	0.48	< 0.12	0.10 J	0.7	0.080 J	< 0.12
Fluorene	-	30000	< 0.19	< 0.18	< 0.18	< 0.19	< 0.19	< 0.19	0.10 J	< 0.20	< 0.20
Hexachlorobenzene	-	1.4	-	-	-	-	-	-	-	-	-
Hexachlorobutadiene	-	30	-	-	-	-	-	-	-	-	-
Hexachlorocyclopentadiene	-	4900	-	-	-	-	-	-	-	-	-
Hexachloroethane	-	58	-	-	-	-	-	-	-	-	-
Indeno(1,2,3-cd)pyrene	-	2.9	< 0.15	< 0.15	< 0.14	0.16	< 0.15	< 0.15	0.13 J	< 0.16	< 0.16
Isophorone	-	2400	-	-	-	-	-	-	-	-	-
Naphthalene	-	17	< 0.19	< 0.18	< 0.18	< 0.19	< 0.19	< 0.19	< 0.20	< 0.20	< 0.20
Nitrobenzene	-	22	-	-	-	-	-	-	-	-	-
N-Nitrosodimethylamine	-	0.045	-	-	-	-	-	-	-	-	-
N-Nitrosodi-n-propylamine	-	0.33	-	-	-	-	-	-	-	-	-
N-Nitrosodiphenylamine	-	470	-	-	-	-	-	-	-	-	-
Pentachlorophenol	-	4	-	-	-	-	-	-	-	-	-
Phenanthrene	-	-	< 0.11	< 0.11	< 0.11	0.35	< 0.12	0.074 J	0.66	< 0.12	< 0.12
Phenol	-	250000	-	-	-	-	-	-	-	-	-
Pyrene	-	23000	< 0.11	0.044 J	0.061 J	0.4	< 0.12	0.092 J	0.58	0.076 J	< 0.12
Total Petroleum Hydrocarbons (mg/kg)											
Gasoline Range Organics (C6-C10)	100	-	< 2.7	< 2.7	< 2.8	< 2.9	< 2.7	< 2.8	60	57	3.6
Total Petroleum Hydrocarbons (C10-C28) DRO	100	-	-	-	-	-	-	-	-	-	-
Total Petroleum Hydrocarbons (C9-C44) DRO	100	-	4.84 J	18.2 J	13.3 J	254	158	37.2 J	291	230	60
Total Petroleum Hydrocarbons (C28-C40)	-	-	-	-	-	-	-	-	-	-	-

NOTES

- Bold where detected; highlighted where exceeds
- Results reported in mg/kg
- mg/kg = milligrams per kilogram
- ft bgs = feet below ground surface
- = screening level not available/sample not analyzed
- < = not detected at the indicated reporting limit
- J = estimated value
- SVOCs = semi-volatile organic compounds
- TPH = total petroleum hydrocarbons
- 1. DC Tier 0 Standards from the Tier 0 Standard Final Rulemaking published at 40 DCR 7835, 7892 (November 12, 1993); as amended by Final Rulemaking published at 46 DCR 7699 (October 1, 1999)
- 2. United States Environmental Protection Agency (EPA) Regional Screening Level (RSL) Summary Table (January 2015)

TABLE 1
 SUMMARY OF SOIL SAMPLE ANALYTICAL RESULTS AND EXCEEDANCES - SVOCs AND TPH
 BUZZARD POINT DC UNITED SOCCER STADIUM DEVELOPMENT
 WASHINGTON, D.C.

Location	DC Tier 0 Soil Standards ¹	EPA Regional Screening Level for Industrial Soil ²	DP-063 07/10/2015 DP-063-SO-010-01 Primary 0.5 - 1	DP-063 07/10/2015 DP-063-SO-050-01 Primary 4.5 - 5	DP-063 07/10/2015 DP-063-SO-100-01 Primary 9.5 - 10	DP-064 07/10/2015 DP-064-SO-010-01 Primary 0.5 - 1	DP-064 07/10/2015 DP-064-SO-050-01 Primary 4.5 - 5	DP-064 07/10/2015 DP-064-SO-100-01 Primary 9.5 - 10	DP-064 07/10/2015 DP-064-SO-100-02 Duplicate 9.5 - 10	DP-065 07/13/2015 DP-065-SO-010-01 Primary 0.5 - 1	DP-065 07/13/2015 DP-065-SO-050-01 Primary 4.5 - 5
Semi-Volatile Organic Compounds (mg/kg)											
1,2,4-Trichlorobenzene	-	110	-	-	-	-	-	-	-	-	-
1,2-Dichlorobenzene	-	9300	-	-	-	-	-	-	-	-	-
1,3-Dichlorobenzene	-	-	-	-	-	-	-	-	-	-	-
1,4-Dichlorobenzene	-	11	-	-	-	-	-	-	-	-	-
1-Methylnaphthalene	-	73	-	-	-	-	-	-	-	-	-
2,2'-oxybis(1-Chloropropane)	-	22	-	-	-	-	-	-	-	-	-
2,4,5-Trichlorophenol	-	82000	-	-	-	-	-	-	-	-	-
2,4,6-Trichlorophenol	-	210	-	-	-	-	-	-	-	-	-
2,4-Dichlorophenol	-	2500	-	-	-	-	-	-	-	-	-
2,4-Dimethylphenol	-	16000	-	-	-	-	-	-	-	-	-
2,4-Dinitrophenol	-	1600	-	-	-	-	-	-	-	-	-
2,4-Dinitrotoluene	-	7.4	-	-	-	-	-	-	-	-	-
2,6-Dinitrotoluene	-	1.5	-	-	-	-	-	-	-	-	-
2-Chloronaphthalene	-	93000	< 0.19	< 0.19	< 0.19	< 0.19	< 0.18	< 0.19	< 0.20	< 0.18	-
2-Chlorophenol	-	5800	-	-	-	-	-	-	-	-	-
2-Methylnaphthalene	-	3000	< 0.23	< 0.23	< 0.23	< 0.22	< 0.21	< 0.23	< 0.24	< 0.22	-
2-Methylphenol	-	41000	-	-	-	-	-	-	-	-	-
2-Nitroaniline	-	8000	-	-	-	-	-	-	-	-	-
2-Nitrophenol	-	-	-	-	-	-	-	-	-	-	-
3&4-Methylphenol	-	-	-	-	-	-	-	-	-	-	-
3,3'-Dichlorobenzidine	-	5.1	-	-	-	-	-	-	-	-	-
3-Nitroaniline	-	-	-	-	-	-	-	-	-	-	-
4,6-Dinitro-2-methylphenol	-	66	-	-	-	-	-	-	-	-	-
4-Bromophenyl phenyl ether	-	-	-	-	-	-	-	-	-	-	-
4-Chloro-3-methylphenol	-	82000	-	-	-	-	-	-	-	-	-
4-Chloroaniline	-	12	-	-	-	-	-	-	-	-	-
4-Chlorophenyl phenyl ether	-	-	-	-	-	-	-	-	-	-	-
4-Nitroaniline	-	120	-	-	-	-	-	-	-	-	-
4-Nitrophenol	-	-	-	-	-	-	-	-	-	-	-
Acenaphthene	-	45000	< 0.15	< 0.15	< 0.16	< 0.15	< 0.14	< 0.16	< 0.16	< 0.15	-
Acenaphthylene	-	-	< 0.15	< 0.15	< 0.16	< 0.15	< 0.14	< 0.16	< 0.16	< 0.15	-
Aniline	-	410	-	-	-	-	-	-	-	-	-
Anthracene	-	230000	< 0.11	< 0.12	< 0.12	< 0.11	< 0.11	< 0.12	< 0.12	< 0.11	-
Benzo(a)anthracene	-	2.9	< 0.11	< 0.12	< 0.12	0.090 J	< 0.11	< 0.12	< 0.12	0.068 J	-
Benzo(a)pyrene	-	0.29	< 0.15	< 0.15	< 0.16	0.086 J	< 0.14	< 0.16	< 0.16	0.060 J	-
Benzo(b)fluoranthene	-	2.9	0.040 J	< 0.12	< 0.12	0.11	< 0.11	< 0.12	< 0.12	0.078 J	-
Benzo(g,h,i)perylene	-	-	< 0.15	< 0.15	< 0.16	0.059 J	< 0.14	< 0.16	< 0.16	< 0.15	-
Benzo(k)fluoranthene	-	29	< 0.11	< 0.12	< 0.12	0.040 J	< 0.11	< 0.12	< 0.12	< 0.11	-
Benzoic acid	-	3.30E+06	-	-	-	-	-	-	-	-	-
Benzyl Alcohol	-	82000	-	-	-	-	-	-	-	-	-
bis(2-Chloroethoxy)methane	-	2500	-	-	-	-	-	-	-	-	-
bis(2-Chloroethyl)ether	-	1	-	-	-	-	-	-	-	-	-
bis(2-Ethylhexyl)phthalate	-	160	-	-	-	-	-	-	-	-	-
Butyl benzylphthalate	-	1200	-	-	-	-	-	-	-	-	-

TABLE 1
 SUMMARY OF SOIL SAMPLE ANALYTICAL RESULTS AND EXCEEDANCES - SVOCs AND TPH
 BUZZARD POINT DC UNITED SOCCER STADIUM DEVELOPMENT
 WASHINGTON, D.C.

Location Sample Date Sample Name Sample Type Sample Depth Interval (ft bgs)	DC Tier 0 Soil Standards ¹	EPA Regional Screening Level for Industrial Soil ²	DP-063 07/10/2015 DP-063-SO-010-01 Primary 0.5 - 1	DP-063 07/10/2015 DP-063-SO-050-01 Primary 4.5 - 5	DP-063 07/10/2015 DP-063-SO-100-01 Primary 9.5 - 10	DP-064 07/10/2015 DP-064-SO-010-01 Primary 0.5 - 1	DP-064 07/10/2015 DP-064-SO-050-01 Primary 4.5 - 5	DP-064 07/10/2015 DP-064-SO-100-01 Primary 9.5 - 10	DP-064 07/10/2015 DP-064-SO-100-02 Duplicate 9.5 - 10	DP-065 07/13/2015 DP-065-SO-010-01 Primary 0.5 - 1	DP-065 07/13/2015 DP-065-SO-050-01 Primary 4.5 - 5
Chrysene	-	290	< 0.11	< 0.12	< 0.12	0.090 J	< 0.11	< 0.12	< 0.12	0.069 J	-
Dibenz(a,h)anthracene	-	0.29	< 0.11	< 0.12	< 0.12	< 0.11	< 0.11	< 0.12	< 0.12	< 0.11	-
Dibenzofuran	-	1000	-	-	-	-	-	-	-	-	-
Diethyl phthalate	-	660000	-	-	-	-	-	-	-	-	-
Dimethyl phthalate	-	-	-	-	-	-	-	-	-	-	-
Di-n-butylphthalate	-	82000	-	-	-	-	-	-	-	-	-
Di-n-octyl phthalate	-	8200	-	-	-	-	-	-	-	-	-
Fluoranthene	-	30000	0.051 J	< 0.12	< 0.12	0.15	< 0.11	< 0.12	< 0.12	0.12	-
Fluorene	-	30000	< 0.19	< 0.19	< 0.19	< 0.19	< 0.18	< 0.19	< 0.20	< 0.18	-
Hexachlorobenzene	-	1.4	-	-	-	-	-	-	-	-	-
Hexachlorobutadiene	-	30	-	-	-	-	-	-	-	-	-
Hexachlorocyclopentadiene	-	4900	-	-	-	-	-	-	-	-	-
Hexachloroethane	-	58	-	-	-	-	-	-	-	-	-
Indeno(1,2,3-cd)pyrene	-	2.9	< 0.15	< 0.15	< 0.16	0.059 J	< 0.14	< 0.16	< 0.16	< 0.15	-
Isophorone	-	2400	-	-	-	-	-	-	-	-	-
Naphthalene	-	17	< 0.19	< 0.19	< 0.19	< 0.19	< 0.18	< 0.19	< 0.20	< 0.18	-
Nitrobenzene	-	22	-	-	-	-	-	-	-	-	-
N-Nitrosodimethylamine	-	0.045	-	-	-	-	-	-	-	-	-
N-Nitrosodi-n-propylamine	-	0.33	-	-	-	-	-	-	-	-	-
N-Nitrosodiphenylamine	-	470	-	-	-	-	-	-	-	-	-
Pentachlorophenol	-	4	-	-	-	-	-	-	-	-	-
Phenanthrene	-	-	< 0.11	< 0.12	< 0.12	0.071 J	< 0.11	< 0.12	< 0.12	0.053 J	-
Phenol	-	250000	-	-	-	-	-	-	-	-	-
Pyrene	-	23000	0.051 J	0.042 J	< 0.12	0.14	< 0.11	< 0.12	< 0.12	0.10 J	-
Total Petroleum Hydrocarbons (mg/kg)											
Gasoline Range Organics (C6-C10)	100	-	< 2.8	< 2.9	< 2.5	< 2.7	< 2.7	< 2.6	< 3.0	< 2.8	< 2.7
Total Petroleum Hydrocarbons (C10-C28) DRO	100	-	-	-	-	-	-	-	-	-	-
Total Petroleum Hydrocarbons (C9-C44) DRO	100	-	30.6 J	14.1 J	5.94 J	21.7 J	6.06 J	26 J	21.6 J	264	4.39 J
Total Petroleum Hydrocarbons (C28-C40)	-	-	-	-	-	-	-	-	-	-	-

NOTES

- Bold where detected; highlighted where exceeds
- Results reported in mg/kg
- mg/kg = milligrams per kilogram
- ft bgs = feet below ground surface
- = screening level not available/sample not analyzed
- < = not detected at the indicated reporting limit
- J = estimated value
- SVOCs = semi-volatile organic compounds
- TPH = total petroleum hydrocarbons
- 1. DC Tier 0 Standards from the Tier 0 Standard Final Rulemaking published at 40 DCR 7835, 7892 (November 12, 1993); as amended by Final Rulemaking published at 46 DCR 7699 (October 1, 1999)
- 2. United States Environmental Protection Agency (EPA) Regional Screening Level (RSL) Summary Table (January 2015)

TABLE 1
 SUMMARY OF SOIL SAMPLE ANALYTICAL RESULTS AND EXCEEDANCES - SVOCs AND TPH
 BUZZARD POINT DC UNITED SOCCER STADIUM DEVELOPMENT
 WASHINGTON, D.C.

Location	DC Tier 0 Soil Standards ¹	EPA Regional Screening Level for Industrial Soil ²	DP-065 07/13/2015 DP-065-SO-100-01 Primary 9.5 - 10	DP-066 07/13/2015 DP-066-SO-010-01 Primary 0.5 - 1	DP-066 07/13/2015 DP-066-SO-050-01 Primary 4.5 - 5	DP-066 07/13/2015 DP-066-SO-100-01 Primary 9.5 - 10	DP-067 07/13/2015 DP-067-SO-010-01 Primary 0.5 - 1	DP-067 07/13/2015 DP-067-SO-050-01 Primary 4.5 - 5	DP-067 07/13/2015 DP-067-SO-100-01 Primary 9.5 - 10	DP-068 07/13/2015 DP-068-SO-010-01 Primary 0.5 - 1	DP-068 07/13/2015 DP-068-SO-050-01 Primary 4.5 - 5
Semi-Volatile Organic Compounds (mg/kg)											
1,2,4-Trichlorobenzene	-	110	-	-	-	-	-	-	-	-	-
1,2-Dichlorobenzene	-	9300	-	-	-	-	-	-	-	-	-
1,3-Dichlorobenzene	-	-	-	-	-	-	-	-	-	-	-
1,4-Dichlorobenzene	-	11	-	-	-	-	-	-	-	-	-
1-Methylnaphthalene	-	73	-	-	-	-	-	-	-	-	-
2,2'-oxybis(1-Chloropropane)	-	22	-	-	-	-	-	-	-	-	-
2,4,5-Trichlorophenol	-	82000	-	-	-	-	-	-	-	-	-
2,4,6-Trichlorophenol	-	210	-	-	-	-	-	-	-	-	-
2,4-Dichlorophenol	-	2500	-	-	-	-	-	-	-	-	-
2,4-Dimethylphenol	-	16000	-	-	-	-	-	-	-	-	-
2,4-Dinitrophenol	-	1600	-	-	-	-	-	-	-	-	-
2,4-Dinitrotoluene	-	7.4	-	-	-	-	-	-	-	-	-
2,6-Dinitrotoluene	-	1.5	-	-	-	-	-	-	-	-	-
2-Chloronaphthalene	-	93000	-	< 0.19	< 0.19	< 0.20	< 0.19	< 0.20	< 0.20	< 0.19	< 0.20
2-Chlorophenol	-	5800	-	-	-	-	-	-	-	-	-
2-Methylnaphthalene	-	3000	-	< 0.23	0.15 J	< 0.24	< 0.23	< 0.24	< 0.24	< 0.23	< 0.24
2-Methylphenol	-	41000	-	-	-	-	-	-	-	-	-
2-Nitroaniline	-	8000	-	-	-	-	-	-	-	-	-
2-Nitrophenol	-	-	-	-	-	-	-	-	-	-	-
3&4-Methylphenol	-	-	-	-	-	-	-	-	-	-	-
3,3'-Dichlorobenzidine	-	5.1	-	-	-	-	-	-	-	-	-
3-Nitroaniline	-	-	-	-	-	-	-	-	-	-	-
4,6-Dinitro-2-methylphenol	-	66	-	-	-	-	-	-	-	-	-
4-Bromophenyl phenyl ether	-	-	-	-	-	-	-	-	-	-	-
4-Chloro-3-methylphenol	-	82000	-	-	-	-	-	-	-	-	-
4-Chloroaniline	-	12	-	-	-	-	-	-	-	-	-
4-Chlorophenyl phenyl ether	-	-	-	-	-	-	-	-	-	-	-
4-Nitroaniline	-	120	-	-	-	-	-	-	-	-	-
4-Nitrophenol	-	-	-	-	-	-	-	-	-	-	-
Acenaphthene	-	45000	-	< 0.15	< 0.16	< 0.16	< 0.15	< 0.16	< 0.16	< 0.15	< 0.16
Acenaphthylene	-	-	-	0.053 J	< 0.16	< 0.16	< 0.15	< 0.16	< 0.16	< 0.15	< 0.16
Aniline	-	410	-	-	-	-	-	-	-	-	-
Anthracene	-	230000	-	0.060 J	0.046 J	< 0.12	< 0.12	0.065 J	< 0.12	< 0.12	< 0.12
Benzo(a)anthracene	-	2.9	-	0.33	0.15	< 0.12	0.059 J	0.28	< 0.12	0.17	< 0.12
Benzo(a)pyrene	-	0.29	-	0.32	0.14 J	< 0.16	0.062 J	0.28	< 0.16	0.16	< 0.16
Benzo(b)fluoranthene	-	2.9	-	0.27	0.12	< 0.12	0.054 J	0.23	< 0.12	0.14	< 0.12
Benzo(g,h,i)perylene	-	-	-	0.17	0.083 J	< 0.16	0.044 J	0.16	< 0.16	0.083 J	< 0.16
Benzo(k)fluoranthene	-	29	-	0.28	0.14	< 0.12	0.053 J	0.23	< 0.12	0.15	< 0.12
Benzoic acid	-	3.30E+06	-	-	-	-	-	-	-	-	-
Benzyl Alcohol	-	82000	-	-	-	-	-	-	-	-	-
bis(2-Chloroethoxy)methane	-	2500	-	-	-	-	-	-	-	-	-
bis(2-Chloroethyl)ether	-	1	-	-	-	-	-	-	-	-	-
bis(2-Ethylhexyl)phthalate	-	160	-	-	-	-	-	-	-	-	-
Butyl benzylphthalate	-	1200	-	-	-	-	-	-	-	-	-

TABLE 1
 SUMMARY OF SOIL SAMPLE ANALYTICAL RESULTS AND EXCEEDANCES - SVOCs AND TPH
 BUZZARD POINT DC UNITED SOCCER STADIUM DEVELOPMENT
 WASHINGTON, D.C.

Location Sample Date Sample Name Sample Type Sample Depth Interval (ft bgs)	DC Tier 0 Soil Standards ¹	EPA Regional Screening Level for Industrial Soil ²	DP-065 07/13/2015 DP-065-SO-100-01 Primary 9.5 - 10	DP-066 07/13/2015 DP-066-SO-010-01 Primary 0.5 - 1	DP-066 07/13/2015 DP-066-SO-050-01 Primary 4.5 - 5	DP-066 07/13/2015 DP-066-SO-100-01 Primary 9.5 - 10	DP-067 07/13/2015 DP-067-SO-010-01 Primary 0.5 - 1	DP-067 07/13/2015 DP-067-SO-050-01 Primary 4.5 - 5	DP-067 07/13/2015 DP-067-SO-100-01 Primary 9.5 - 10	DP-068 07/13/2015 DP-068-SO-010-01 Primary 0.5 - 1	DP-068 07/13/2015 DP-068-SO-050-01 Primary 4.5 - 5
Chrysene	-	290	-	0.33	0.16	< 0.12	0.061 J	0.28	< 0.12	0.17	< 0.12
Dibenz(a,h)anthracene	-	0.29	-	0.070 J	< 0.12	< 0.12	< 0.12	0.072 J	< 0.12	< 0.12	< 0.12
Dibenzofuran	-	1000	-	-	-	-	-	-	-	-	-
Diethyl phthalate	-	660000	-	-	-	-	-	-	-	-	-
Dimethyl phthalate	-	-	-	-	-	-	-	-	-	-	-
Di-n-butylphthalate	-	82000	-	-	-	-	-	-	-	-	-
Di-n-octyl phthalate	-	8200	-	-	-	-	-	-	-	-	-
Fluoranthene	-	30000	-	0.51	0.28	< 0.12	0.088 J	0.46	< 0.12	0.26	< 0.12
Fluorene	-	30000	-	< 0.19	< 0.19	< 0.20	< 0.19	< 0.20	< 0.20	< 0.19	< 0.20
Hexachlorobenzene	-	1.4	-	-	-	-	-	-	-	-	-
Hexachlorobutadiene	-	30	-	-	-	-	-	-	-	-	-
Hexachlorocyclopentadiene	-	4900	-	-	-	-	-	-	-	-	-
Hexachloroethane	-	58	-	-	-	-	-	-	-	-	-
Indeno(1,2,3-cd)pyrene	-	2.9	-	0.17	0.082 J	< 0.16	< 0.15	0.15 J	< 0.16	0.080 J	< 0.16
Isophorone	-	2400	-	-	-	-	-	-	-	-	-
Naphthalene	-	17	-	< 0.19	0.15 J	< 0.20	< 0.19	< 0.20	< 0.20	< 0.19	< 0.20
Nitrobenzene	-	22	-	-	-	-	-	-	-	-	-
N-Nitrosodimethylamine	-	0.045	-	-	-	-	-	-	-	-	-
N-Nitrosodi-n-propylamine	-	0.33	-	-	-	-	-	-	-	-	-
N-Nitrosodiphenylamine	-	470	-	-	-	-	-	-	-	-	-
Pentachlorophenol	-	4	-	-	-	-	-	-	-	-	-
Phenanthrene	-	-	-	0.2	0.2	< 0.12	< 0.12	0.22	< 0.12	0.11 J	< 0.12
Phenol	-	250000	-	-	-	-	-	-	-	-	-
Pyrene	-	23000	-	0.44	0.26	< 0.12	0.079 J	0.39	< 0.12	0.22	< 0.12
Total Petroleum Hydrocarbons (mg/kg)											
Gasoline Range Organics (C6-C10)	100	-	< 3.1	1.6 J	66	< 3.1	< 2.9	< 2.9	< 2.7	< 2.7	< 3.0
Total Petroleum Hydrocarbons (C10-C28) DRO	100	-	-	-	-	-	-	-	-	-	-
Total Petroleum Hydrocarbons (C9-C44) DRO	100	-	16.2 J	56.8	1,020	7.54 J	15.6 J	106	7.32 J	62.4	9.23 J
Total Petroleum Hydrocarbons (C28-C40)	-	-	-	-	-	-	-	-	-	-	-

NOTES

- Bold where detected; highlighted where exceeds
- Results reported in mg/kg
- mg/kg = milligrams per kilogram
- ft bgs = feet below ground surface
- = screening level not available/sample not analyzed
- < = not detected at the indicated reporting limit
- J = estimated value
- SVOCs = semi-volatile organic compounds
- TPH = total petroleum hydrocarbons
- 1. DC Tier 0 Standards from the Tier 0 Standard Final Rulemaking published at 40 DCR 7835, 7892 (November 12, 1993); as amended by Final Rulemaking published at 46 DCR 7699 (October 1, 1999)
- 2. United States Environmental Protection Agency (EPA) Regional Screening Level (RSL) Summary Table (January 2015)

TABLE 1
 SUMMARY OF SOIL SAMPLE ANALYTICAL RESULTS AND EXCEEDANCES - SVOCs AND TPH
 BUZZARD POINT DC UNITED SOCCER STADIUM DEVELOPMENT
 WASHINGTON, D.C.

Location	DC Tier 0 Soil Standards ¹	EPA Regional Screening Level for Industrial Soil ²	DP-068 07/13/2015 DP-068-SO-100-01 Primary 9.5 - 10	DP-078 07/13/2015 DP-078-SO-050-01 Primary 4.5 - 5	DP-078 07/13/2015 DP-078-SO-100-01 Primary 9.5 - 10	DP-095 07/15/2015 DP-095-SO-010-01 Primary 0.5 - 1	DP-095 07/15/2015 DP-095-SO-050-01 Primary 4.5 - 5	DP-095 07/15/2015 DP-095-SO-100-01 Primary 9.5 - 10	DP-096 07/16/2015 DP-096-SO-010-01 Primary 0.5 - 1	DP-096 07/16/2015 DP-096-SO-010-02 Duplicate 0.5 - 1	DP-096 07/16/2015 DP-096-SO-050-01 Primary 4.5 - 5
Semi-Volatile Organic Compounds (mg/kg)											
1,2,4-Trichlorobenzene	-	110	-	-	-	-	-	-	-	-	-
1,2-Dichlorobenzene	-	9300	-	-	-	-	-	-	-	-	-
1,3-Dichlorobenzene	-	-	-	-	-	-	-	-	-	-	-
1,4-Dichlorobenzene	-	11	-	-	-	-	-	-	-	-	-
1-Methylnaphthalene	-	73	-	-	-	-	-	-	-	-	-
2,2'-oxybis(1-Chloropropane)	-	22	-	-	-	-	-	-	-	-	-
2,4,5-Trichlorophenol	-	82000	-	-	-	-	-	-	-	-	-
2,4,6-Trichlorophenol	-	210	-	-	-	-	-	-	-	-	-
2,4-Dichlorophenol	-	2500	-	-	-	-	-	-	-	-	-
2,4-Dimethylphenol	-	16000	-	-	-	-	-	-	-	-	-
2,4-Dinitrophenol	-	1600	-	-	-	-	-	-	-	-	-
2,4-Dinitrotoluene	-	7.4	-	-	-	-	-	-	-	-	-
2,6-Dinitrotoluene	-	1.5	-	-	-	-	-	-	-	-	-
2-Chloronaphthalene	-	93000	< 0.21	< 0.20	< 0.19	< 0.18	< 0.19	< 0.20	< 0.18	< 0.18	< 0.18
2-Chlorophenol	-	5800	-	-	-	-	-	-	-	-	-
2-Methylnaphthalene	-	3000	< 0.25	< 0.23	< 0.23	< 0.22	< 0.23	< 0.24	< 0.22	< 0.22	< 0.22
2-Methylphenol	-	41000	-	-	-	-	-	-	-	-	-
2-Nitroaniline	-	8000	-	-	-	-	-	-	-	-	-
2-Nitrophenol	-	-	-	-	-	-	-	-	-	-	-
3&4-Methylphenol	-	-	-	-	-	-	-	-	-	-	-
3,3'-Dichlorobenzidine	-	5.1	-	-	-	-	-	-	-	-	-
3-Nitroaniline	-	-	-	-	-	-	-	-	-	-	-
4,6-Dinitro-2-methylphenol	-	66	-	-	-	-	-	-	-	-	-
4-Bromophenyl phenyl ether	-	-	-	-	-	-	-	-	-	-	-
4-Chloro-3-methylphenol	-	82000	-	-	-	-	-	-	-	-	-
4-Chloroaniline	-	12	-	-	-	-	-	-	-	-	-
4-Chlorophenyl phenyl ether	-	-	-	-	-	-	-	-	-	-	-
4-Nitroaniline	-	120	-	-	-	-	-	-	-	-	-
4-Nitrophenol	-	-	-	-	-	-	-	-	-	-	-
Acenaphthene	-	45000	< 0.16	< 0.16	< 0.15	< 0.14	< 0.15	< 0.16	0.083 J	< 0.14	< 0.15
Acenaphthylene	-	-	< 0.16	< 0.16	< 0.15	< 0.14	< 0.15	< 0.16	0.059 J	0.042 J	< 0.15
Aniline	-	410	-	-	-	-	-	-	-	-	-
Anthracene	-	230000	< 0.12	< 0.12	< 0.11	0.053 J	< 0.12	< 0.12	0.22	0.10 J	< 0.11
Benzo(a)anthracene	-	2.9	< 0.12	< 0.12	< 0.11	0.23	0.089 J	< 0.12	0.72	0.38	< 0.11
Benzo(a)pyrene	-	0.29	< 0.16	< 0.16	< 0.15	0.22	0.073 J	< 0.16	0.71	0.36	< 0.15
Benzo(b)fluoranthene	-	2.9	< 0.12	< 0.12	< 0.11	0.3	0.089 J	< 0.12	0.92	0.48	< 0.11
Benzo(g,h,i)perylene	-	-	< 0.16	< 0.16	< 0.15	0.16	0.040 J	< 0.16	0.45	0.24	< 0.15
Benzo(k)fluoranthene	-	29	< 0.12	< 0.12	< 0.11	0.10 J	0.037 J	< 0.12	0.41	0.17	< 0.11
Benzoic acid	-	3.30E+06	-	-	-	-	-	-	-	-	-
Benzyl Alcohol	-	82000	-	-	-	-	-	-	-	-	-
bis(2-Chloroethoxy)methane	-	2500	-	-	-	-	-	-	-	-	-
bis(2-Chloroethyl)ether	-	1	-	-	-	-	-	-	-	-	-
bis(2-Ethylhexyl)phthalate	-	160	-	-	-	-	-	-	-	-	-
Butyl benzylphthalate	-	1200	-	-	-	-	-	-	-	-	-

TABLE 1
 SUMMARY OF SOIL SAMPLE ANALYTICAL RESULTS AND EXCEEDANCES - SVOCs AND TPH
 BUZZARD POINT DC UNITED SOCCER STADIUM DEVELOPMENT
 WASHINGTON, D.C.

Location	DC Tier 0 Soil Standards ¹	EPA Regional Screening Level for Industrial Soil ²	DP-068 07/13/2015 DP-068-SO-100-01 Primary 9.5 - 10	DP-078 07/13/2015 DP-078-SO-050-01 Primary 4.5 - 5	DP-078 07/13/2015 DP-078-SO-100-01 Primary 9.5 - 10	DP-095 07/15/2015 DP-095-SO-010-01 Primary 0.5 - 1	DP-095 07/15/2015 DP-095-SO-050-01 Primary 4.5 - 5	DP-095 07/15/2015 DP-095-SO-100-01 Primary 9.5 - 10	DP-096 07/16/2015 DP-096-SO-010-01 Primary 0.5 - 1	DP-096 07/16/2015 DP-096-SO-010-02 Duplicate 0.5 - 1	DP-096 07/16/2015 DP-096-SO-050-01 Primary 4.5 - 5
Chrysene	-	290	< 0.12	< 0.12	< 0.11	0.22	0.086 J	< 0.12	0.73	0.38	< 0.11
Dibenz(a,h)anthracene	-	0.29	< 0.12	< 0.12	< 0.11	0.044 J	< 0.12	< 0.12	0.12	0.059 J	< 0.11
Dibenzofuran	-	1000	-	-	-	-	-	-	-	-	-
Diethyl phthalate	-	660000	-	-	-	-	-	-	-	-	-
Dimethyl phthalate	-	-	-	-	-	-	-	-	-	-	-
Di-n-butylphthalate	-	82000	-	-	-	-	-	-	-	-	-
Di-n-octyl phthalate	-	8200	-	-	-	-	-	-	-	-	-
Fluoranthene	-	30000	< 0.12	< 0.12	< 0.11	0.43	0.15	0.075 J	1.4	0.66	< 0.11
Fluorene	-	30000	< 0.21	< 0.20	< 0.19	< 0.18	< 0.19	< 0.20	0.070 J	< 0.18	< 0.18
Hexachlorobenzene	-	1.4	-	-	-	-	-	-	-	-	-
Hexachlorobutadiene	-	30	-	-	-	-	-	-	-	-	-
Hexachlorocyclopentadiene	-	4900	-	-	-	-	-	-	-	-	-
Hexachloroethane	-	58	-	-	-	-	-	-	-	-	-
Indeno(1,2,3-cd)pyrene	-	2.9	< 0.16	< 0.16	< 0.15	0.17	0.047 J	< 0.16	0.5	0.24	< 0.15
Isophorone	-	2400	-	-	-	-	-	-	-	-	-
Naphthalene	-	17	< 0.21	< 0.20	< 0.19	< 0.18	< 0.19	< 0.20	< 0.18	< 0.18	< 0.18
Nitrobenzene	-	22	-	-	-	-	-	-	-	-	-
N-Nitrosodimethylamine	-	0.045	-	-	-	-	-	-	-	-	-
N-Nitrosodi-n-propylamine	-	0.33	-	-	-	-	-	-	-	-	-
N-Nitrosodiphenylamine	-	470	-	-	-	-	-	-	-	-	-
Pentachlorophenol	-	4	-	-	-	-	-	-	-	-	-
Phenanthrene	-	-	< 0.12	< 0.12	< 0.11	0.19	0.087 J	0.068 J	0.81	0.35	< 0.11
Phenol	-	250000	-	-	-	-	-	-	-	-	-
Pyrene	-	23000	< 0.12	< 0.12	< 0.11	0.39	0.14	0.059 J	1.2	0.6	< 0.11
Total Petroleum Hydrocarbons (mg/kg)											
Gasoline Range Organics (C6-C10)	100	-	< 3.0	< 2.9	< 2.8	< 2.6	< 2.9	< 2.7	< 2.7	< 2.6	< 2.7
Total Petroleum Hydrocarbons (C10-C28) DRO	100	-	-	-	-	-	-	-	-	-	-
Total Petroleum Hydrocarbons (C9-C44) DRO	100	-	< 41.9	4.54 J	< 37.9	72	66.9	5.44 J	128	130	17.6 J
Total Petroleum Hydrocarbons (C28-C40)	-	-	-	-	-	-	-	-	-	-	-

NOTES

- Bold where detected; highlighted where exceeds
- Results reported in mg/kg
- mg/kg = milligrams per kilogram
- ft bgs = feet below ground surface
- = screening level not available/sample not analyzed
- < = not detected at the indicated reporting limit
- J = estimated value
- SVOCs = semi-volatile organic compounds
- TPH = total petroleum hydrocarbons
- 1. DC Tier 0 Standards from the Tier 0 Standard Final Rulemaking published at 40 DCR 7835, 7892 (November 12, 1993); as amended by Final Rulemaking published at 46 DCR 7699 (October 1, 1999)
- 2. United States Environmental Protection Agency (EPA) Regional Screening Level (RSL) Summary Table (January 2015)

TABLE 1
 SUMMARY OF SOIL SAMPLE ANALYTICAL RESULTS AND EXCEEDANCES - SVOCs AND TPH
 BUZZARD POINT DC UNITED SOCCER STADIUM DEVELOPMENT
 WASHINGTON, D.C.

Location			DP-096	DP-097	DP-097	DP-097	DP-098	DP-098	DP-098	DP-099	DP-099
Sample Date			07/16/2015	07/16/2015	07/16/2015	07/16/2015	07/16/2015	07/16/2015	07/16/2015	07/16/2015	07/16/2015
Sample Name	DC Tier 0 Soil Standards ¹	EPA Regional Screening Level for Industrial Soil ²	DP-096-SO-100-01	DP-097-SO-010-01	DP-097-SO-050-01	DP-097-SO-100-01	DP-098-SO-010-01	DP-098-SO-050-01	DP-098-SO-100-01	DP-099-SO-010-01	DP-099-SO-050-01
Sample Type			Primary	Primary	Primary	Primary	Primary	Primary	Primary	Primary	Primary
Sample Depth Interval (ft bgs)			9.5 - 10	0.5 - 1	4.5 - 5	9.5 - 10	0.5 - 1	4.5 - 5	9.5 - 10	0.5 - 1	4.5 - 5
Semi-Volatile Organic Compounds (mg/kg)											
1,2,4-Trichlorobenzene	-	110	-	-	-	-	-	-	-	-	-
1,2-Dichlorobenzene	-	9300	-	-	-	-	-	-	-	-	-
1,3-Dichlorobenzene	-	-	-	-	-	-	-	-	-	-	-
1,4-Dichlorobenzene	-	11	-	-	-	-	-	-	-	-	-
1-Methylnaphthalene	-	73	-	-	-	-	-	-	-	-	-
2,2'-oxybis(1-Chloropropane)	-	22	-	-	-	-	-	-	-	-	-
2,4,5-Trichlorophenol	-	82000	-	-	-	-	-	-	-	-	-
2,4,6-Trichlorophenol	-	210	-	-	-	-	-	-	-	-	-
2,4-Dichlorophenol	-	2500	-	-	-	-	-	-	-	-	-
2,4-Dimethylphenol	-	16000	-	-	-	-	-	-	-	-	-
2,4-Dinitrophenol	-	1600	-	-	-	-	-	-	-	-	-
2,4-Dinitrotoluene	-	7.4	-	-	-	-	-	-	-	-	-
2,6-Dinitrotoluene	-	1.5	-	-	-	-	-	-	-	-	-
2-Chloronaphthalene	-	93000	< 0.19	< 0.19	< 0.19	< 0.20	< 0.18	< 0.19	< 0.20	< 0.19	< 0.19
2-Chlorophenol	-	5800	-	-	-	-	-	-	-	-	-
2-Methylnaphthalene	-	3000	< 0.23	< 0.23	< 0.23	< 0.24	< 0.22	< 0.23	< 0.24	< 0.23	< 0.23
2-Methylphenol	-	41000	-	-	-	-	-	-	-	-	-
2-Nitroaniline	-	8000	-	-	-	-	-	-	-	-	-
2-Nitrophenol	-	-	-	-	-	-	-	-	-	-	-
3&4-Methylphenol	-	-	-	-	-	-	-	-	-	-	-
3,3'-Dichlorobenzidine	-	5.1	-	-	-	-	-	-	-	-	-
3-Nitroaniline	-	-	-	-	-	-	-	-	-	-	-
4,6-Dinitro-2-methylphenol	-	66	-	-	-	-	-	-	-	-	-
4-Bromophenyl phenyl ether	-	-	-	-	-	-	-	-	-	-	-
4-Chloro-3-methylphenol	-	82000	-	-	-	-	-	-	-	-	-
4-Chloroaniline	-	12	-	-	-	-	-	-	-	-	-
4-Chlorophenyl phenyl ether	-	-	-	-	-	-	-	-	-	-	-
4-Nitroaniline	-	120	-	-	-	-	-	-	-	-	-
4-Nitrophenol	-	-	-	-	-	-	-	-	-	-	-
Acenaphthene	-	45000	< 0.15	< 0.15	< 0.15	< 0.16	0.12 J	< 0.15	< 0.16	< 0.16	< 0.15
Acenaphthylene	-	-	< 0.15	< 0.15	< 0.15	< 0.16	< 0.14	< 0.15	< 0.16	0.047 J	< 0.15
Aniline	-	410	-	-	-	-	-	-	-	-	-
Anthracene	-	230000	< 0.12	0.043 J	0.13	< 0.12	0.29	0.036 J	0.043 J	0.065 J	< 0.11
Benzo(a)anthracene	-	2.9	< 0.12	0.18	0.92	< 0.12	0.68	0.16	0.093 J	0.36	0.050 J
Benzo(a)pyrene	-	0.29	< 0.15	0.16	0.98	< 0.16	0.6	0.15	0.073 J	0.35	< 0.15
Benzo(b)fluoranthene	-	2.9	< 0.12	0.21	1.1	< 0.12	0.75	0.18	0.088 J	0.54	0.054 J
Benzo(g,h,i)perylene	-	-	< 0.15	0.11 J	0.62	< 0.16	0.36	0.096 J	0.042 J	0.29	< 0.15
Benzo(k)fluoranthene	-	29	< 0.12	0.084 J	0.31	< 0.12	0.29	0.080 J	< 0.12	0.23	< 0.11
Benzoic acid	-	3.30E+06	-	-	-	-	-	-	-	-	-
Benzyl Alcohol	-	82000	-	-	-	-	-	-	-	-	-
bis(2-Chloroethoxy)methane	-	2500	-	-	-	-	-	-	-	-	-
bis(2-Chloroethyl)ether	-	1	-	-	-	-	-	-	-	-	-
bis(2-Ethylhexyl)phthalate	-	160	-	-	-	-	-	-	-	-	-
Butyl benzylphthalate	-	1200	-	-	-	-	-	-	-	-	-

TABLE 1
 SUMMARY OF SOIL SAMPLE ANALYTICAL RESULTS AND EXCEEDANCES - SVOCs AND TPH
 BUZZARD POINT DC UNITED SOCCER STADIUM DEVELOPMENT
 WASHINGTON, D.C.

Location Sample Date Sample Name Sample Type Sample Depth Interval (ft bgs)	DC Tier 0 Soil Standards ¹	EPA Regional Screening Level for Industrial Soil ²	DP-096 07/16/2015 DP-096-SO-100-01 Primary 9.5 - 10	DP-097 07/16/2015 DP-097-SO-010-01 Primary 0.5 - 1	DP-097 07/16/2015 DP-097-SO-050-01 Primary 4.5 - 5	DP-097 07/16/2015 DP-097-SO-100-01 Primary 9.5 - 10	DP-098 07/16/2015 DP-098-SO-010-01 Primary 0.5 - 1	DP-098 07/16/2015 DP-098-SO-050-01 Primary 4.5 - 5	DP-098 07/16/2015 DP-098-SO-100-01 Primary 9.5 - 10	DP-099 07/16/2015 DP-099-SO-010-01 Primary 0.5 - 1	DP-099 07/16/2015 DP-099-SO-050-01 Primary 4.5 - 5
Chrysene	-	290	< 0.12	0.16	0.96	< 0.12	0.6	0.14	0.080 J	0.34	0.049 J
Dibenz(a,h)anthracene	-	0.29	< 0.12	< 0.11	0.14	< 0.12	0.10 J	< 0.11	< 0.12	0.10 J	< 0.11
Dibenzofuran	-	1000	-	-	-	-	-	-	-	-	-
Diethyl phthalate	-	660000	-	-	-	-	-	-	-	-	-
Dimethyl phthalate	-	-	-	-	-	-	-	-	-	-	-
Di-n-butylphthalate	-	82000	-	-	-	-	-	-	-	-	-
Di-n-octyl phthalate	-	8200	-	-	-	-	-	-	-	-	-
Fluoranthene	-	30000	0.056 J	0.41	1.5	< 0.12	1.6	0.28	0.22	0.46	0.098 J
Fluorene	-	30000	< 0.19	< 0.19	< 0.19	< 0.20	0.11 J	< 0.19	< 0.20	< 0.19	< 0.19
Hexachlorobenzene	-	1.4	-	-	-	-	-	-	-	-	-
Hexachlorobutadiene	-	30	-	-	-	-	-	-	-	-	-
Hexachlorocyclopentadiene	-	4900	-	-	-	-	-	-	-	-	-
Hexachloroethane	-	58	-	-	-	-	-	-	-	-	-
Indeno(1,2,3-cd)pyrene	-	2.9	< 0.15	0.11 J	0.6	< 0.16	0.42	0.11 J	0.044 J	0.33	< 0.15
Isophorone	-	2400	-	-	-	-	-	-	-	-	-
Naphthalene	-	17	< 0.19	< 0.19	0.066 J	< 0.20	< 0.18	< 0.19	< 0.20	< 0.19	< 0.19
Nitrobenzene	-	22	-	-	-	-	-	-	-	-	-
N-Nitrosodimethylamine	-	0.045	-	-	-	-	-	-	-	-	-
N-Nitrosodi-n-propylamine	-	0.33	-	-	-	-	-	-	-	-	-
N-Nitrosodiphenylamine	-	470	-	-	-	-	-	-	-	-	-
Pentachlorophenol	-	4	-	-	-	-	-	-	-	-	-
Phenanthrene	-	-	0.049 J	0.18	0.32	< 0.12	1.1	0.11	0.13	0.16	0.064 J
Phenol	-	250000	-	-	-	-	-	-	-	-	-
Pyrene	-	23000	0.048 J	0.37	2.4	< 0.12	1.3	0.24	0.16	0.41	0.085 J
Total Petroleum Hydrocarbons (mg/kg)											
Gasoline Range Organics (C6-C10)	100	-	< 2.9	< 2.5	< 2.9	< 3.0	< 2.6	< 2.7	< 2.9	< 2.8	< 2.8
Total Petroleum Hydrocarbons (C10-C28) DRO	100	-	-	-	-	-	-	-	-	-	-
Total Petroleum Hydrocarbons (C9-C44) DRO	100	-	11.4 J	1,910	2,520	826	133	120	21.6 J	215	25.6 J
Total Petroleum Hydrocarbons (C28-C40)	-	-	-	-	-	-	-	-	-	-	-

NOTES

- Bold where detected; highlighted where exceeds
- Results reported in mg/kg
- mg/kg = milligrams per kilogram
- ft bgs = feet below ground surface
- = screening level not available/sample not analyzed
- < = not detected at the indicated reporting limit
- J = estimated value
- SVOCs = semi-volatile organic compounds
- TPH = total petroleum hydrocarbons
- 1. DC Tier 0 Standards from the Tier 0 Standard Final Rulemaking published at 40 DCR 7835, 7892 (November 12, 1993); as amended by Final Rulemaking published at 46 DCR 7699 (October 1, 1999)
- 2. United States Environmental Protection Agency (EPA) Regional Screening Level (RSL) Summary Table (January 2015)

TABLE 1
 SUMMARY OF SOIL SAMPLE ANALYTICAL RESULTS AND EXCEEDANCES - SVOCs AND TPH
 BUZZARD POINT DC UNITED SOCCER STADIUM DEVELOPMENT
 WASHINGTON, D.C.

Location	DC Tier 0 Soil Standards ¹	EPA Regional Screening Level for Industrial Soil ²	DP-099 07/16/2015 DP-099-SO-100-01 Primary 9.5 - 10	DP-100 07/17/2015 DP-100-SO-010-01 Primary 0.5 - 1	DP-100 07/17/2015 DP-100-SO-050-01 Primary 4.5 - 5	DP-100 07/17/2015 DP-100-SO-100-01 Primary 9.5 - 10	DP-101 07/17/2015 DP-101-SO-010-01 Primary 0.5 - 1	DP-101 07/17/2015 DP-101-SO-050-01 Primary 4.5 - 5	DP-101 07/17/2015 DP-101-SO-100-01 Primary 9.5 - 10	DP-102 07/17/2015 DP-102-SO-010-01 Primary 0.5 - 1	DP-102 07/17/2015 DP-102-SO-050-01 Primary 4.5 - 5
Semi-Volatile Organic Compounds (mg/kg)											
1,2,4-Trichlorobenzene	-	110	-	-	-	-	-	-	-	-	-
1,2-Dichlorobenzene	-	9300	-	-	-	-	-	-	-	-	-
1,3-Dichlorobenzene	-	-	-	-	-	-	-	-	-	-	-
1,4-Dichlorobenzene	-	11	-	-	-	-	-	-	-	-	-
1-Methylnaphthalene	-	73	-	-	-	-	-	-	-	-	-
2,2'-oxybis(1-Chloropropane)	-	22	-	-	-	-	-	-	-	-	-
2,4,5-Trichlorophenol	-	82000	-	-	-	-	-	-	-	-	-
2,4,6-Trichlorophenol	-	210	-	-	-	-	-	-	-	-	-
2,4-Dichlorophenol	-	2500	-	-	-	-	-	-	-	-	-
2,4-Dimethylphenol	-	16000	-	-	-	-	-	-	-	-	-
2,4-Dinitrophenol	-	1600	-	-	-	-	-	-	-	-	-
2,4-Dinitrotoluene	-	7.4	-	-	-	-	-	-	-	-	-
2,6-Dinitrotoluene	-	1.5	-	-	-	-	-	-	-	-	-
2-Chloronaphthalene	-	93000	< 0.19	< 0.35	-	-	< 0.18	< 0.18	< 0.19	< 0.18	< 0.18
2-Chlorophenol	-	5800	-	-	-	-	-	-	-	-	-
2-Methylnaphthalene	-	3000	< 0.22	< 0.42	-	-	< 0.21	0.20 J	< 0.22	< 0.22	0.063 J
2-Methylphenol	-	41000	-	-	-	-	-	-	-	-	-
2-Nitroaniline	-	8000	-	-	-	-	-	-	-	-	-
2-Nitrophenol	-	-	-	-	-	-	-	-	-	-	-
3&4-Methylphenol	-	-	-	-	-	-	-	-	-	-	-
3,3'-Dichlorobenzidine	-	5.1	-	-	-	-	-	-	-	-	-
3-Nitroaniline	-	-	-	-	-	-	-	-	-	-	-
4,6-Dinitro-2-methylphenol	-	66	-	-	-	-	-	-	-	-	-
4-Bromophenyl phenyl ether	-	-	-	-	-	-	-	-	-	-	-
4-Chloro-3-methylphenol	-	82000	-	-	-	-	-	-	-	-	-
4-Chloroaniline	-	12	-	-	-	-	-	-	-	-	-
4-Chlorophenyl phenyl ether	-	-	-	-	-	-	-	-	-	-	-
4-Nitroaniline	-	120	-	-	-	-	-	-	-	-	-
4-Nitrophenol	-	-	-	-	-	-	-	-	-	-	-
Acenaphthene	-	45000	< 0.15	0.22 J	-	-	< 0.14	0.42	< 0.15	< 0.15	0.22
Acenaphthylene	-	-	< 0.15	0.18 J	-	-	< 0.14	0.37	< 0.15	< 0.15	0.26
Aniline	-	410	-	-	-	-	-	-	-	-	-
Anthracene	-	230000	< 0.11	0.7	-	-	0.039 J	1.1	< 0.11	0.047 J	0.61
Benzo(a)anthracene	-	2.9	< 0.11	1.6	-	-	0.12	2	< 0.11	0.18	1.3
Benzo(a)pyrene	-	0.29	< 0.15	1.5	-	-	0.12 J	2	< 0.15	0.18	1.4
Benzo(b)fluoranthene	-	2.9	< 0.11	1.8	-	-	0.17	2.5	< 0.11	0.22	1.2
Benzo(g,h,i)perylene	-	-	< 0.15	0.9	-	-	0.098 J	1.6	< 0.15	0.11 J	1.1
Benzo(k)fluoranthene	-	29	< 0.11	0.8	-	-	0.061 J	0.87	< 0.11	0.080 J	1
Benzoic acid	-	3.30E+06	-	-	-	-	-	-	-	-	-
Benzyl Alcohol	-	82000	-	-	-	-	-	-	-	-	-
bis(2-Chloroethoxy)methane	-	2500	-	-	-	-	-	-	-	-	-
bis(2-Chloroethyl)ether	-	1	-	-	-	-	-	-	-	-	-
bis(2-Ethylhexyl)phthalate	-	160	-	-	-	-	-	-	-	-	-
Butyl benzylphthalate	-	1200	-	-	-	-	-	-	-	-	-

TABLE 1
 SUMMARY OF SOIL SAMPLE ANALYTICAL RESULTS AND EXCEEDANCES - SVOCs AND TPH
 BUZZARD POINT DC UNITED SOCCER STADIUM DEVELOPMENT
 WASHINGTON, D.C.

Location			DP-099	DP-100	DP-100	DP-100	DP-101	DP-101	DP-101	DP-102	DP-102
Sample Date			07/16/2015	07/17/2015	07/17/2015	07/17/2015	07/17/2015	07/17/2015	07/17/2015	07/17/2015	07/17/2015
Sample Name	DC Tier 0 Soil Standards ¹	EPA Regional Screening Level for Industrial Soil ²	DP-099-SO-100-01	DP-100-SO-010-01	DP-100-SO-050-01	DP-100-SO-100-01	DP-101-SO-010-01	DP-101-SO-050-01	DP-101-SO-100-01	DP-102-SO-010-01	DP-102-SO-050-01
Sample Type			Primary	Primary	Primary	Primary	Primary	Primary	Primary	Primary	Primary
Sample Depth Interval (ft bgs)			9.5 - 10	0.5 - 1	4.5 - 5	9.5 - 10	0.5 - 1	4.5 - 5	9.5 - 10	0.5 - 1	4.5 - 5
Chrysene	-	290	< 0.11	1.7	-	-	0.16	2.1	< 0.11	0.19	1.3
Dibenz(a,h)anthracene	-	0.29	< 0.11	0.24	-	-	< 0.10	0.33	< 0.11	< 0.11	0.29
Dibenzofuran	-	1000	-	-	-	-	-	-	-	-	-
Diethyl phthalate	-	660000	-	-	-	-	-	-	-	-	-
Dimethyl phthalate	-	-	-	-	-	-	-	-	-	-	-
Di-n-butylphthalate	-	82000	-	-	-	-	-	-	-	-	-
Di-n-octyl phthalate	-	8200	-	-	-	-	-	-	-	-	-
Fluoranthene	-	30000	< 0.11	3.5	-	-	0.22	4.4	< 0.11	0.31	2.9
Fluorene	-	30000	< 0.19	0.17 J	-	-	< 0.18	0.43	< 0.19	< 0.18	0.26
Hexachlorobenzene	-	1.4	-	-	-	-	-	-	-	-	-
Hexachlorobutadiene	-	30	-	-	-	-	-	-	-	-	-
Hexachlorocyclopentadiene	-	4900	-	-	-	-	-	-	-	-	-
Hexachloroethane	-	58	-	-	-	-	-	-	-	-	-
Indeno(1,2,3-cd)pyrene	-	2.9	< 0.15	0.96	-	-	0.086 J	1.5	< 0.15	0.12 J	0.89
Isophorone	-	2400	-	-	-	-	-	-	-	-	-
Naphthalene	-	17	< 0.19	< 0.35	-	-	< 0.18	0.2	< 0.19	< 0.18	0.066 J
Nitrobenzene	-	22	-	-	-	-	-	-	-	-	-
N-Nitrosodimethylamine	-	0.045	-	-	-	-	-	-	-	-	-
N-Nitrosodi-n-propylamine	-	0.33	-	-	-	-	-	-	-	-	-
N-Nitrosodiphenylamine	-	470	-	-	-	-	-	-	-	-	-
Pentachlorophenol	-	4	-	-	-	-	-	-	-	-	-
Phenanthrene	-	-	< 0.11	2.1	-	-	0.13	3.9	< 0.11	0.14	2.3
Phenol	-	250000	-	-	-	-	-	-	-	-	-
Pyrene	-	23000	< 0.11	3.2	-	-	0.21	3.8	< 0.11	0.3	2.4
Total Petroleum Hydrocarbons (mg/kg)											
Gasoline Range Organics (C6-C10)	100	-	< 2.9	< 2.4	< 2.6	< 3.0	< 2.3	< 2.6	1.4 J	< 2.8	< 2.8
Total Petroleum Hydrocarbons (C10-C28) DRO	100	-	-	-	-	-	-	-	-	-	-
Total Petroleum Hydrocarbons (C9-C44) DRO	100	-	4.34 J	793	8.76 J	12.9 J	1,420	487	5,460	114	173
Total Petroleum Hydrocarbons (C28-C40)	-	-	-	-	-	-	-	-	-	-	-

NOTES

- Bold where detected; highlighted where exceeds
- Results reported in mg/kg
- mg/kg = milligrams per kilogram
- ft bgs = feet below ground surface
- = screening level not available/sample not analyzed
- < = not detected at the indicated reporting limit
- J = estimated value
- SVOCs = semi-volatile organic compounds
- TPH = total petroleum hydrocarbons
- 1. DC Tier 0 Standards from the Tier 0 Standard Final Rulemaking published at 40 DCR 7835, 7892 (November 12, 1993); as amended by Final Rulemaking published at 46 DCR 7699 (October 1, 1999)
- 2. United States Environmental Protection Agency (EPA) Regional Screening Level (RSL) Summary Table (January 2015)

TABLE 1
 SUMMARY OF SOIL SAMPLE ANALYTICAL RESULTS AND EXCEEDANCES - SVOCs AND TPH
 BUZZARD POINT DC UNITED SOCCER STADIUM DEVELOPMENT
 WASHINGTON, D.C.

Location	DC Tier 0 Soil Standards ¹	EPA Regional Screening Level for Industrial Soil ²	DP-102 07/17/2015 DP-102-SO-100-01 Primary 9.5 - 10	DP-103 07/17/2015 DP-103-SO-010-01 Primary 0.5 - 1	DP-103 07/17/2015 DP-103-SO-050-01 Primary 4.5 - 5	DP-103 07/17/2015 DP-103-SO-100-01 Primary 9.5 - 10	DP-104 07/17/2015 DP-104-SO-010-01 Primary 0.5 - 1	DP-104 07/17/2015 DP-104-SO-050-01 Primary 4.5 - 5	DP-104 07/17/2015 DP-104-SO-100-01 Primary 9.5 - 10	DP-105 07/17/2015 DP-105-SO-010-01 Primary 0.5 - 1	DP-105 07/17/2015 DP-105-SO-050-01 Primary 4.5 - 5
Semi-Volatile Organic Compounds (mg/kg)											
1,2,4-Trichlorobenzene	-	110	-	-	-	-	-	-	-	-	-
1,2-Dichlorobenzene	-	9300	-	-	-	-	-	-	-	-	-
1,3-Dichlorobenzene	-	-	-	-	-	-	-	-	-	-	-
1,4-Dichlorobenzene	-	11	-	-	-	-	-	-	-	-	-
1-Methylnaphthalene	-	73	-	-	-	-	-	-	-	-	-
2,2'-oxybis(1-Chloropropane)	-	22	-	-	-	-	-	-	-	-	-
2,4,5-Trichlorophenol	-	82000	-	-	-	-	-	-	-	-	-
2,4,6-Trichlorophenol	-	210	-	-	-	-	-	-	-	-	-
2,4-Dichlorophenol	-	2500	-	-	-	-	-	-	-	-	-
2,4-Dimethylphenol	-	16000	-	-	-	-	-	-	-	-	-
2,4-Dinitrophenol	-	1600	-	-	-	-	-	-	-	-	-
2,4-Dinitrotoluene	-	7.4	-	-	-	-	-	-	-	-	-
2,6-Dinitrotoluene	-	1.5	-	-	-	-	-	-	-	-	-
2-Chloronaphthalene	-	93000	< 0.19	< 0.18	< 0.18	< 0.20	< 0.37	-	-	-	< 0.18
2-Chlorophenol	-	5800	-	-	-	-	-	-	-	-	-
2-Methylnaphthalene	-	3000	0.18 J	0.46	< 0.22	< 0.24	< 0.45	-	-	-	< 0.22
2-Methylphenol	-	41000	-	-	-	-	-	-	-	-	-
2-Nitroaniline	-	8000	-	-	-	-	-	-	-	-	-
2-Nitrophenol	-	-	-	-	-	-	-	-	-	-	-
3&4-Methylphenol	-	-	-	-	-	-	-	-	-	-	-
3,3'-Dichlorobenzidine	-	5.1	-	-	-	-	-	-	-	-	-
3-Nitroaniline	-	-	-	-	-	-	-	-	-	-	-
4,6-Dinitro-2-methylphenol	-	66	-	-	-	-	-	-	-	-	-
4-Bromophenyl phenyl ether	-	-	-	-	-	-	-	-	-	-	-
4-Chloro-3-methylphenol	-	82000	-	-	-	-	-	-	-	-	-
4-Chloroaniline	-	12	-	-	-	-	-	-	-	-	-
4-Chlorophenyl phenyl ether	-	-	-	-	-	-	-	-	-	-	-
4-Nitroaniline	-	120	-	-	-	-	-	-	-	-	-
4-Nitrophenol	-	-	-	-	-	-	-	-	-	-	-
Acenaphthene	-	45000	0.44	0.38	< 0.15	< 0.16	0.3	-	-	-	< 0.15
Acenaphthylene	-	-	0.17	1.9	0.068 J	< 0.16	0.23 J	-	-	-	< 0.15
Aniline	-	410	-	-	-	-	-	-	-	-	-
Anthracene	-	230000	0.89	2.4	0.046 J	< 0.12	1.5	-	-	-	< 0.11
Benzo(a)anthracene	-	2.9	1.5	5.9	0.12	< 0.12	4.4	-	-	-	< 0.11
Benzo(a)pyrene	-	0.29	1.5	4.9	0.11 J	< 0.16	4.1	-	-	-	< 0.15
Benzo(b)fluoranthene	-	2.9	1.2	4.9	0.089 J	< 0.12	5.3	-	-	-	< 0.11
Benzo(g,h,i)perylene	-	-	1	2.6	0.060 J	< 0.16	2.7	-	-	-	< 0.15
Benzo(k)fluoranthene	-	29	1.3	3.8	0.097 J	< 0.12	1.9	-	-	-	< 0.11
Benzoic acid	-	3.30E+06	-	-	-	-	-	-	-	-	-
Benzyl Alcohol	-	82000	-	-	-	-	-	-	-	-	-
bis(2-Chloroethoxy)methane	-	2500	-	-	-	-	-	-	-	-	-
bis(2-Chloroethyl)ether	-	1	-	-	-	-	-	-	-	-	-
bis(2-Ethylhexyl)phthalate	-	160	-	-	-	-	-	-	-	-	-
Butyl benzylphthalate	-	1200	-	-	-	-	-	-	-	-	-

TABLE 1
 SUMMARY OF SOIL SAMPLE ANALYTICAL RESULTS AND EXCEEDANCES - SVOCs AND TPH
 BUZZARD POINT DC UNITED SOCCER STADIUM DEVELOPMENT
 WASHINGTON, D.C.

Location			DP-102	DP-103	DP-103	DP-103	DP-104	DP-104	DP-104	DP-105	DP-105
Sample Date			07/17/2015	07/17/2015	07/17/2015	07/17/2015	07/17/2015	07/17/2015	07/17/2015	07/17/2015	07/17/2015
Sample Name	DC Tier 0 Soil Standards ¹	EPA Regional Screening Level for Industrial Soil ²	DP-102-SO-100-01	DP-103-SO-010-01	DP-103-SO-050-01	DP-103-SO-100-01	DP-104-SO-010-01	DP-104-SO-050-01	DP-104-SO-100-01	DP-105-SO-010-01	DP-105-SO-050-01
Sample Type			Primary	Primary	Primary	Primary	Primary	Primary	Primary	Primary	Primary
Sample Depth Interval (ft bgs)			9.5 - 10	0.5 - 1	4.5 - 5	9.5 - 10	0.5 - 1	4.5 - 5	9.5 - 10	0.5 - 1	4.5 - 5
Chrysene	-	290	1.6	5.6	0.12	< 0.12	4.4	-	-	-	< 0.11
Dibenz(a,h)anthracene	-	0.29	0.29	1.1	< 0.11	< 0.12	0.65	-	-	-	< 0.11
Dibenzofuran	-	1000	-	-	-	-	-	-	-	-	-
Diethyl phthalate	-	660000	-	-	-	-	-	-	-	-	-
Dimethyl phthalate	-	-	-	-	-	-	-	-	-	-	-
Di-n-butylphthalate	-	82000	-	-	-	-	-	-	-	-	-
Di-n-octyl phthalate	-	8200	-	-	-	-	-	-	-	-	-
Fluoranthene	-	30000	3.8	13	0.22	0.039 J	8.5	-	-	-	< 0.11
Fluorene	-	30000	0.49	1.5	< 0.18	< 0.20	0.24 J	-	-	-	< 0.18
Hexachlorobenzene	-	1.4	-	-	-	-	-	-	-	-	-
Hexachlorobutadiene	-	30	-	-	-	-	-	-	-	-	-
Hexachlorocyclopentadiene	-	4900	-	-	-	-	-	-	-	-	-
Hexachloroethane	-	58	-	-	-	-	-	-	-	-	-
Indeno(1,2,3-cd)pyrene	-	2.9	0.82	2.7	0.058 J	< 0.16	2.8	-	-	-	< 0.15
Isophorone	-	2400	-	-	-	-	-	-	-	-	-
Naphthalene	-	17	0.34	0.59	< 0.18	< 0.20	0.12 J	-	-	-	< 0.18
Nitrobenzene	-	22	-	-	-	-	-	-	-	-	-
N-Nitrosodimethylamine	-	0.045	-	-	-	-	-	-	-	-	-
N-Nitrosodi-n-propylamine	-	0.33	-	-	-	-	-	-	-	-	-
N-Nitrosodiphenylamine	-	470	-	-	-	-	-	-	-	-	-
Pentachlorophenol	-	4	-	-	-	-	-	-	-	-	-
Phenanthrene	-	-	3.6	11	0.17	< 0.12	4.5	-	-	-	< 0.11
Phenol	-	250000	-	-	-	-	-	-	-	-	-
Pyrene	-	23000	3.2	11	0.19	0.042 J	7.9	-	-	-	< 0.11
Total Petroleum Hydrocarbons (mg/kg)											
Gasoline Range Organics (C6-C10)	100	-	< 2.9	< 2.8	< 2.8	< 3.1	< 2.8	< 3.0	< 2.8	< 2.7	< 2.8
Total Petroleum Hydrocarbons (C10-C28) DRO	100	-	-	-	-	-	-	-	-	-	-
Total Petroleum Hydrocarbons (C9-C44) DRO	100	-	305	287	46.2	1,600	304	221	27.4 J	116	210
Total Petroleum Hydrocarbons (C28-C40)	-	-	-	-	-	-	-	-	-	-	-

NOTES

- Bold where detected; highlighted where exceeds
- Results reported in mg/kg
- mg/kg = milligrams per kilogram
- ft bgs = feet below ground surface
- = screening level not available/sample not analyzed
- < = not detected at the indicated reporting limit
- J = estimated value
- SVOCs = semi-volatile organic compounds
- TPH = total petroleum hydrocarbons
- 1. DC Tier 0 Standards from the Tier 0 Standard Final Rulemaking published at 40 DCR 7835, 7892 (November 12, 1993); as amended by Final Rulemaking published at 46 DCR 7699 (October 1, 1999)
- 2. United States Environmental Protection Agency (EPA) Regional Screening Level (RSL) Summary Table (January 2015)

TABLE 1
 SUMMARY OF SOIL SAMPLE ANALYTICAL RESULTS AND EXCEEDANCES - SVOCs AND TPH
 BUZZARD POINT DC UNITED SOCCER STADIUM DEVELOPMENT
 WASHINGTON, D.C.

Location	DC Tier 0 Soil Standards ¹	EPA Regional Screening Level for Industrial Soil ²	DP-105 07/17/2015 DP-105-SO-100-01 Primary 9.5 - 10	DP-106 07/17/2015 DP-106-SO-010-01 Primary 0.5 - 1	DP-106 07/17/2015 DP-106-SO-050-01 Primary 4.5 - 5	DP-106 07/17/2015 DP-106-SO-100-01 Primary 9.5 - 10	DP-107 07/17/2015 DP-107-SO-010-01 Primary 0.5 - 1	DP-107 07/17/2015 DP-107-SO-050-01 Primary 4.5 - 5	DP-107 07/17/2015 DP-107-SO-050-02 Duplicate 4.5 - 5	DP-107 07/17/2015 DP-107-SO-100-01 Primary 9.5 - 10	DP-108 07/17/2015 DP-108-SO-010-01 Primary 0.5 - 1
Semi-Volatile Organic Compounds (mg/kg)											
1,2,4-Trichlorobenzene	-	110	-	-	-	-	-	-	-	-	-
1,2-Dichlorobenzene	-	9300	-	-	-	-	-	-	-	-	-
1,3-Dichlorobenzene	-	-	-	-	-	-	-	-	-	-	-
1,4-Dichlorobenzene	-	11	-	-	-	-	-	-	-	-	-
1-Methylnaphthalene	-	73	-	-	-	-	-	-	-	-	-
2,2'-oxybis(1-Chloropropane)	-	22	-	-	-	-	-	-	-	-	-
2,4,5-Trichlorophenol	-	82000	-	-	-	-	-	-	-	-	-
2,4,6-Trichlorophenol	-	210	-	-	-	-	-	-	-	-	-
2,4-Dichlorophenol	-	2500	-	-	-	-	-	-	-	-	-
2,4-Dimethylphenol	-	16000	-	-	-	-	-	-	-	-	-
2,4-Dinitrophenol	-	1600	-	-	-	-	-	-	-	-	-
2,4-Dinitrotoluene	-	7.4	-	-	-	-	-	-	-	-	-
2,6-Dinitrotoluene	-	1.5	-	-	-	-	-	-	-	-	-
2-Chloronaphthalene	-	93000	-	< 0.18	-	-	< 0.18	< 0.18	< 0.18	< 0.20	< 0.18
2-Chlorophenol	-	5800	-	-	-	-	-	-	-	-	-
2-Methylnaphthalene	-	3000	-	< 0.22	-	-	< 0.21	< 0.22	< 0.22	< 0.24	< 0.21
2-Methylphenol	-	41000	-	-	-	-	-	-	-	-	-
2-Nitroaniline	-	8000	-	-	-	-	-	-	-	-	-
2-Nitrophenol	-	-	-	-	-	-	-	-	-	-	-
3&4-Methylphenol	-	-	-	-	-	-	-	-	-	-	-
3,3'-Dichlorobenzidine	-	5.1	-	-	-	-	-	-	-	-	-
3-Nitroaniline	-	-	-	-	-	-	-	-	-	-	-
4,6-Dinitro-2-methylphenol	-	66	-	-	-	-	-	-	-	-	-
4-Bromophenyl phenyl ether	-	-	-	-	-	-	-	-	-	-	-
4-Chloro-3-methylphenol	-	82000	-	-	-	-	-	-	-	-	-
4-Chloroaniline	-	12	-	-	-	-	-	-	-	-	-
4-Chlorophenyl phenyl ether	-	-	-	-	-	-	-	-	-	-	-
4-Nitroaniline	-	120	-	-	-	-	-	-	-	-	-
4-Nitrophenol	-	-	-	-	-	-	-	-	-	-	-
Acenaphthene	-	45000	-	0.053 J	-	-	0.039 J	< 0.15	< 0.15	0.071 J	0.19
Acenaphthylene	-	-	-	< 0.14	-	-	0.036 J	< 0.15	< 0.15	0.062 J	0.16
Aniline	-	410	-	-	-	-	-	-	-	-	-
Anthracene	-	230000	-	0.21	-	-	0.099 J	0.042 J	0.039 J	0.19	0.77
Benzo(a)anthracene	-	2.9	-	0.63	-	-	0.33	0.097 J	0.12	0.44	2.3
Benzo(a)pyrene	-	0.29	-	0.55	-	-	0.34	0.096 J	0.12 J	0.44	2.1
Benzo(b)fluoranthene	-	2.9	-	0.72	-	-	0.31	0.078 J	0.10 J	0.38	1.8
Benzo(g,h,i)perylene	-	-	-	0.34	-	-	0.19	0.064 J	0.084 J	0.28	1.2
Benzo(k)fluoranthene	-	29	-	0.27	-	-	0.28	0.083 J	0.10 J	0.33	1.8
Benzoic acid	-	3.30E+06	-	-	-	-	-	-	-	-	-
Benzyl Alcohol	-	82000	-	-	-	-	-	-	-	-	-
bis(2-Chloroethoxy)methane	-	2500	-	-	-	-	-	-	-	-	-
bis(2-Chloroethyl)ether	-	1	-	-	-	-	-	-	-	-	-
bis(2-Ethylhexyl)phthalate	-	160	-	-	-	-	-	-	-	-	-
Butyl benzylphthalate	-	1200	-	-	-	-	-	-	-	-	-

TABLE 1
 SUMMARY OF SOIL SAMPLE ANALYTICAL RESULTS AND EXCEEDANCES - SVOCs AND TPH
 BUZZARD POINT DC UNITED SOCCER STADIUM DEVELOPMENT
 WASHINGTON, D.C.

Location	DC Tier 0 Soil Standards ¹	EPA Regional Screening Level for Industrial Soil ²	DP-105 07/17/2015 DP-105-SO-100-01 Primary 9.5 - 10	DP-106 07/17/2015 DP-106-SO-010-01 Primary 0.5 - 1	DP-106 07/17/2015 DP-106-SO-050-01 Primary 4.5 - 5	DP-106 07/17/2015 DP-106-SO-100-01 Primary 9.5 - 10	DP-107 07/17/2015 DP-107-SO-010-01 Primary 0.5 - 1	DP-107 07/17/2015 DP-107-SO-050-01 Primary 4.5 - 5	DP-107 07/17/2015 DP-107-SO-050-02 Duplicate 4.5 - 5	DP-107 07/17/2015 DP-107-SO-100-01 Primary 9.5 - 10	DP-108 07/17/2015 DP-108-SO-010-01 Primary 0.5 - 1
Chrysene	-	290	-	0.66	-	-	0.33	0.10 J	0.13	0.47	2.1
Dibenz(a,h)anthracene	-	0.29	-	0.093 J	-	-	0.066 J	< 0.11	< 0.11	0.082 J	0.48
Dibenzofuran	-	1000	-	-	-	-	-	-	-	-	-
Diethyl phthalate	-	660000	-	-	-	-	-	-	-	-	-
Dimethyl phthalate	-	-	-	-	-	-	-	-	-	-	-
Di-n-butylphthalate	-	82000	-	-	-	-	-	-	-	-	-
Di-n-octyl phthalate	-	8200	-	-	-	-	-	-	-	-	-
Fluoranthene	-	30000	-	1.3	-	-	0.62	0.22	0.25	0.99	4.2
Fluorene	-	30000	-	< 0.18	-	-	< 0.18	< 0.18	< 0.18	0.083 J	0.17 J
Hexachlorobenzene	-	1.4	-	-	-	-	-	-	-	-	-
Hexachlorobutadiene	-	30	-	-	-	-	-	-	-	-	-
Hexachlorocyclopentadiene	-	4900	-	-	-	-	-	-	-	-	-
Hexachloroethane	-	58	-	-	-	-	-	-	-	-	-
Indeno(1,2,3-cd)pyrene	-	2.9	-	0.35	-	-	0.18	0.053 J	0.065 J	0.23	1.1
Isophorone	-	2400	-	-	-	-	-	-	-	-	-
Naphthalene	-	17	-	< 0.18	-	-	< 0.18	< 0.18	< 0.18	< 0.20	0.063 J
Nitrobenzene	-	22	-	-	-	-	-	-	-	-	-
N-Nitrosodimethylamine	-	0.045	-	-	-	-	-	-	-	-	-
N-Nitrosodi-n-propylamine	-	0.33	-	-	-	-	-	-	-	-	-
N-Nitrosodiphenylamine	-	470	-	-	-	-	-	-	-	-	-
Pentachlorophenol	-	4	-	-	-	-	-	-	-	-	-
Phenanthrene	-	-	-	0.7	-	-	0.34	0.19	0.17	0.87	2.4
Phenol	-	250000	-	-	-	-	-	-	-	-	-
Pyrene	-	23000	-	1.2	-	-	0.53	0.19	0.22	0.85	3.5
Total Petroleum Hydrocarbons (mg/kg)											
Gasoline Range Organics (C6-C10)	100	-	130	< 2.8	< 2.8	< 3.1	< 2.7	< 2.8	< 2.8	< 3.0	< 2.7
Total Petroleum Hydrocarbons (C10-C28) DRO	100	-	-	-	-	-	-	-	-	-	-
Total Petroleum Hydrocarbons (C9-C44) DRO	100	-	166	318	156	180	17.3 J	99	363	563	927
Total Petroleum Hydrocarbons (C28-C40)	-	-	-	-	-	-	-	-	-	-	-

NOTES

- Bold where detected; highlighted where exceeds
- Results reported in mg/kg
- mg/kg = milligrams per kilogram
- ft bgs = feet below ground surface
- = screening level not available/sample not analyzed
- < = not detected at the indicated reporting limit
- J = estimated value
- SVOCs = semi-volatile organic compounds
- TPH = total petroleum hydrocarbons
- 1. DC Tier 0 Standards from the Tier 0 Standard Final Rulemaking published at 40 DCR 7835, 7892 (November 12, 1993); as amended by Final Rulemaking published at 46 DCR 7699 (October 1, 1999)
- 2. United States Environmental Protection Agency (EPA) Regional Screening Level (RSL) Summary Table (January 2015)

TABLE 1
 SUMMARY OF SOIL SAMPLE ANALYTICAL RESULTS AND EXCEEDANCES - SVOCs AND TPH
 BUZZARD POINT DC UNITED SOCCER STADIUM DEVELOPMENT
 WASHINGTON, D.C.

Location	DC Tier 0 Soil Standards ¹	EPA Regional Screening Level for Industrial Soil ²	DP-108 07/17/2015 DP-108-SO-010-02 Primary 0.5 - 1	DP-108 07/17/2015 DP-108-SO-050-01 Primary 4.5 - 5	DP-108 07/17/2015 DP-108-SO-100-01 Primary 9.5 - 10	DP-109 07/20/2015 DP-109-SO-010-01 Primary 0.5 - 1	DP-109 07/20/2015 DP-109-SO-050-01 Primary 4.5 - 5	DP-109 07/20/2015 DP-109-SO-100-01 Primary 9.5 - 10	DP-110 07/20/2015 DP-110-SO-010-01 Primary 0.5 - 1	DP-110 07/20/2015 DP-110-SO-050-01 Primary 4.5 - 5	DP-110 07/20/2015 DP-110-SO-100-01 Primary 9.5 - 10
Semi-Volatile Organic Compounds (mg/kg)											
1,2,4-Trichlorobenzene	-	110	-	-	-	-	-	-	-	-	-
1,2-Dichlorobenzene	-	9300	-	-	-	-	-	-	-	-	-
1,3-Dichlorobenzene	-	-	-	-	-	-	-	-	-	-	-
1,4-Dichlorobenzene	-	11	-	-	-	-	-	-	-	-	-
1-Methylnaphthalene	-	73	-	-	-	-	-	-	-	-	-
2,2'-oxybis(1-Chloropropane)	-	22	-	-	-	-	-	-	-	-	-
2,4,5-Trichlorophenol	-	82000	-	-	-	-	-	-	-	-	-
2,4,6-Trichlorophenol	-	210	-	-	-	-	-	-	-	-	-
2,4-Dichlorophenol	-	2500	-	-	-	-	-	-	-	-	-
2,4-Dimethylphenol	-	16000	-	-	-	-	-	-	-	-	-
2,4-Dinitrophenol	-	1600	-	-	-	-	-	-	-	-	-
2,4-Dinitrotoluene	-	7.4	-	-	-	-	-	-	-	-	-
2,6-Dinitrotoluene	-	1.5	-	-	-	-	-	-	-	-	-
2-Chloronaphthalene	-	93000	< 0.17	< 0.18	< 0.19	< 0.30	-	-	< 0.38	< 0.20	< 0.20
2-Chlorophenol	-	5800	-	-	-	-	-	-	-	-	-
2-Methylnaphthalene	-	3000	< 0.21	< 0.21	< 0.23	< 0.35	-	-	0.44 J	< 0.24	< 0.24
2-Methylphenol	-	41000	-	-	-	-	-	-	-	-	-
2-Nitroaniline	-	8000	-	-	-	-	-	-	-	-	-
2-Nitrophenol	-	-	-	-	-	-	-	-	-	-	-
3&4-Methylphenol	-	-	-	-	-	-	-	-	-	-	-
3,3'-Dichlorobenzidine	-	5.1	-	-	-	-	-	-	-	-	-
3-Nitroaniline	-	-	-	-	-	-	-	-	-	-	-
4,6-Dinitro-2-methylphenol	-	66	-	-	-	-	-	-	-	-	-
4-Bromophenyl phenyl ether	-	-	-	-	-	-	-	-	-	-	-
4-Chloro-3-methylphenol	-	82000	-	-	-	-	-	-	-	-	-
4-Chloroaniline	-	12	-	-	-	-	-	-	-	-	-
4-Chlorophenyl phenyl ether	-	-	-	-	-	-	-	-	-	-	-
4-Nitroaniline	-	120	-	-	-	-	-	-	-	-	-
4-Nitrophenol	-	-	-	-	-	-	-	-	-	-	-
Acenaphthene	-	45000	< 0.14	0.057 J	< 0.15	0.080 J	-	-	0.081 J	< 0.16	< 0.16
Acenaphthylene	-	-	0.041 J	0.043 J	< 0.15	0.16 J	-	-	< 0.30	< 0.16	< 0.16
Aniline	-	410	-	-	-	-	-	-	-	-	-
Anthracene	-	230000	0.067 J	0.16	< 0.11	0.32	-	-	0.15 J	0.052 J	< 0.12
Benzo(a)anthracene	-	2.9	0.16	0.5	0.083 J	0.78	-	-	0.26	0.13	< 0.12
Benzo(a)pyrene	-	0.29	0.18	0.46	0.080 J	0.8	-	-	0.26 J	0.11 J	< 0.16
Benzo(b)fluoranthene	-	2.9	0.24	0.4	0.072 J	0.99	-	-	0.22 J	0.092 J	< 0.12
Benzo(g,h,i)perylene	-	-	0.14	0.28	0.043 J	0.57	-	-	0.16 J	0.061 J	< 0.16
Benzo(k)fluoranthene	-	29	0.16	0.4	0.066 J	0.41	-	-	0.22 J	0.10 J	< 0.12
Benzoic acid	-	3.30E+06	-	-	-	-	-	-	-	-	-
Benzyl Alcohol	-	82000	-	-	-	-	-	-	-	-	-
bis(2-Chloroethoxy)methane	-	2500	-	-	-	-	-	-	-	-	-
bis(2-Chloroethyl)ether	-	1	-	-	-	-	-	-	-	-	-
bis(2-Ethylhexyl)phthalate	-	160	-	-	-	-	-	-	-	-	-
Butyl benzylphthalate	-	1200	-	-	-	-	-	-	-	-	-

TABLE 1
 SUMMARY OF SOIL SAMPLE ANALYTICAL RESULTS AND EXCEEDANCES - SVOCs AND TPH
 BUZZARD POINT DC UNITED SOCCER STADIUM DEVELOPMENT
 WASHINGTON, D.C.

Location	DC Tier 0 Soil Standards ¹	EPA Regional Screening Level for Industrial Soil ²	DP-108 07/17/2015 DP-108-SO-010-02 Primary 0.5 - 1	DP-108 07/17/2015 DP-108-SO-050-01 Primary 4.5 - 5	DP-108 07/17/2015 DP-108-SO-100-01 Primary 9.5 - 10	DP-109 07/20/2015 DP-109-SO-010-01 Primary 0.5 - 1	DP-109 07/20/2015 DP-109-SO-050-01 Primary 4.5 - 5	DP-109 07/20/2015 DP-109-SO-100-01 Primary 9.5 - 10	DP-110 07/20/2015 DP-110-SO-010-01 Primary 0.5 - 1	DP-110 07/20/2015 DP-110-SO-050-01 Primary 4.5 - 5	DP-110 07/20/2015 DP-110-SO-100-01 Primary 9.5 - 10
Chrysene	-	290	0.24	0.51	0.086 J	0.74	-	-	0.31	0.12	< 0.12
Dibenz(a,h)anthracene	-	0.29	0.048 J	0.099 J	< 0.11	0.16 J	-	-	< 0.23	< 0.12	< 0.12
Dibenzofuran	-	1000	-	-	-	-	-	-	-	-	-
Diethyl phthalate	-	660000	-	-	-	-	-	-	-	-	-
Dimethyl phthalate	-	-	-	-	-	-	-	-	-	-	-
Di-n-butylphthalate	-	82000	-	-	-	-	-	-	-	-	-
Di-n-octyl phthalate	-	8200	-	-	-	-	-	-	-	-	-
Fluoranthene	-	30000	0.26	0.93	0.14	1.4	-	-	0.54	0.24	< 0.12
Fluorene	-	30000	< 0.17	< 0.18	< 0.19	0.085 J	-	-	0.15 J	< 0.20	< 0.20
Hexachlorobenzene	-	1.4	-	-	-	-	-	-	-	-	-
Hexachlorobutadiene	-	30	-	-	-	-	-	-	-	-	-
Hexachlorocyclopentadiene	-	4900	-	-	-	-	-	-	-	-	-
Hexachloroethane	-	58	-	-	-	-	-	-	-	-	-
Indeno(1,2,3-cd)pyrene	-	2.9	0.12 J	0.24	0.042 J	0.5	-	-	0.14 J	0.058 J	< 0.16
Isophorone	-	2400	-	-	-	-	-	-	-	-	-
Naphthalene	-	17	< 0.17	< 0.18	< 0.19	0.12 J	-	-	0.19 J	< 0.20	< 0.20
Nitrobenzene	-	22	-	-	-	-	-	-	-	-	-
N-Nitrosodimethylamine	-	0.045	-	-	-	-	-	-	-	-	-
N-Nitrosodi-n-propylamine	-	0.33	-	-	-	-	-	-	-	-	-
N-Nitrosodiphenylamine	-	470	-	-	-	-	-	-	-	-	-
Pentachlorophenol	-	4	-	-	-	-	-	-	-	-	-
Phenanthrene	-	-	0.11	0.66	0.076 J	0.9	-	-	0.58	0.19	< 0.12
Phenol	-	250000	-	-	-	-	-	-	-	-	-
Pyrene	-	23000	0.25	0.81	0.12	1.3	-	-	0.5	0.2	< 0.12
Total Petroleum Hydrocarbons (mg/kg)											
Gasoline Range Organics (C6-C10)	100	-	< 2.7	< 2.7	< 2.9	< 3.0	< 2.7	< 3.5	5.9	< 3.1	< 3.0
Total Petroleum Hydrocarbons (C10-C28) DRO	100	-	-	-	-	-	-	-	-	-	-
Total Petroleum Hydrocarbons (C9-C44) DRO	100	-	1,400	146	9.63 J	549	383	12.9 J	2,890	114	17.1 J
Total Petroleum Hydrocarbons (C28-C40)	-	-	-	-	-	-	-	-	-	-	-

NOTES

- Bold where detected; highlighted where exceeds
- Results reported in mg/kg
- mg/kg = milligrams per kilogram
- ft bgs = feet below ground surface
- = screening level not available/sample not analyzed
- < = not detected at the indicated reporting limit
- J = estimated value
- SVOCs = semi-volatile organic compounds
- TPH = total petroleum hydrocarbons
- 1. DC Tier 0 Standards from the Tier 0 Standard Final Rulemaking published at 40 DCR 7835, 7892 (November 12, 1993); as amended by Final Rulemaking published at 46 DCR 7699 (October 1, 1999)
- 2. United States Environmental Protection Agency (EPA) Regional Screening Level (RSL) Summary Table (January 2015)

TABLE 1
 SUMMARY OF SOIL SAMPLE ANALYTICAL RESULTS AND EXCEEDANCES - SVOCs AND TPH
 BUZZARD POINT DC UNITED SOCCER STADIUM DEVELOPMENT
 WASHINGTON, D.C.

Location	DC Tier 0 Soil Standards ¹	EPA Regional Screening Level for Industrial Soil ²	DP-111 07/20/2015 DP-111-SO-010-01 Primary 0.5 - 1	DP-111 07/20/2015 DP-111-SO-050-01 Primary 4.5 - 5	DP-111 07/20/2015 DP-111-SO-100-01 Primary 9.5 - 10	DP-112 07/20/2015 DP-112-SO-010-01 Primary 0.5 - 1	DP-112 07/20/2015 DP-112-SO-050-01 Primary 4.5 - 5	DP-112 07/20/2015 DP-112-SO-100-01 Primary 9.5 - 10	DP-113 07/20/2015 DP-113-SO-010-01 Primary 0.5 - 1	DP-113 07/20/2015 DP-113-SO-050-01 Primary 4.5 - 5	DP-113 07/20/2015 DP-113-SO-100-01 Primary 9.5 - 10
Semi-Volatile Organic Compounds (mg/kg)											
1,2,4-Trichlorobenzene	-	110	-	-	-	-	-	-	-	-	-
1,2-Dichlorobenzene	-	9300	-	-	-	-	-	-	-	-	-
1,3-Dichlorobenzene	-	-	-	-	-	-	-	-	-	-	-
1,4-Dichlorobenzene	-	11	-	-	-	-	-	-	-	-	-
1-Methylnaphthalene	-	73	-	-	-	-	-	-	-	-	-
2,2'-oxybis(1-Chloropropane)	-	22	-	-	-	-	-	-	-	-	-
2,4,5-Trichlorophenol	-	82000	-	-	-	-	-	-	-	-	-
2,4,6-Trichlorophenol	-	210	-	-	-	-	-	-	-	-	-
2,4-Dichlorophenol	-	2500	-	-	-	-	-	-	-	-	-
2,4-Dimethylphenol	-	16000	-	-	-	-	-	-	-	-	-
2,4-Dinitrophenol	-	1600	-	-	-	-	-	-	-	-	-
2,4-Dinitrotoluene	-	7.4	-	-	-	-	-	-	-	-	-
2,6-Dinitrotoluene	-	1.5	-	-	-	-	-	-	-	-	-
2-Chloronaphthalene	-	93000	< 0.37	< 0.22	< 0.20	< 0.19	< 0.19	< 0.20	< 0.36	< 0.19	< 0.20
2-Chlorophenol	-	5800	-	-	-	-	-	-	-	-	-
2-Methylnaphthalene	-	3000	0.14 J	< 0.26	< 0.24	< 0.22	< 0.23	< 0.24	0.13 J	< 0.22	< 0.24
2-Methylphenol	-	41000	-	-	-	-	-	-	-	-	-
2-Nitroaniline	-	8000	-	-	-	-	-	-	-	-	-
2-Nitrophenol	-	-	-	-	-	-	-	-	-	-	-
3&4-Methylphenol	-	-	-	-	-	-	-	-	-	-	-
3,3'-Dichlorobenzidine	-	5.1	-	-	-	-	-	-	-	-	-
3-Nitroaniline	-	-	-	-	-	-	-	-	-	-	-
4,6-Dinitro-2-methylphenol	-	66	-	-	-	-	-	-	-	-	-
4-Bromophenyl phenyl ether	-	-	-	-	-	-	-	-	-	-	-
4-Chloro-3-methylphenol	-	82000	-	-	-	-	-	-	-	-	-
4-Chloroaniline	-	12	-	-	-	-	-	-	-	-	-
4-Chlorophenyl phenyl ether	-	-	-	-	-	-	-	-	-	-	-
4-Nitroaniline	-	120	-	-	-	-	-	-	-	-	-
4-Nitrophenol	-	-	-	-	-	-	-	-	-	-	-
Acenaphthene	-	45000	< 0.29	< 0.17	< 0.16	< 0.15	< 0.15	< 0.16	< 0.28	0.053 J	< 0.16
Acenaphthylene	-	-	< 0.29	0.045 J	< 0.16	0.064 J	0.054 J	< 0.16	< 0.28	< 0.15	< 0.16
Aniline	-	410	-	-	-	-	-	-	-	-	-
Anthracene	-	230000	< 0.22	0.14	< 0.12	0.15	0.054 J	0.072 J	< 0.21	0.44	< 0.12
Benzo(a)anthracene	-	2.9	0.096 J	0.24	0.11 J	0.54	0.15	0.2	< 0.21	1.4	< 0.12
Benzo(a)pyrene	-	0.29	0.11 J	0.17	0.094 J	0.39	0.18	0.2	< 0.28	1.2	< 0.16
Benzo(b)fluoranthene	-	2.9	0.15 J	0.15	0.079 J	0.38	0.15	0.16	0.083 J	1.3	< 0.12
Benzo(g,h,i)perylene	-	-	0.11 J	0.075 J	0.045 J	0.21	0.13 J	0.10 J	< 0.28	0.73	< 0.16
Benzo(k)fluoranthene	-	29	0.12 J	0.14	0.089 J	0.34	0.14	0.15	< 0.21	0.93	< 0.12
Benzoic acid	-	3.30E+06	-	-	-	-	-	-	-	-	-
Benzyl Alcohol	-	82000	-	-	-	-	-	-	-	-	-
bis(2-Chloroethoxy)methane	-	2500	-	-	-	-	-	-	-	-	-
bis(2-Chloroethyl)ether	-	1	-	-	-	-	-	-	-	-	-
bis(2-Ethylhexyl)phthalate	-	160	-	-	-	-	-	-	-	-	-
Butyl benzylphthalate	-	1200	-	-	-	-	-	-	-	-	-

TABLE 1
 SUMMARY OF SOIL SAMPLE ANALYTICAL RESULTS AND EXCEEDANCES - SVOCs AND TPH
 BUZZARD POINT DC UNITED SOCCER STADIUM DEVELOPMENT
 WASHINGTON, D.C.

Location			DP-111	DP-111	DP-111	DP-112	DP-112	DP-112	DP-113	DP-113	DP-113
Sample Date			07/20/2015	07/20/2015	07/20/2015	07/20/2015	07/20/2015	07/20/2015	07/20/2015	07/20/2015	07/20/2015
Sample Name	DC Tier 0 Soil Standards ¹	EPA Regional Screening Level for Industrial Soil ²	DP-111-SO-010-01	DP-111-SO-050-01	DP-111-SO-100-01	DP-112-SO-010-01	DP-112-SO-050-01	DP-112-SO-100-01	DP-113-SO-010-01	DP-113-SO-050-01	DP-113-SO-100-01
Sample Type			Primary	Primary	Primary	Primary	Primary	Primary	Primary	Primary	Primary
Sample Depth Interval (ft bgs)			0.5 - 1	4.5 - 5	9.5 - 10	0.5 - 1	4.5 - 5	9.5 - 10	0.5 - 1	4.5 - 5	9.5 - 10
Chrysene	-	290	0.21 J	0.21	0.10 J	0.54	0.15	0.2	0.14 J	1.3	< 0.12
Dibenz(a,h)anthracene	-	0.29	< 0.22	< 0.13	< 0.12	0.083 J	< 0.11	< 0.12	< 0.21	0.26	< 0.12
Dibenzofuran	-	1000	-	-	-	-	-	-	-	-	-
Diethyl phthalate	-	660000	-	-	-	-	-	-	-	-	-
Dimethyl phthalate	-	-	-	-	-	-	-	-	-	-	-
Di-n-butylphthalate	-	82000	-	-	-	-	-	-	-	-	-
Di-n-octyl phthalate	-	8200	-	-	-	-	-	-	-	-	-
Fluoranthene	-	30000	0.13 J	0.51	0.17	1	0.23	0.37	0.11 J	3.3	< 0.12
Fluorene	-	30000	< 0.37	0.073 J	< 0.20	< 0.19	< 0.19	< 0.20	< 0.36	0.096 J	< 0.20
Hexachlorobenzene	-	1.4	-	-	-	-	-	-	-	-	-
Hexachlorobutadiene	-	30	-	-	-	-	-	-	-	-	-
Hexachlorocyclopentadiene	-	4900	-	-	-	-	-	-	-	-	-
Hexachloroethane	-	58	-	-	-	-	-	-	-	-	-
Indeno(1,2,3-cd)pyrene	-	2.9	0.082 J	0.082 J	0.045 J	0.2	0.11 J	0.10 J	< 0.28	0.7	< 0.16
Isophorone	-	2400	-	-	-	-	-	-	-	-	-
Naphthalene	-	17	< 0.37	< 0.22	< 0.20	< 0.19	< 0.19	< 0.20	< 0.36	< 0.19	< 0.20
Nitrobenzene	-	22	-	-	-	-	-	-	-	-	-
N-Nitrosodimethylamine	-	0.045	-	-	-	-	-	-	-	-	-
N-Nitrosodi-n-propylamine	-	0.33	-	-	-	-	-	-	-	-	-
N-Nitrosodiphenylamine	-	470	-	-	-	-	-	-	-	-	-
Pentachlorophenol	-	4	-	-	-	-	-	-	-	-	-
Phenanthrene	-	-	0.15 J	0.54	0.062 J	0.33	0.12	0.24	0.13 J	1.8	< 0.12
Phenol	-	250000	-	-	-	-	-	-	-	-	-
Pyrene	-	23000	0.14 J	0.39	0.14	0.85	0.21	0.31	0.12 J	2.4	< 0.12
Total Petroleum Hydrocarbons (mg/kg)											
Gasoline Range Organics (C6-C10)	100	-	< 2.7	< 3.2	< 2.9	2.3 J	< 2.9	8.5	2.2 J	< 2.8	< 3.0
Total Petroleum Hydrocarbons (C10-C28) DRO	100	-	-	-	-	-	-	-	-	-	-
Total Petroleum Hydrocarbons (C9-C44) DRO	100	-	1,930	11.9 J	17.7 J	1,700	102	18.9 J	3,930	69	60.9
Total Petroleum Hydrocarbons (C28-C40)	-	-	-	-	-	-	-	-	-	-	-

NOTES

- Bold where detected; highlighted where exceeds
- Results reported in mg/kg
- mg/kg = milligrams per kilogram
- ft bgs = feet below ground surface
- = screening level not available/sample not analyzed
- < = not detected at the indicated reporting limit
- J = estimated value
- SVOCs = semi-volatile organic compounds
- TPH = total petroleum hydrocarbons
- 1. DC Tier 0 Standards from the Tier 0 Standard Final Rulemaking published at 40 DCR 7835, 7892 (November 12, 1993); as amended by Final Rulemaking published at 46 DCR 7699 (October 1, 1999)
- 2. United States Environmental Protection Agency (EPA) Regional Screening Level (RSL) Summary Table (January 2015)

TABLE 1
 SUMMARY OF SOIL SAMPLE ANALYTICAL RESULTS AND EXCEEDANCES - SVOCs AND TPH
 BUZZARD POINT DC UNITED SOCCER STADIUM DEVELOPMENT
 WASHINGTON, D.C.

Location	DC Tier 0 Soil Standards ¹	EPA Regional Screening Level for Industrial Soil ²	DP-114 07/20/2015 DP-114-SO-010-01 Primary 0.5 - 1	DP-114 07/20/2015 DP-114-SO-050-01 Primary 4.5 - 5	DP-114 07/20/2015 DP-114-SO-100-01 Primary 9.5 - 10	DP-115 07/21/2015 DP-115-SO-010-01 Primary 0.5 - 1	DP-115 07/21/2015 DP-115-SO-010-02 Duplicate 0.5 - 1	DP-115 07/21/2015 DP-115-SO-050-01 Primary 4.5 - 5	DP-115 07/21/2015 DP-115-SO-050-02 Duplicate 4.5 - 5	DP-115 07/21/2015 DP-115-SO-100-01 Primary 9.5 - 10	DP-115 07/21/2015 DP-115-SO-100-02 Duplicate 9.5 - 10
Semi-Volatile Organic Compounds (mg/kg)											
1,2,4-Trichlorobenzene	-	110	-	-	-	-	-	-	-	-	-
1,2-Dichlorobenzene	-	9300	-	-	-	-	-	-	-	-	-
1,3-Dichlorobenzene	-	-	-	-	-	-	-	-	-	-	-
1,4-Dichlorobenzene	-	11	-	-	-	-	-	-	-	-	-
1-Methylnaphthalene	-	73	-	-	-	-	-	-	-	-	-
2,2'-oxybis(1-Chloropropane)	-	22	-	-	-	-	-	-	-	-	-
2,4,5-Trichlorophenol	-	82000	-	-	-	-	-	-	-	-	-
2,4,6-Trichlorophenol	-	210	-	-	-	-	-	-	-	-	-
2,4-Dichlorophenol	-	2500	-	-	-	-	-	-	-	-	-
2,4-Dimethylphenol	-	16000	-	-	-	-	-	-	-	-	-
2,4-Dinitrophenol	-	1600	-	-	-	-	-	-	-	-	-
2,4-Dinitrotoluene	-	7.4	-	-	-	-	-	-	-	-	-
2,6-Dinitrotoluene	-	1.5	-	-	-	-	-	-	-	-	-
2-Chloronaphthalene	-	93000	< 0.36	< 0.18	< 0.20	< 0.18	< 0.18	< 0.19	< 0.19	< 0.21	< 0.21
2-Chlorophenol	-	5800	-	-	-	-	-	-	-	-	-
2-Methylnaphthalene	-	3000	< 0.44	< 0.22	< 0.24	< 0.22	< 0.21	< 0.23	< 0.23	< 0.25	< 0.25
2-Methylphenol	-	41000	-	-	-	-	-	-	-	-	-
2-Nitroaniline	-	8000	-	-	-	-	-	-	-	-	-
2-Nitrophenol	-	-	-	-	-	-	-	-	-	-	-
3&4-Methylphenol	-	-	-	-	-	-	-	-	-	-	-
3,3'-Dichlorobenzidine	-	5.1	-	-	-	-	-	-	-	-	-
3-Nitroaniline	-	-	-	-	-	-	-	-	-	-	-
4,6-Dinitro-2-methylphenol	-	66	-	-	-	-	-	-	-	-	-
4-Bromophenyl phenyl ether	-	-	-	-	-	-	-	-	-	-	-
4-Chloro-3-methylphenol	-	82000	-	-	-	-	-	-	-	-	-
4-Chloroaniline	-	12	-	-	-	-	-	-	-	-	-
4-Chlorophenyl phenyl ether	-	-	-	-	-	-	-	-	-	-	-
4-Nitroaniline	-	120	-	-	-	-	-	-	-	-	-
4-Nitrophenol	-	-	-	-	-	-	-	-	-	-	-
Acenaphthene	-	45000	0.64	< 0.15	< 0.16	0.074 J	0.047 J	< 0.15	< 0.15	< 0.17	< 0.16
Acenaphthylene	-	-	0.19 J	< 0.15	< 0.16	0.049 J	< 0.14	< 0.15	< 0.15	< 0.17	< 0.16
Aniline	-	410	-	-	-	-	-	-	-	-	-
Anthracene	-	230000	2.7	< 0.11	< 0.12	0.24	0.11	< 0.11	< 0.11	< 0.12	< 0.12
Benzo(a)anthracene	-	2.9	4.9	0.041 J	0.14	0.56	0.3	< 0.11	< 0.11	< 0.12	< 0.12
Benzo(a)pyrene	-	0.29	4.2	0.047 J	0.13 J	0.47	0.27	< 0.15	< 0.15	< 0.17	< 0.16
Benzo(b)fluoranthene	-	2.9	3.7	0.040 J	0.11 J	0.66	0.37	< 0.11	< 0.11	< 0.12	< 0.12
Benzo(g,h,i)perylene	-	-	2.2	< 0.15	0.064 J	0.28	0.19	< 0.15	< 0.15	< 0.17	< 0.16
Benzo(k)fluoranthene	-	29	3.3	0.035 J	0.12	0.27	0.15	< 0.11	< 0.11	< 0.12	< 0.12
Benzoic acid	-	3.30E+06	-	-	-	-	-	-	-	-	-
Benzyl Alcohol	-	82000	-	-	-	-	-	-	-	-	-
bis(2-Chloroethoxy)methane	-	2500	-	-	-	-	-	-	-	-	-
bis(2-Chloroethyl)ether	-	1	-	-	-	-	-	-	-	-	-
bis(2-Ethylhexyl)phthalate	-	160	-	-	-	-	-	-	-	-	-
Butyl benzylphthalate	-	1200	-	-	-	-	-	-	-	-	-

TABLE 1
 SUMMARY OF SOIL SAMPLE ANALYTICAL RESULTS AND EXCEEDANCES - SVOCs AND TPH
 BUZZARD POINT DC UNITED SOCCER STADIUM DEVELOPMENT
 WASHINGTON, D.C.

Location			DP-114	DP-114	DP-114	DP-115	DP-115	DP-115	DP-115	DP-115	DP-115
Sample Date			07/20/2015	07/20/2015	07/20/2015	07/21/2015	07/21/2015	07/21/2015	07/21/2015	07/21/2015	07/21/2015
Sample Name	DC Tier 0 Soil Standards ¹	EPA Regional Screening Level for Industrial Soil ²	DP-114-SO-010-01	DP-114-SO-050-01	DP-114-SO-100-01	DP-115-SO-010-01	DP-115-SO-010-02	DP-115-SO-050-01	DP-115-SO-050-02	DP-115-SO-100-01	DP-115-SO-100-02
Sample Type			Primary	Primary	Primary	Primary	Duplicate	Primary	Duplicate	Primary	Duplicate
Sample Depth Interval (ft bgs)			0.5 - 1	4.5 - 5	9.5 - 10	0.5 - 1	0.5 - 1	4.5 - 5	4.5 - 5	9.5 - 10	9.5 - 10
Chrysene	-	290	4.3	0.042 J	0.14	0.56	0.31	< 0.11	< 0.11	< 0.12	< 0.12
Dibenz(a,h)anthracene	-	0.29	0.91	< 0.11	< 0.12	0.088 J	0.050 J	< 0.11	< 0.11	< 0.12	< 0.12
Dibenzofuran	-	1000	-	-	-	-	-	-	-	-	-
Diethyl phthalate	-	660000	-	-	-	-	-	-	-	-	-
Dimethyl phthalate	-	-	-	-	-	-	-	-	-	-	-
Di-n-butylphthalate	-	82000	-	-	-	-	-	-	-	-	-
Di-n-octyl phthalate	-	8200	-	-	-	-	-	-	-	-	-
Fluoranthene	-	30000	10	0.066 J	0.26	1.1	0.61	< 0.11	< 0.11	< 0.12	0.039 J
Fluorene	-	30000	0.7	< 0.18	< 0.20	0.10 J	< 0.18	< 0.19	< 0.19	< 0.21	< 0.21
Hexachlorobenzene	-	1.4	-	-	-	-	-	-	-	-	-
Hexachlorobutadiene	-	30	-	-	-	-	-	-	-	-	-
Hexachlorocyclopentadiene	-	4900	-	-	-	-	-	-	-	-	-
Hexachloroethane	-	58	-	-	-	-	-	-	-	-	-
Indeno(1,2,3-cd)pyrene	-	2.9	2.3	< 0.15	0.061 J	0.3	0.19	< 0.15	< 0.15	< 0.17	< 0.16
Isophorone	-	2400	-	-	-	-	-	-	-	-	-
Naphthalene	-	17	0.12 J	< 0.18	< 0.20	0.062 J	< 0.18	< 0.19	< 0.19	< 0.21	< 0.21
Nitrobenzene	-	22	-	-	-	-	-	-	-	-	-
N-Nitrosodimethylamine	-	0.045	-	-	-	-	-	-	-	-	-
N-Nitrosodi-n-propylamine	-	0.33	-	-	-	-	-	-	-	-	-
N-Nitrosodiphenylamine	-	470	-	-	-	-	-	-	-	-	-
Pentachlorophenol	-	4	-	-	-	-	-	-	-	-	-
Phenanthrene	-	-	8	0.051 J	0.14	0.83	0.42	< 0.11	< 0.11	< 0.12	< 0.12
Phenol	-	250000	-	-	-	-	-	-	-	-	-
Pyrene	-	23000	8.3	0.055 J	0.22	0.95	0.53	< 0.11	< 0.11	< 0.12	< 0.12
Total Petroleum Hydrocarbons (mg/kg)											
Gasoline Range Organics (C6-C10)	100	-	< 2.7	< 2.6	< 3.0	< 2.8	< 2.7	< 2.8	< 2.5	< 3.0	< 3.1
Total Petroleum Hydrocarbons (C10-C28) DRO	100	-	-	-	-	-	-	-	-	-	-
Total Petroleum Hydrocarbons (C9-C44) DRO	100	-	960	32 J	75.2	181	174	12.2 J	9.82 J	13.2 J	7.15 J
Total Petroleum Hydrocarbons (C28-C40)	-	-	-	-	-	-	-	-	-	-	-

NOTES

- Bold where detected; highlighted where exceeds
- Results reported in mg/kg
- mg/kg = milligrams per kilogram
- ft bgs = feet below ground surface
- = screening level not available/sample not analyzed
- < = not detected at the indicated reporting limit
- J = estimated value
- SVOCs = semi-volatile organic compounds
- TPH = total petroleum hydrocarbons
- 1. DC Tier 0 Standards from the Tier 0 Standard Final Rulemaking published at 40 DCR 7835, 7892 (November 12, 1993); as amended by Final Rulemaking published at 46 DCR 7699 (October 1, 1999)
- 2. United States Environmental Protection Agency (EPA) Regional Screening Level (RSL) Summary Table (January 2015)

TABLE 1
 SUMMARY OF SOIL SAMPLE ANALYTICAL RESULTS AND EXCEEDANCES - SVOCs AND TPH
 BUZZARD POINT DC UNITED SOCCER STADIUM DEVELOPMENT
 WASHINGTON, D.C.

Location	DC Tier 0 Soil Standards ¹	EPA Regional Screening Level for Industrial Soil ²	DP-116 07/21/2015 DP-116-SO-010-01 Primary 0.5 - 1	DP-116 07/21/2015 DP-116-SO-050-01 Primary 4.5 - 5	DP-116 07/21/2015 DP-116-SO-100-01 Primary 9.5 - 10	DP-117 07/21/2015 DP-117-SO-010-01 Primary 0.5 - 1	DP-117 07/21/2015 DP-117-SO-050-01 Primary 4.5 - 5	DP-117 07/21/2015 DP-117-SO-100-01 Primary 9.5 - 10	DP-118 07/21/2015 DP-118-SO-010-01 Primary 0.5 - 1	DP-118 07/21/2015 DP-118-SO-010-02 Duplicate 0.5 - 1	DP-118 07/21/2015 DP-118-SO-050-01 Primary 4.5 - 5
Semi-Volatile Organic Compounds (mg/kg)											
1,2,4-Trichlorobenzene	-	110	-	-	-	-	-	-	-	-	-
1,2-Dichlorobenzene	-	9300	-	-	-	-	-	-	-	-	-
1,3-Dichlorobenzene	-	-	-	-	-	-	-	-	-	-	-
1,4-Dichlorobenzene	-	11	-	-	-	-	-	-	-	-	-
1-Methylnaphthalene	-	73	-	-	-	-	-	-	-	-	-
2,2'-oxybis(1-Chloropropane)	-	22	-	-	-	-	-	-	-	-	-
2,4,5-Trichlorophenol	-	82000	-	-	-	-	-	-	-	-	-
2,4,6-Trichlorophenol	-	210	-	-	-	-	-	-	-	-	-
2,4-Dichlorophenol	-	2500	-	-	-	-	-	-	-	-	-
2,4-Dimethylphenol	-	16000	-	-	-	-	-	-	-	-	-
2,4-Dinitrophenol	-	1600	-	-	-	-	-	-	-	-	-
2,4-Dinitrotoluene	-	7.4	-	-	-	-	-	-	-	-	-
2,6-Dinitrotoluene	-	1.5	-	-	-	-	-	-	-	-	-
2-Chloronaphthalene	-	93000	< 0.38	< 0.19	< 0.20	< 0.75	< 0.19	< 0.20	< 0.36	< 0.38	< 0.19
2-Chlorophenol	-	5800	-	-	-	-	-	-	-	-	-
2-Methylnaphthalene	-	3000	< 0.46	< 0.23	< 0.24	< 0.90	< 0.23	< 0.24	< 0.43	0.13 J	< 0.22
2-Methylphenol	-	41000	-	-	-	-	-	-	-	-	-
2-Nitroaniline	-	8000	-	-	-	-	-	-	-	-	-
2-Nitrophenol	-	-	-	-	-	-	-	-	-	-	-
3&4-Methylphenol	-	-	-	-	-	-	-	-	-	-	-
3,3'-Dichlorobenzidine	-	5.1	-	-	-	-	-	-	-	-	-
3-Nitroaniline	-	-	-	-	-	-	-	-	-	-	-
4,6-Dinitro-2-methylphenol	-	66	-	-	-	-	-	-	-	-	-
4-Bromophenyl phenyl ether	-	-	-	-	-	-	-	-	-	-	-
4-Chloro-3-methylphenol	-	82000	-	-	-	-	-	-	-	-	-
4-Chloroaniline	-	12	-	-	-	-	-	-	-	-	-
4-Chlorophenyl phenyl ether	-	-	-	-	-	-	-	-	-	-	-
4-Nitroaniline	-	120	-	-	-	-	-	-	-	-	-
4-Nitrophenol	-	-	-	-	-	-	-	-	-	-	-
Acenaphthene	-	45000	0.093 J	0.14 J	< 0.16	< 0.60	< 0.15	< 0.16	< 0.29	< 0.30	< 0.15
Acenaphthylene	-	-	0.073 J	0.087 J	< 0.16	< 0.60	< 0.15	< 0.16	< 0.29	< 0.30	< 0.15
Aniline	-	410	-	-	-	-	-	-	-	-	-
Anthracene	-	230000	0.37	0.42	< 0.12	< 0.45	< 0.11	< 0.12	0.090 J	0.083 J	< 0.11
Benzo(a)anthracene	-	2.9	0.8	0.94	0.064 J	0.20 J	0.083 J	< 0.12	0.24	0.23	0.049 J
Benzo(a)pyrene	-	0.29	0.66	0.82	0.065 J	< 0.60	0.078 J	< 0.16	0.22 J	0.21 J	< 0.15
Benzo(b)fluoranthene	-	2.9	0.86	1.2	0.086 J	0.25 J	0.097 J	< 0.12	0.31	0.29	0.057 J
Benzo(g,h,i)perylene	-	-	0.36	0.51	< 0.16	< 0.60	0.046 J	< 0.16	0.16 J	0.18 J	< 0.15
Benzo(k)fluoranthene	-	29	0.34	0.4	< 0.12	< 0.45	0.044 J	< 0.12	0.093 J	0.098 J	< 0.11
Benzoic acid	-	3.30E+06	-	-	-	-	-	-	-	-	-
Benzyl Alcohol	-	82000	-	-	-	-	-	-	-	-	-
bis(2-Chloroethoxy)methane	-	2500	-	-	-	-	-	-	-	-	-
bis(2-Chloroethyl)ether	-	1	-	-	-	-	-	-	-	-	-
bis(2-Ethylhexyl)phthalate	-	160	-	-	-	-	-	-	-	-	-
Butyl benzylphthalate	-	1200	-	-	-	-	-	-	-	-	-

TABLE 1
 SUMMARY OF SOIL SAMPLE ANALYTICAL RESULTS AND EXCEEDANCES - SVOCs AND TPH
 BUZZARD POINT DC UNITED SOCCER STADIUM DEVELOPMENT
 WASHINGTON, D.C.

Location Sample Date Sample Name Sample Type Sample Depth Interval (ft bgs)	DC Tier 0 Soil Standards ¹	EPA Regional Screening Level for Industrial Soil ²	DP-116 07/21/2015 DP-116-SO-010-01 Primary 0.5 - 1	DP-116 07/21/2015 DP-116-SO-050-01 Primary 4.5 - 5	DP-116 07/21/2015 DP-116-SO-100-01 Primary 9.5 - 10	DP-117 07/21/2015 DP-117-SO-010-01 Primary 0.5 - 1	DP-117 07/21/2015 DP-117-SO-050-01 Primary 4.5 - 5	DP-117 07/21/2015 DP-117-SO-100-01 Primary 9.5 - 10	DP-118 07/21/2015 DP-118-SO-010-01 Primary 0.5 - 1	DP-118 07/21/2015 DP-118-SO-010-02 Duplicate 0.5 - 1	DP-118 07/21/2015 DP-118-SO-050-01 Primary 4.5 - 5
Chrysene	-	290	0.82	0.94	0.069 J	0.37 J	0.092 J	< 0.12	0.3	0.38	0.053 J
Dibenz(a,h)anthracene	-	0.29	0.11 J	0.14	< 0.12	< 0.45	< 0.11	< 0.12	< 0.22	< 0.23	< 0.11
Dibenzofuran	-	1000	-	-	-	-	-	-	-	-	-
Diethyl phthalate	-	660000	-	-	-	-	-	-	-	-	-
Dimethyl phthalate	-	-	-	-	-	-	-	-	-	-	-
Di-n-butylphthalate	-	82000	-	-	-	-	-	-	-	-	-
Di-n-octyl phthalate	-	8200	-	-	-	-	-	-	-	-	-
Fluoranthene	-	30000	1.6	2.6	0.083 J	0.36 J	0.15	0.051 J	0.47	0.43	0.095 J
Fluorene	-	30000	< 0.38	0.14 J	< 0.20	< 0.75	< 0.19	< 0.20	< 0.36	< 0.38	< 0.19
Hexachlorobenzene	-	1.4	-	-	-	-	-	-	-	-	-
Hexachlorobutadiene	-	30	-	-	-	-	-	-	-	-	-
Hexachlorocyclopentadiene	-	4900	-	-	-	-	-	-	-	-	-
Hexachloroethane	-	58	-	-	-	-	-	-	-	-	-
Indeno(1,2,3-cd)pyrene	-	2.9	0.4	0.55	< 0.16	< 0.60	0.050 J	< 0.16	0.14 J	< 0.30	< 0.15
Isophorone	-	2400	-	-	-	-	-	-	-	-	-
Naphthalene	-	17	< 0.38	< 0.19	< 0.20	< 0.75	< 0.19	< 0.20	< 0.36	< 0.38	< 0.19
Nitrobenzene	-	22	-	-	-	-	-	-	-	-	-
N-Nitrosodimethylamine	-	0.045	-	-	-	-	-	-	-	-	-
N-Nitrosodi-n-propylamine	-	0.33	-	-	-	-	-	-	-	-	-
N-Nitrosodiphenylamine	-	470	-	-	-	-	-	-	-	-	-
Pentachlorophenol	-	4	-	-	-	-	-	-	-	-	-
Phenanthrene	-	-	1.1	2.1	< 0.12	0.26 J	0.090 J	< 0.12	0.47	0.38	0.047 J
Phenol	-	250000	-	-	-	-	-	-	-	-	-
Pyrene	-	23000	1.4	2	0.079 J	0.37 J	0.14	0.046 J	0.44	0.49	0.077 J
Total Petroleum Hydrocarbons (mg/kg)											
Gasoline Range Organics (C6-C10)	100	-	< 2.7	0.66 J	< 2.9	< 2.7	< 2.8	< 3.0	4.7	10	< 2.8
Total Petroleum Hydrocarbons (C10-C28) DRO	100	-	-	-	-	-	-	-	-	-	-
Total Petroleum Hydrocarbons (C9-C44) DRO	100	-	202	42.4	11.3 J	619	52.1	14 J	2,990	3,470	63
Total Petroleum Hydrocarbons (C28-C40)	-	-	-	-	-	-	-	-	-	-	-

NOTES

- Bold where detected; highlighted where exceeds
- Results reported in mg/kg
- mg/kg = milligrams per kilogram
- ft bgs = feet below ground surface
- = screening level not available/sample not analyzed
- < = not detected at the indicated reporting limit
- J = estimated value
- SVOCs = semi-volatile organic compounds
- TPH = total petroleum hydrocarbons
- 1. DC Tier 0 Standards from the Tier 0 Standard Final Rulemaking published at 40 DCR 7835, 7892 (November 12, 1993); as amended by Final Rulemaking published at 46 DCR 7699 (October 1, 1999)
- 2. United States Environmental Protection Agency (EPA) Regional Screening Level (RSL) Summary Table (January 2015)

TABLE 1
 SUMMARY OF SOIL SAMPLE ANALYTICAL RESULTS AND EXCEEDANCES - SVOCs AND TPH
 BUZZARD POINT DC UNITED SOCCER STADIUM DEVELOPMENT
 WASHINGTON, D.C.

Location	DC Tier 0 Soil Standards ¹	EPA Regional Screening Level for Industrial Soil ²	DP-118 07/21/2015 DP-118-SO-100-01 Primary 9.5 - 10	DP-119 07/21/2015 DP-119-SO-010-01 Primary 0.5 - 1	DP-119 07/21/2015 DP-119-SO-050-01 Primary 4.5 - 5	DP-119 07/21/2015 DP-119-SO-100-01 Primary 9.5 - 10	DP-120 07/21/2015 DP-120-SO-010-01 Primary 0.5 - 1	DP-120 07/21/2015 DP-120-SO-050-01 Primary 4.5 - 5	DP-120 07/21/2015 DP-120-SO-100-01 Primary 9.5 - 10	DP-121 07/21/2015 DP-121-SO-010-01 Primary 0.5 - 1	DP-121 07/21/2015 DP-121-SO-050-01 Primary 4.5 - 5
Semi-Volatile Organic Compounds (mg/kg)											
1,2,4-Trichlorobenzene	-	110	-	-	-	-	-	-	-	-	-
1,2-Dichlorobenzene	-	9300	-	-	-	-	-	-	-	-	-
1,3-Dichlorobenzene	-	-	-	-	-	-	-	-	-	-	-
1,4-Dichlorobenzene	-	11	-	-	-	-	-	-	-	-	-
1-Methylnaphthalene	-	73	-	-	-	-	-	-	-	-	-
2,2'-oxybis(1-Chloropropane)	-	22	-	-	-	-	-	-	-	-	-
2,4,5-Trichlorophenol	-	82000	-	-	-	-	-	-	-	-	-
2,4,6-Trichlorophenol	-	210	-	-	-	-	-	-	-	-	-
2,4-Dichlorophenol	-	2500	-	-	-	-	-	-	-	-	-
2,4-Dimethylphenol	-	16000	-	-	-	-	-	-	-	-	-
2,4-Dinitrophenol	-	1600	-	-	-	-	-	-	-	-	-
2,4-Dinitrotoluene	-	7.4	-	-	-	-	-	-	-	-	-
2,6-Dinitrotoluene	-	1.5	-	-	-	-	-	-	-	-	-
2-Chloronaphthalene	-	93000	< 0.19	< 0.35	< 0.19	< 0.65	< 0.36	< 0.20	< 0.20	< 0.18	< 0.19
2-Chlorophenol	-	5800	-	-	-	-	-	-	-	-	-
2-Methylnaphthalene	-	3000	< 0.23	0.59	< 0.23	< 0.78	< 0.43	< 0.23	< 0.24	< 0.22	< 0.23
2-Methylphenol	-	41000	-	-	-	-	-	-	-	-	-
2-Nitroaniline	-	8000	-	-	-	-	-	-	-	-	-
2-Nitrophenol	-	-	-	-	-	-	-	-	-	-	-
3&4-Methylphenol	-	-	-	-	-	-	-	-	-	-	-
3,3'-Dichlorobenzidine	-	5.1	-	-	-	-	-	-	-	-	-
3-Nitroaniline	-	-	-	-	-	-	-	-	-	-	-
4,6-Dinitro-2-methylphenol	-	66	-	-	-	-	-	-	-	-	-
4-Bromophenyl phenyl ether	-	-	-	-	-	-	-	-	-	-	-
4-Chloro-3-methylphenol	-	82000	-	-	-	-	-	-	-	-	-
4-Chloroaniline	-	12	-	-	-	-	-	-	-	-	-
4-Chlorophenyl phenyl ether	-	-	-	-	-	-	-	-	-	-	-
4-Nitroaniline	-	120	-	-	-	-	-	-	-	-	-
4-Nitrophenol	-	-	-	-	-	-	-	-	-	-	-
Acenaphthene	-	45000	< 0.15	< 0.28	< 0.15	0.13 J	< 0.29	< 0.16	< 0.16	0.10 J	< 0.15
Acenaphthylene	-	-	< 0.15	< 0.28	0.10 J	< 0.52	< 0.29	< 0.16	< 0.16	< 0.14	< 0.15
Aniline	-	410	-	-	-	-	-	-	-	-	-
Anthracene	-	230000	< 0.12	0.17 J	0.18	< 0.39	< 0.22	< 0.12	< 0.12	< 0.11	< 0.11
Benzo(a)anthracene	-	2.9	< 0.12	0.26	0.75	0.13 J	< 0.22	< 0.12	< 0.12	0.036 J	0.047 J
Benzo(a)pyrene	-	0.29	< 0.15	0.24 J	0.7	< 0.52	< 0.29	< 0.16	< 0.16	< 0.14	< 0.15
Benzo(b)fluoranthene	-	2.9	< 0.12	0.32	0.89	0.20 J	< 0.22	< 0.12	< 0.12	0.043 J	0.045 J
Benzo(g,h,i)perylene	-	-	< 0.15	0.20 J	0.4	< 0.52	< 0.29	< 0.16	< 0.16	< 0.14	< 0.15
Benzo(k)fluoranthene	-	29	< 0.12	0.11 J	0.34	< 0.39	< 0.22	< 0.12	< 0.12	< 0.11	< 0.11
Benzoic acid	-	3.30E+06	-	-	-	-	-	-	-	-	-
Benzyl Alcohol	-	82000	-	-	-	-	-	-	-	-	-
bis(2-Chloroethoxy)methane	-	2500	-	-	-	-	-	-	-	-	-
bis(2-Chloroethyl)ether	-	1	-	-	-	-	-	-	-	-	-
bis(2-Ethylhexyl)phthalate	-	160	-	-	-	-	-	-	-	-	-
Butyl benzylphthalate	-	1200	-	-	-	-	-	-	-	-	-

TABLE 1
 SUMMARY OF SOIL SAMPLE ANALYTICAL RESULTS AND EXCEEDANCES - SVOCs AND TPH
 BUZZARD POINT DC UNITED SOCCER STADIUM DEVELOPMENT
 WASHINGTON, D.C.

Location	DC Tier 0 Soil Standards ¹	EPA Regional Screening Level for Industrial Soil ²	DP-118 07/21/2015 DP-118-SO-100-01 Primary 9.5 - 10	DP-119 07/21/2015 DP-119-SO-010-01 Primary 0.5 - 1	DP-119 07/21/2015 DP-119-SO-050-01 Primary 4.5 - 5	DP-119 07/21/2015 DP-119-SO-100-01 Primary 9.5 - 10	DP-120 07/21/2015 DP-120-SO-010-01 Primary 0.5 - 1	DP-120 07/21/2015 DP-120-SO-050-01 Primary 4.5 - 5	DP-120 07/21/2015 DP-120-SO-100-01 Primary 9.5 - 10	DP-121 07/21/2015 DP-121-SO-010-01 Primary 0.5 - 1	DP-121 07/21/2015 DP-121-SO-050-01 Primary 4.5 - 5
Chrysene	-	290	< 0.12	0.39	0.72	0.19 J	< 0.22	< 0.12	< 0.12	0.047 J	0.048 J
Dibenz(a,h)anthracene	-	0.29	< 0.12	< 0.21	0.12	< 0.39	< 0.22	< 0.12	< 0.12	< 0.11	< 0.11
Dibenzofuran	-	1000	-	-	-	-	-	-	-	-	-
Diethyl phthalate	-	660000	-	-	-	-	-	-	-	-	-
Dimethyl phthalate	-	-	-	-	-	-	-	-	-	-	-
Di-n-butylphthalate	-	82000	-	-	-	-	-	-	-	-	-
Di-n-octyl phthalate	-	8200	-	-	-	-	-	-	-	-	-
Fluoranthene	-	30000	< 0.12	0.58	1.1	0.39	< 0.22	0.037 J	< 0.12	0.084 J	0.099 J
Fluorene	-	30000	< 0.19	< 0.35	0.055 J	< 0.65	< 0.36	< 0.20	< 0.20	< 0.18	< 0.19
Hexachlorobenzene	-	1.4	-	-	-	-	-	-	-	-	-
Hexachlorobutadiene	-	30	-	-	-	-	-	-	-	-	-
Hexachlorocyclopentadiene	-	4900	-	-	-	-	-	-	-	-	-
Hexachloroethane	-	58	-	-	-	-	-	-	-	-	-
Indeno(1,2,3-cd)pyrene	-	2.9	< 0.15	< 0.28	0.48	< 0.52	< 0.29	< 0.16	< 0.16	< 0.14	< 0.15
Isophorone	-	2400	-	-	-	-	-	-	-	-	-
Naphthalene	-	17	< 0.19	0.21 J	< 0.19	< 0.65	< 0.36	< 0.20	< 0.20	< 0.18	< 0.19
Nitrobenzene	-	22	-	-	-	-	-	-	-	-	-
N-Nitrosodimethylamine	-	0.045	-	-	-	-	-	-	-	-	-
N-Nitrosodi-n-propylamine	-	0.33	-	-	-	-	-	-	-	-	-
N-Nitrosodiphenylamine	-	470	-	-	-	-	-	-	-	-	-
Pentachlorophenol	-	4	-	-	-	-	-	-	-	-	-
Phenanthrene	-	-	< 0.12	0.8	0.52	0.32 J	< 0.22	0.049 J	< 0.12	0.11	0.058 J
Phenol	-	250000	-	-	-	-	-	-	-	-	-
Pyrene	-	23000	< 0.12	0.57	0.94	0.31 J	< 0.22	< 0.12	< 0.12	0.072 J	0.084 J
Total Petroleum Hydrocarbons (mg/kg)											
Gasoline Range Organics (C6-C10)	100	-	< 2.5	11	< 2.8	< 2.7	3.1	2.5 J	3	2.8	< 2.7
Total Petroleum Hydrocarbons (C10-C28) DRO	100	-	-	-	-	-	-	-	-	-	-
Total Petroleum Hydrocarbons (C9-C44) DRO	100	-	< 38.2	2,540	76.9	44.1	533	163	12 J	467	49.3
Total Petroleum Hydrocarbons (C28-C40)	-	-	-	-	-	-	-	-	-	-	-

NOTES

- Bold where detected; highlighted where exceeds
- Results reported in mg/kg
- mg/kg = milligrams per kilogram
- ft bgs = feet below ground surface
- = screening level not available/sample not analyzed
- < = not detected at the indicated reporting limit
- J = estimated value
- SVOCs = semi-volatile organic compounds
- TPH = total petroleum hydrocarbons
- 1. DC Tier 0 Standards from the Tier 0 Standard Final Rulemaking published at 40 DCR 7835, 7892 (November 12, 1993); as amended by Final Rulemaking published at 46 DCR 7699 (October 1, 1999)
- 2. United States Environmental Protection Agency (EPA) Regional Screening Level (RSL) Summary Table (January 2015)

TABLE 1
 SUMMARY OF SOIL SAMPLE ANALYTICAL RESULTS AND EXCEEDANCES - SVOCs AND TPH
 BUZZARD POINT DC UNITED SOCCER STADIUM DEVELOPMENT
 WASHINGTON, D.C.

Location	DC Tier 0 Soil Standards ¹	EPA Regional Screening Level for Industrial Soil ²	DP-121 07/21/2015 DP-121-SO-100-01 Primary 9.5 - 10	DP-122 07/21/2015 DP-122-SO-010-01 Primary 0.5 - 1	DP-122 07/21/2015 DP-122-SO-050-01 Primary 4.5 - 5	DP-122 07/21/2015 DP-122-SO-100-01 Primary 9.5 - 10	DP-123 07/21/2015 DP-123-SO-010-01 Primary 0.5 - 1	DP-123 07/21/2015 DP-123-SO-050-01 Primary 4.5 - 5	DP-123 07/21/2015 DP-123-SO-100-01 Primary 9.5 - 10	DP-124 07/22/2015 DP-124-SO-010-01 Primary 0.5 - 1	DP-124 07/22/2015 DP-124-SO-050-01 Primary 4.5 - 5
Semi-Volatile Organic Compounds (mg/kg)											
1,2,4-Trichlorobenzene	-	110	-	-	-	-	-	-	-	-	-
1,2-Dichlorobenzene	-	9300	-	-	-	-	-	-	-	-	-
1,3-Dichlorobenzene	-	-	-	-	-	-	-	-	-	-	-
1,4-Dichlorobenzene	-	11	-	-	-	-	-	-	-	-	-
1-Methylnaphthalene	-	73	-	-	-	-	-	-	-	-	-
2,2'-oxybis(1-Chloropropane)	-	22	-	-	-	-	-	-	-	-	-
2,4,5-Trichlorophenol	-	82000	-	-	-	-	-	-	-	-	-
2,4,6-Trichlorophenol	-	210	-	-	-	-	-	-	-	-	-
2,4-Dichlorophenol	-	2500	-	-	-	-	-	-	-	-	-
2,4-Dimethylphenol	-	16000	-	-	-	-	-	-	-	-	-
2,4-Dinitrophenol	-	1600	-	-	-	-	-	-	-	-	-
2,4-Dinitrotoluene	-	7.4	-	-	-	-	-	-	-	-	-
2,6-Dinitrotoluene	-	1.5	-	-	-	-	-	-	-	-	-
2-Chloronaphthalene	-	93000	< 0.19	< 0.71	< 0.77	< 0.19	< 0.18	< 0.19	< 0.20	< 1.8	< 0.19
2-Chlorophenol	-	5800	-	-	-	-	-	-	-	-	-
2-Methylnaphthalene	-	3000	< 0.23	< 0.85	0.55 J	< 0.23	< 0.22	< 0.23	< 0.23	0.66 J	0.12 J
2-Methylphenol	-	41000	-	-	-	-	-	-	-	-	-
2-Nitroaniline	-	8000	-	-	-	-	-	-	-	-	-
2-Nitrophenol	-	-	-	-	-	-	-	-	-	-	-
3&4-Methylphenol	-	-	-	-	-	-	-	-	-	-	-
3,3'-Dichlorobenzidine	-	5.1	-	-	-	-	-	-	-	-	-
3-Nitroaniline	-	-	-	-	-	-	-	-	-	-	-
4,6-Dinitro-2-methylphenol	-	66	-	-	-	-	-	-	-	-	-
4-Bromophenyl phenyl ether	-	-	-	-	-	-	-	-	-	-	-
4-Chloro-3-methylphenol	-	82000	-	-	-	-	-	-	-	-	-
4-Chloroaniline	-	12	-	-	-	-	-	-	-	-	-
4-Chlorophenyl phenyl ether	-	-	-	-	-	-	-	-	-	-	-
4-Nitroaniline	-	120	-	-	-	-	-	-	-	-	-
4-Nitrophenol	-	-	-	-	-	-	-	-	-	-	-
Acenaphthene	-	45000	< 0.15	< 0.57	1.1	< 0.16	< 0.14	0.16	< 0.16	< 1.4	0.3
Acenaphthylene	-	-	< 0.15	< 0.57	2	< 0.16	< 0.14	0.13 J	< 0.16	< 1.4	0.19
Aniline	-	410	-	-	-	-	-	-	-	-	-
Anthracene	-	230000	< 0.11	< 0.43	5.5	< 0.12	< 0.11	0.48	< 0.12	< 1.1	0.88
Benzo(a)anthracene	-	2.9	< 0.11	< 0.43	6.9	< 0.12	0.074 J	1	< 0.12	< 1.1	1.3
Benzo(a)pyrene	-	0.29	< 0.15	< 0.57	5.5	< 0.16	0.064 J	0.78	< 0.16	< 1.4	1.1
Benzo(b)fluoranthene	-	2.9	< 0.11	< 0.43	6.9	< 0.12	0.088 J	1.3	< 0.12	< 1.1	1.4
Benzo(g,h,i)perylene	-	-	< 0.15	< 0.57	3.3	< 0.16	0.045 J	0.52	< 0.16	< 1.4	0.68
Benzo(k)fluoranthene	-	29	< 0.11	< 0.43	2.8	< 0.12	0.039 J	0.4	< 0.12	< 1.1	0.61
Benzoic acid	-	3.30E+06	-	-	-	-	-	-	-	-	-
Benzyl Alcohol	-	82000	-	-	-	-	-	-	-	-	-
bis(2-Chloroethoxy)methane	-	2500	-	-	-	-	-	-	-	-	-
bis(2-Chloroethyl)ether	-	1	-	-	-	-	-	-	-	-	-
bis(2-Ethylhexyl)phthalate	-	160	-	-	-	-	-	-	-	-	-
Butyl benzylphthalate	-	1200	-	-	-	-	-	-	-	-	-

TABLE 1
 SUMMARY OF SOIL SAMPLE ANALYTICAL RESULTS AND EXCEEDANCES - SVOCs AND TPH
 BUZZARD POINT DC UNITED SOCCER STADIUM DEVELOPMENT
 WASHINGTON, D.C.

Location			DP-121	DP-122	DP-122	DP-122	DP-123	DP-123	DP-123	DP-124	DP-124
Sample Date			07/21/2015	07/21/2015	07/21/2015	07/21/2015	07/21/2015	07/21/2015	07/21/2015	07/22/2015	07/22/2015
Sample Name	DC Tier 0 Soil Standards ¹	EPA Regional Screening Level for Industrial Soil ²	DP-121-SO-100-01	DP-122-SO-010-01	DP-122-SO-050-01	DP-122-SO-100-01	DP-123-SO-010-01	DP-123-SO-050-01	DP-123-SO-100-01	DP-124-SO-010-01	DP-124-SO-050-01
Sample Type			Primary	Primary	Primary	Primary	Primary	Primary	Primary	Primary	Primary
Sample Depth Interval (ft bgs)			9.5 - 10	0.5 - 1	4.5 - 5	9.5 - 10	0.5 - 1	4.5 - 5	9.5 - 10	0.5 - 1	4.5 - 5
Chrysene	-	290	< 0.11	0.14 J	5.9	< 0.12	0.077 J	1.2	< 0.12	< 1.1	1.3
Dibenz(a,h)anthracene	-	0.29	< 0.11	< 0.43	1.1	< 0.12	< 0.11	0.18	< 0.12	< 1.1	0.18
Dibenzofuran	-	1000	-	-	-	-	-	-	-	-	-
Diethyl phthalate	-	660000	-	-	-	-	-	-	-	-	-
Dimethyl phthalate	-	-	-	-	-	-	-	-	-	-	-
Di-n-butylphthalate	-	82000	-	-	-	-	-	-	-	-	-
Di-n-octyl phthalate	-	8200	-	-	-	-	-	-	-	-	-
Fluoranthene	-	30000	0.062 J	< 0.43	13	0.046 J	0.15	1.8	0.053 J	0.35 J	2.9
Fluorene	-	30000	< 0.19	< 0.71	3.8	< 0.19	< 0.18	0.36	< 0.20	< 1.8	0.59
Hexachlorobenzene	-	1.4	-	-	-	-	-	-	-	-	-
Hexachlorobutadiene	-	30	-	-	-	-	-	-	-	-	-
Hexachlorocyclopentadiene	-	4900	-	-	-	-	-	-	-	-	-
Hexachloroethane	-	58	-	-	-	-	-	-	-	-	-
Indeno(1,2,3-cd)pyrene	-	2.9	< 0.15	< 0.57	3.2	< 0.16	< 0.14	0.46	< 0.16	< 1.4	0.6
Isophorone	-	2400	-	-	-	-	-	-	-	-	-
Naphthalene	-	17	< 0.19	< 0.71	0.92	< 0.19	< 0.18	0.088 J	< 0.20	< 1.8	0.3
Nitrobenzene	-	22	-	-	-	-	-	-	-	-	-
N-Nitrosodimethylamine	-	0.045	-	-	-	-	-	-	-	-	-
N-Nitrosodi-n-propylamine	-	0.33	-	-	-	-	-	-	-	-	-
N-Nitrosodiphenylamine	-	470	-	-	-	-	-	-	-	-	-
Pentachlorophenol	-	4	-	-	-	-	-	-	-	-	-
Phenanthrene	-	-	0.076 J	0.16 J	15	< 0.12	0.046 J	1.3	0.043 J	0.43 J	2.6
Phenol	-	250000	-	-	-	-	-	-	-	-	-
Pyrene	-	23000	0.053 J	< 0.43	11	0.039 J	0.13	1.6	0.042 J	0.35 J	2.4
Total Petroleum Hydrocarbons (mg/kg)											
Gasoline Range Organics (C6-C10)	100	-	< 2.9	3.2	2.0 J	< 3.0	< 2.7	1.4 J	< 2.9	18	3.3
Total Petroleum Hydrocarbons (C10-C28) DRO	100	-	-	-	-	-	-	-	-	-	-
Total Petroleum Hydrocarbons (C9-C44) DRO	100	-	95.3	1,350	1,250	75.6	411	288	14.6 J	3,750	918
Total Petroleum Hydrocarbons (C28-C40)	-	-	-	-	-	-	-	-	-	-	-

NOTES

- Bold where detected; highlighted where exceeds
- Results reported in mg/kg
- mg/kg = milligrams per kilogram
- ft bgs = feet below ground surface
- = screening level not available/sample not analyzed
- < = not detected at the indicated reporting limit
- J = estimated value
- SVOCs = semi-volatile organic compounds
- TPH = total petroleum hydrocarbons
- 1. DC Tier 0 Standards from the Tier 0 Standard Final Rulemaking published at 40 DCR 7835, 7892 (November 12, 1993); as amended by Final Rulemaking published at 46 DCR 7699 (October 1, 1999)
- 2. United States Environmental Protection Agency (EPA) Regional Screening Level (RSL) Summary Table (January 2015)

TABLE 1
 SUMMARY OF SOIL SAMPLE ANALYTICAL RESULTS AND EXCEEDANCES - SVOCs AND TPH
 BUZZARD POINT DC UNITED SOCCER STADIUM DEVELOPMENT
 WASHINGTON, D.C.

Location	DC Tier 0 Soil Standards ¹	EPA Regional Screening Level for Industrial Soil ²	DP-124 07/22/2015 DP-124-SO-100-01 Primary 9.5 - 10	DP-125 07/22/2015 DP-125-SO-010-01 Primary 0.5 - 1	DP-125 07/22/2015 DP-125-SO-050-01 Primary 4.5 - 5	DP-125 07/22/2015 DP-125-SO-100-01 Primary 9.5 - 10	DP-125 07/22/2015 DP-125-SO-100-02 Duplicate 9.5 - 10	DP-126 07/22/2015 DP-126-SO-010-01 Primary 0.5 - 1	DP-126 07/22/2015 DP-126-SO-050-01 Primary 4.5 - 5	DP-126 07/22/2015 DP-126-SO-100-01 Primary 9.5 - 10	DP-127 07/22/2015 DP-127-SO-010-01 Primary 0.5 - 1
Semi-Volatile Organic Compounds (mg/kg)											
1,2,4-Trichlorobenzene	-	110	-	-	-	-	-	-	-	-	-
1,2-Dichlorobenzene	-	9300	-	-	-	-	-	-	-	-	-
1,3-Dichlorobenzene	-	-	-	-	-	-	-	-	-	-	-
1,4-Dichlorobenzene	-	11	-	-	-	-	-	-	-	-	-
1-Methylnaphthalene	-	73	-	-	-	-	-	-	-	-	-
2,2'-oxybis(1-Chloropropane)	-	22	-	-	-	-	-	-	-	-	-
2,4,5-Trichlorophenol	-	82000	-	-	-	-	-	-	-	-	-
2,4,6-Trichlorophenol	-	210	-	-	-	-	-	-	-	-	-
2,4-Dichlorophenol	-	2500	-	-	-	-	-	-	-	-	-
2,4-Dimethylphenol	-	16000	-	-	-	-	-	-	-	-	-
2,4-Dinitrophenol	-	1600	-	-	-	-	-	-	-	-	-
2,4-Dinitrotoluene	-	7.4	-	-	-	-	-	-	-	-	-
2,6-Dinitrotoluene	-	1.5	-	-	-	-	-	-	-	-	-
2-Chloronaphthalene	-	93000	< 0.20	< 1.8	< 0.20	< 0.20	< 0.20	< 1.9	< 0.18	< 0.20	-
2-Chlorophenol	-	5800	-	-	-	-	-	-	-	-	-
2-Methylnaphthalene	-	3000	< 0.23	< 2.2	0.074 J	< 0.24	< 0.24	< 2.2	< 0.22	< 0.24	-
2-Methylphenol	-	41000	-	-	-	-	-	-	-	-	-
2-Nitroaniline	-	8000	-	-	-	-	-	-	-	-	-
2-Nitrophenol	-	-	-	-	-	-	-	-	-	-	-
3&4-Methylphenol	-	-	-	-	-	-	-	-	-	-	-
3,3'-Dichlorobenzidine	-	5.1	-	-	-	-	-	-	-	-	-
3-Nitroaniline	-	-	-	-	-	-	-	-	-	-	-
4,6-Dinitro-2-methylphenol	-	66	-	-	-	-	-	-	-	-	-
4-Bromophenyl phenyl ether	-	-	-	-	-	-	-	-	-	-	-
4-Chloro-3-methylphenol	-	82000	-	-	-	-	-	-	-	-	-
4-Chloroaniline	-	12	-	-	-	-	-	-	-	-	-
4-Chlorophenyl phenyl ether	-	-	-	-	-	-	-	-	-	-	-
4-Nitroaniline	-	120	-	-	-	-	-	-	-	-	-
4-Nitrophenol	-	-	-	-	-	-	-	-	-	-	-
Acenaphthene	-	45000	< 0.16	< 1.5	0.33	0.049 J	< 0.16	< 1.5	0.048 J	< 0.16	-
Acenaphthylene	-	-	< 0.16	< 1.5	0.32	< 0.16	< 0.16	< 1.5	0.034 J	< 0.16	-
Aniline	-	410	-	-	-	-	-	-	-	-	-
Anthracene	-	230000	0.043 J	< 1.1	1	0.070 J	0.046 J	< 1.1	0.14	< 0.12	-
Benzo(a)anthracene	-	2.9	0.12	< 1.1	1.5	0.098 J	0.062 J	< 1.1	0.24	< 0.12	-
Benzo(a)pyrene	-	0.29	0.10 J	< 1.5	1.3	0.088 J	0.054 J	< 1.5	0.19	< 0.16	-
Benzo(b)fluoranthene	-	2.9	0.11 J	< 1.1	1.7	0.12	0.072 J	0.39 J	0.4	< 0.12	-
Benzo(g,h,i)perylene	-	-	0.045 J	< 1.5	0.77	0.048 J	< 0.16	< 1.5	0.13 J	< 0.16	-
Benzo(k)fluoranthene	-	29	0.046 J	< 1.1	0.58	< 0.12	< 0.12	< 1.1	0.14	< 0.12	-
Benzoic acid	-	3.30E+06	-	-	-	-	-	-	-	-	-
Benzyl Alcohol	-	82000	-	-	-	-	-	-	-	-	-
bis(2-Chloroethoxy)methane	-	2500	-	-	-	-	-	-	-	-	-
bis(2-Chloroethyl)ether	-	1	-	-	-	-	-	-	-	-	-
bis(2-Ethylhexyl)phthalate	-	160	-	-	-	-	-	-	-	-	-
Butyl benzylphthalate	-	1200	-	-	-	-	-	-	-	-	-

TABLE 1
 SUMMARY OF SOIL SAMPLE ANALYTICAL RESULTS AND EXCEEDANCES - SVOCs AND TPH
 BUZZARD POINT DC UNITED SOCCER STADIUM DEVELOPMENT
 WASHINGTON, D.C.

Location			DP-124	DP-125	DP-125	DP-125	DP-125	DP-125	DP-126	DP-126	DP-126	DP-127
Sample Date			07/22/2015	07/22/2015	07/22/2015	07/22/2015	07/22/2015	07/22/2015	07/22/2015	07/22/2015	07/22/2015	07/22/2015
Sample Name	DC Tier 0 Soil Standards ¹	EPA Regional Screening Level for Industrial Soil ²	DP-124-SO-100-01	DP-125-SO-010-01	DP-125-SO-050-01	DP-125-SO-100-01	DP-125-SO-100-01	DP-125-SO-100-02	DP-126-SO-010-01	DP-126-SO-050-01	DP-126-SO-100-01	DP-127-SO-010-01
Sample Type			Primary	Primary	Primary	Primary	Primary	Duplicate	Primary	Primary	Primary	Primary
Sample Depth Interval (ft bgs)			9.5 - 10	0.5 - 1	4.5 - 5	9.5 - 10	9.5 - 10	9.5 - 10	0.5 - 1	4.5 - 5	9.5 - 10	0.5 - 1
Chrysene	-	290	0.11 J	< 1.1	1.4	0.097 J	0.057 J	0.38 J	0.39	< 0.12	-	-
Dibenz(a,h)anthracene	-	0.29	< 0.12	< 1.1	0.24	< 0.12	< 0.12	< 1.1	0.046 J	< 0.12	-	-
Dibenzofuran	-	1000	-	-	-	-	-	-	-	-	-	-
Diethyl phthalate	-	660000	-	-	-	-	-	-	-	-	-	-
Dimethyl phthalate	-	-	-	-	-	-	-	-	-	-	-	-
Di-n-butylphthalate	-	82000	-	-	-	-	-	-	-	-	-	-
Di-n-octyl phthalate	-	8200	-	-	-	-	-	-	-	-	-	-
Fluoranthene	-	30000	0.18	0.42 J	2.9	0.25	0.16	0.72 J	0.5	0.040 J	-	-
Fluorene	-	30000	< 0.20	< 1.8	0.54	0.060 J	< 0.20	< 1.9	0.084 J	< 0.20	-	-
Hexachlorobenzene	-	1.4	-	-	-	-	-	-	-	-	-	-
Hexachlorobutadiene	-	30	-	-	-	-	-	-	-	-	-	-
Hexachlorocyclopentadiene	-	4900	-	-	-	-	-	-	-	-	-	-
Hexachloroethane	-	58	-	-	-	-	-	-	-	-	-	-
Indeno(1,2,3-cd)pyrene	-	2.9	< 0.16	< 1.5	0.7	0.048 J	< 0.16	< 1.5	0.13 J	< 0.16	-	-
Isophorone	-	2400	-	-	-	-	-	-	-	-	-	-
Naphthalene	-	17	< 0.20	< 1.8	0.17 J	< 0.20	< 0.20	< 1.9	0.098 J	< 0.20	-	-
Nitrobenzene	-	22	-	-	-	-	-	-	-	-	-	-
N-Nitrosodimethylamine	-	0.045	-	-	-	-	-	-	-	-	-	-
N-Nitrosodi-n-propylamine	-	0.33	-	-	-	-	-	-	-	-	-	-
N-Nitrosodiphenylamine	-	470	-	-	-	-	-	-	-	-	-	-
Pentachlorophenol	-	4	-	-	-	-	-	-	-	-	-	-
Phenanthrene	-	-	0.074 J	0.47 J	2.7	0.28	0.18	0.84 J	0.35	< 0.12	-	-
Phenol	-	250000	-	-	-	-	-	-	-	-	-	-
Pyrene	-	23000	0.19	0.39 J	2.5	0.19	0.12	0.65 J	0.42	< 0.12	-	-
Total Petroleum Hydrocarbons (mg/kg)												
Gasoline Range Organics (C6-C10)	100	-	< 2.9	2.8	< 2.8	< 2.9	< 3.0	11	< 2.7	< 2.7	< 2.4	-
Total Petroleum Hydrocarbons (C10-C28) DRO	100	-	-	-	-	-	-	-	-	-	-	-
Total Petroleum Hydrocarbons (C9-C44) DRO	100	-	19.5 J	2,070	44.1	16 J	12 J	3,780	14.6 J	< 39.6	249	-
Total Petroleum Hydrocarbons (C28-C40)	-	-	-	-	-	-	-	-	-	-	-	-

NOTES

- Bold where detected; highlighted where exceeds
- Results reported in mg/kg
- mg/kg = milligrams per kilogram
- ft bgs = feet below ground surface
- = screening level not available/sample not analyzed
- < = not detected at the indicated reporting limit
- J = estimated value
- SVOCs = semi-volatile organic compounds
- TPH = total petroleum hydrocarbons
- 1. DC Tier 0 Standards from the Tier 0 Standard Final Rulemaking published at 40 DCR 7835, 7892 (November 12, 1993); as amended by Final Rulemaking published at 46 DCR 7699 (October 1, 1999)
- 2. United States Environmental Protection Agency (EPA) Regional Screening Level (RSL) Summary Table (January 2015)

TABLE 1
 SUMMARY OF SOIL SAMPLE ANALYTICAL RESULTS AND EXCEEDANCES - SVOCs AND TPH
 BUZZARD POINT DC UNITED SOCCER STADIUM DEVELOPMENT
 WASHINGTON, D.C.

Location			DP-127	DP-127	DP-128	DP-128	DP-128	DP-128	DP-129	DP-129	DP-129	DP-130
Sample Date			07/22/2015	07/22/2015	07/22/2015	07/22/2015	07/22/2015	07/22/2015	07/22/2015	07/22/2015	07/22/2015	07/22/2015
Sample Name		EPA Regional	DP-127-SO-050-01	DP-127-SO-100-01	DP-128-SO-010-01	DP-128-SO-050-01	DP-128-SO-100-01	DP-129-SO-010-01	DP-129-SO-050-01	DP-129-SO-100-01	DP-130-SO-010-01	
Sample Type	DC Tier 0 Soil	Screening Level for	Primary	Primary	Primary	Primary	Primary	Primary	Primary	Primary	Primary	Primary
Sample Depth Interval (ft bgs)	Standards ¹	Industrial Soil ²	4.5 - 5	9.5 - 10	0.5 - 1	4.5 - 5	9.5 - 10	0.5 - 1	4.5 - 5	9.5 - 10	0.5 - 1	
Semi-Volatile Organic Compounds (mg/kg)												
1,2,4-Trichlorobenzene	-	110	-	-	-	-	-	-	-	-	-	-
1,2-Dichlorobenzene	-	9300	-	-	-	-	-	-	-	-	-	-
1,3-Dichlorobenzene	-	-	-	-	-	-	-	-	-	-	-	-
1,4-Dichlorobenzene	-	11	-	-	-	-	-	-	-	-	-	-
1-Methylnaphthalene	-	73	-	-	-	-	-	-	-	-	-	-
2,2'-oxybis(1-Chloropropane)	-	22	-	-	-	-	-	-	-	-	-	-
2,4,5-Trichlorophenol	-	82000	-	-	-	-	-	-	-	-	-	-
2,4,6-Trichlorophenol	-	210	-	-	-	-	-	-	-	-	-	-
2,4-Dichlorophenol	-	2500	-	-	-	-	-	-	-	-	-	-
2,4-Dimethylphenol	-	16000	-	-	-	-	-	-	-	-	-	-
2,4-Dinitrophenol	-	1600	-	-	-	-	-	-	-	-	-	-
2,4-Dinitrotoluene	-	7.4	-	-	-	-	-	-	-	-	-	-
2,6-Dinitrotoluene	-	1.5	-	-	-	-	-	-	-	-	-	-
2-Chloronaphthalene	-	93000	-	-	-	-	-	-	-	-	-	-
2-Chlorophenol	-	5800	-	-	-	-	-	-	-	-	-	-
2-Methylnaphthalene	-	3000	-	-	-	-	-	-	-	-	-	-
2-Methylphenol	-	41000	-	-	-	-	-	-	-	-	-	-
2-Nitroaniline	-	8000	-	-	-	-	-	-	-	-	-	-
2-Nitrophenol	-	-	-	-	-	-	-	-	-	-	-	-
3&4-Methylphenol	-	-	-	-	-	-	-	-	-	-	-	-
3,3'-Dichlorobenzidine	-	5.1	-	-	-	-	-	-	-	-	-	-
3-Nitroaniline	-	-	-	-	-	-	-	-	-	-	-	-
4,6-Dinitro-2-methylphenol	-	66	-	-	-	-	-	-	-	-	-	-
4-Bromophenyl phenyl ether	-	-	-	-	-	-	-	-	-	-	-	-
4-Chloro-3-methylphenol	-	82000	-	-	-	-	-	-	-	-	-	-
4-Chloroaniline	-	12	-	-	-	-	-	-	-	-	-	-
4-Chlorophenyl phenyl ether	-	-	-	-	-	-	-	-	-	-	-	-
4-Nitroaniline	-	120	-	-	-	-	-	-	-	-	-	-
4-Nitrophenol	-	-	-	-	-	-	-	-	-	-	-	-
Acenaphthene	-	45000	-	-	-	-	-	-	-	-	-	-
Acenaphthylene	-	-	-	-	-	-	-	-	-	-	-	-
Aniline	-	410	-	-	-	-	-	-	-	-	-	-
Anthracene	-	230000	-	-	-	-	-	-	-	-	-	-
Benzo(a)anthracene	-	2.9	-	-	-	-	-	-	-	-	-	-
Benzo(a)pyrene	-	0.29	-	-	-	-	-	-	-	-	-	-
Benzo(b)fluoranthene	-	2.9	-	-	-	-	-	-	-	-	-	-
Benzo(g,h,i)perylene	-	-	-	-	-	-	-	-	-	-	-	-
Benzo(k)fluoranthene	-	29	-	-	-	-	-	-	-	-	-	-
Benzoic acid	-	3.30E+06	-	-	-	-	-	-	-	-	-	-
Benzyl Alcohol	-	82000	-	-	-	-	-	-	-	-	-	-
bis(2-Chloroethoxy)methane	-	2500	-	-	-	-	-	-	-	-	-	-
bis(2-Chloroethyl)ether	-	1	-	-	-	-	-	-	-	-	-	-
bis(2-Ethylhexyl)phthalate	-	160	-	-	-	-	-	-	-	-	-	-
Butyl benzylphthalate	-	1200	-	-	-	-	-	-	-	-	-	-

TABLE 1
 SUMMARY OF SOIL SAMPLE ANALYTICAL RESULTS AND EXCEEDANCES - SVOCs AND TPH
 BUZZARD POINT DC UNITED SOCCER STADIUM DEVELOPMENT
 WASHINGTON, D.C.

Location			DP-127 07/22/2015	DP-127 07/22/2015	DP-128 07/22/2015	DP-128 07/22/2015	DP-128 07/22/2015	DP-129 07/22/2015	DP-129 07/22/2015	DP-129 07/22/2015	DP-130 07/22/2015
Sample Date											
Sample Name	DC Tier 0 Soil Standards ¹	EPA Regional Screening Level for Industrial Soil ²	DP-127-SO-050-01	DP-127-SO-100-01	DP-128-SO-010-01	DP-128-SO-050-01	DP-128-SO-100-01	DP-129-SO-010-01	DP-129-SO-050-01	DP-129-SO-100-01	DP-130-SO-010-01
Sample Type			Primary	Primary	Primary	Primary	Primary	Primary	Primary	Primary	Primary
Sample Depth Interval (ft bgs)			4.5 - 5	9.5 - 10	0.5 - 1	4.5 - 5	9.5 - 10	0.5 - 1	4.5 - 5	9.5 - 10	0.5 - 1
Chrysene	-	290	-	-	-	-	-	-	-	-	-
Dibenz(a,h)anthracene	-	0.29	-	-	-	-	-	-	-	-	-
Dibenzofuran	-	1000	-	-	-	-	-	-	-	-	-
Diethyl phthalate	-	660000	-	-	-	-	-	-	-	-	-
Dimethyl phthalate	-	-	-	-	-	-	-	-	-	-	-
Di-n-butylphthalate	-	82000	-	-	-	-	-	-	-	-	-
Di-n-octyl phthalate	-	8200	-	-	-	-	-	-	-	-	-
Fluoranthene	-	30000	-	-	-	-	-	-	-	-	-
Fluorene	-	30000	-	-	-	-	-	-	-	-	-
Hexachlorobenzene	-	1.4	-	-	-	-	-	-	-	-	-
Hexachlorobutadiene	-	30	-	-	-	-	-	-	-	-	-
Hexachlorocyclopentadiene	-	4900	-	-	-	-	-	-	-	-	-
Hexachloroethane	-	58	-	-	-	-	-	-	-	-	-
Indeno(1,2,3-cd)pyrene	-	2.9	-	-	-	-	-	-	-	-	-
Isophorone	-	2400	-	-	-	-	-	-	-	-	-
Naphthalene	-	17	-	-	-	-	-	-	-	-	-
Nitrobenzene	-	22	-	-	-	-	-	-	-	-	-
N-Nitrosodimethylamine	-	0.045	-	-	-	-	-	-	-	-	-
N-Nitrosodi-n-propylamine	-	0.33	-	-	-	-	-	-	-	-	-
N-Nitrosodiphenylamine	-	470	-	-	-	-	-	-	-	-	-
Pentachlorophenol	-	4	-	-	-	-	-	-	-	-	-
Phenanthrene	-	-	-	-	-	-	-	-	-	-	-
Phenol	-	250000	-	-	-	-	-	-	-	-	-
Pyrene	-	23000	-	-	-	-	-	-	-	-	-
Total Petroleum Hydrocarbons (mg/kg)											
Gasoline Range Organics (C6-C10)	100	-	< 2.8	< 3.0	< 2.6	< 2.8	< 2.9	< 2.7	< 2.9	< 2.9	< 2.7
Total Petroleum Hydrocarbons (C10-C28) DRO	100	-	-	-	-	-	-	-	-	-	-
Total Petroleum Hydrocarbons (C9-C44) DRO	100	-	808	455	372	22.1 J	15.1 J	7.32 J	75.2	4.55 J	182
Total Petroleum Hydrocarbons (C28-C40)	-	-	-	-	-	-	-	-	-	-	-

NOTES

- Bold where detected; highlighted where exceeds
- Results reported in mg/kg
- mg/kg = milligrams per kilogram
- ft bgs = feet below ground surface
- = screening level not available/sample not analyzed
- < = not detected at the indicated reporting limit
- J = estimated value
- SVOCs = semi-volatile organic compounds
- TPH = total petroleum hydrocarbons
- 1. DC Tier 0 Standards from the Tier 0 Standard Final Rulemaking published at 40 DCR 7835, 7892 (November 12, 1993); as amended by Final Rulemaking published at 46 DCR 7699 (October 1, 1999)
- 2. United States Environmental Protection Agency (EPA) Regional Screening Level (RSL) Summary Table (January 2015)

TABLE 1
 SUMMARY OF SOIL SAMPLE ANALYTICAL RESULTS AND EXCEEDANCES - SVOCs AND TPH
 BUZZARD POINT DC UNITED SOCCER STADIUM DEVELOPMENT
 WASHINGTON, D.C.

Location	DC Tier 0 Soil Standards ¹	EPA Regional Screening Level for Industrial Soil ²	DP-130 07/22/2015 DP-130-SO-050-01 Primary 4.5 - 5	DP-130 07/22/2015 DP-130-SO-100-01 Primary 9.5 - 10	DP-131 07/22/2015 DP-131-SO-010-01 Primary 0.5 - 1	DP-131 07/22/2015 DP-131-SO-050-01 Primary 4.5 - 5	DP-131 07/22/2015 DP-131-SO-100-01 Primary 9.5 - 10	DP-132 07/22/2015 DP-132-SO-010-01 Primary 0.5 - 1	DP-132 07/22/2015 DP-132-SO-050-01 Primary 4.5 - 5	DP-132 07/22/2015 DP-132-SO-100-01 Primary 9.5 - 10	DP-133 07/22/2015 DP-133-SO-010-01 Primary 0.5 - 1
Semi-Volatile Organic Compounds (mg/kg)											
1,2,4-Trichlorobenzene	-	110	-	-	-	-	-	-	-	-	-
1,2-Dichlorobenzene	-	9300	-	-	-	-	-	-	-	-	-
1,3-Dichlorobenzene	-	-	-	-	-	-	-	-	-	-	-
1,4-Dichlorobenzene	-	11	-	-	-	-	-	-	-	-	-
1-Methylnaphthalene	-	73	-	-	-	-	-	-	-	-	-
2,2'-oxybis(1-Chloropropane)	-	22	-	-	-	-	-	-	-	-	-
2,4,5-Trichlorophenol	-	82000	-	-	-	-	-	-	-	-	-
2,4,6-Trichlorophenol	-	210	-	-	-	-	-	-	-	-	-
2,4-Dichlorophenol	-	2500	-	-	-	-	-	-	-	-	-
2,4-Dimethylphenol	-	16000	-	-	-	-	-	-	-	-	-
2,4-Dinitrophenol	-	1600	-	-	-	-	-	-	-	-	-
2,4-Dinitrotoluene	-	7.4	-	-	-	-	-	-	-	-	-
2,6-Dinitrotoluene	-	1.5	-	-	-	-	-	-	-	-	-
2-Chloronaphthalene	-	93000	-	-	-	-	-	-	-	-	-
2-Chlorophenol	-	5800	-	-	-	-	-	-	-	-	-
2-Methylnaphthalene	-	3000	-	-	-	-	-	-	-	-	-
2-Methylphenol	-	41000	-	-	-	-	-	-	-	-	-
2-Nitroaniline	-	8000	-	-	-	-	-	-	-	-	-
2-Nitrophenol	-	-	-	-	-	-	-	-	-	-	-
3&4-Methylphenol	-	-	-	-	-	-	-	-	-	-	-
3,3'-Dichlorobenzidine	-	5.1	-	-	-	-	-	-	-	-	-
3-Nitroaniline	-	-	-	-	-	-	-	-	-	-	-
4,6-Dinitro-2-methylphenol	-	66	-	-	-	-	-	-	-	-	-
4-Bromophenyl phenyl ether	-	-	-	-	-	-	-	-	-	-	-
4-Chloro-3-methylphenol	-	82000	-	-	-	-	-	-	-	-	-
4-Chloroaniline	-	12	-	-	-	-	-	-	-	-	-
4-Chlorophenyl phenyl ether	-	-	-	-	-	-	-	-	-	-	-
4-Nitroaniline	-	120	-	-	-	-	-	-	-	-	-
4-Nitrophenol	-	-	-	-	-	-	-	-	-	-	-
Acenaphthene	-	45000	-	-	-	-	-	-	-	-	-
Acenaphthylene	-	-	-	-	-	-	-	-	-	-	-
Aniline	-	410	-	-	-	-	-	-	-	-	-
Anthracene	-	230000	-	-	-	-	-	-	-	-	-
Benzo(a)anthracene	-	2.9	-	-	-	-	-	-	-	-	-
Benzo(a)pyrene	-	0.29	-	-	-	-	-	-	-	-	-
Benzo(b)fluoranthene	-	2.9	-	-	-	-	-	-	-	-	-
Benzo(g,h,i)perylene	-	-	-	-	-	-	-	-	-	-	-
Benzo(k)fluoranthene	-	29	-	-	-	-	-	-	-	-	-
Benzoic acid	-	3.30E+06	-	-	-	-	-	-	-	-	-
Benzyl Alcohol	-	82000	-	-	-	-	-	-	-	-	-
bis(2-Chloroethoxy)methane	-	2500	-	-	-	-	-	-	-	-	-
bis(2-Chloroethyl)ether	-	1	-	-	-	-	-	-	-	-	-
bis(2-Ethylhexyl)phthalate	-	160	-	-	-	-	-	-	-	-	-
Butyl benzylphthalate	-	1200	-	-	-	-	-	-	-	-	-

TABLE 1
 SUMMARY OF SOIL SAMPLE ANALYTICAL RESULTS AND EXCEEDANCES - SVOCs AND TPH
 BUZZARD POINT DC UNITED SOCCER STADIUM DEVELOPMENT
 WASHINGTON, D.C.

Location			DP-130	DP-130	DP-131	DP-131	DP-131	DP-132	DP-132	DP-132	DP-133
Sample Date			07/22/2015	07/22/2015	07/22/2015	07/22/2015	07/22/2015	07/22/2015	07/22/2015	07/22/2015	07/22/2015
Sample Name	DC Tier 0 Soil Standards ¹	EPA Regional Screening Level for Industrial Soil ²	DP-130-SO-050-01	DP-130-SO-100-01	DP-131-SO-010-01	DP-131-SO-050-01	DP-131-SO-100-01	DP-132-SO-010-01	DP-132-SO-050-01	DP-132-SO-100-01	DP-133-SO-010-01
Sample Type			Primary	Primary	Primary	Primary	Primary	Primary	Primary	Primary	Primary
Sample Depth Interval (ft bgs)			4.5 - 5	9.5 - 10	0.5 - 1	4.5 - 5	9.5 - 10	0.5 - 1	4.5 - 5	9.5 - 10	0.5 - 1
Chrysene	-	290	-	-	-	-	-	-	-	-	-
Dibenz(a,h)anthracene	-	0.29	-	-	-	-	-	-	-	-	-
Dibenzofuran	-	1000	-	-	-	-	-	-	-	-	-
Diethyl phthalate	-	660000	-	-	-	-	-	-	-	-	-
Dimethyl phthalate	-	-	-	-	-	-	-	-	-	-	-
Di-n-butylphthalate	-	82000	-	-	-	-	-	-	-	-	-
Di-n-octyl phthalate	-	8200	-	-	-	-	-	-	-	-	-
Fluoranthene	-	30000	-	-	-	-	-	-	-	-	-
Fluorene	-	30000	-	-	-	-	-	-	-	-	-
Hexachlorobenzene	-	1.4	-	-	-	-	-	-	-	-	-
Hexachlorobutadiene	-	30	-	-	-	-	-	-	-	-	-
Hexachlorocyclopentadiene	-	4900	-	-	-	-	-	-	-	-	-
Hexachloroethane	-	58	-	-	-	-	-	-	-	-	-
Indeno(1,2,3-cd)pyrene	-	2.9	-	-	-	-	-	-	-	-	-
Isophorone	-	2400	-	-	-	-	-	-	-	-	-
Naphthalene	-	17	-	-	-	-	-	-	-	-	-
Nitrobenzene	-	22	-	-	-	-	-	-	-	-	-
N-Nitrosodimethylamine	-	0.045	-	-	-	-	-	-	-	-	-
N-Nitrosodi-n-propylamine	-	0.33	-	-	-	-	-	-	-	-	-
N-Nitrosodiphenylamine	-	470	-	-	-	-	-	-	-	-	-
Pentachlorophenol	-	4	-	-	-	-	-	-	-	-	-
Phenanthrene	-	-	-	-	-	-	-	-	-	-	-
Phenol	-	250000	-	-	-	-	-	-	-	-	-
Pyrene	-	23000	-	-	-	-	-	-	-	-	-
Total Petroleum Hydrocarbons (mg/kg)											
Gasoline Range Organics (C6-C10)	100	-	< 2.8	< 3.0	1.5 J	< 2.8	< 2.7	< 2.7	< 2.4	< 2.7	< 2.7
Total Petroleum Hydrocarbons (C10-C28) DRO	100	-	-	-	-	-	-	-	-	-	-
Total Petroleum Hydrocarbons (C9-C44) DRO	100	-	15.4 J	7.75 J	3,680	154	58.4	130	12.8 J	7.11 J	714
Total Petroleum Hydrocarbons (C28-C40)	-	-	-	-	-	-	-	-	-	-	-

NOTES

- Bold where detected; highlighted where exceeds
- Results reported in mg/kg
- mg/kg = milligrams per kilogram
- ft bgs = feet below ground surface
- = screening level not available/sample not analyzed
- < = not detected at the indicated reporting limit
- J = estimated value
- SVOCs = semi-volatile organic compounds
- TPH = total petroleum hydrocarbons
- 1. DC Tier 0 Standards from the Tier 0 Standard Final Rulemaking published at 40 DCR 7835, 7892 (November 12, 1993); as amended by Final Rulemaking published at 46 DCR 7699 (October 1, 1999)
- 2. United States Environmental Protection Agency (EPA) Regional Screening Level (RSL) Summary Table (January 2015)

TABLE 1
 SUMMARY OF SOIL SAMPLE ANALYTICAL RESULTS AND EXCEEDANCES - SVOCs AND TPH
 BUZZARD POINT DC UNITED SOCCER STADIUM DEVELOPMENT
 WASHINGTON, D.C.

Location	DC Tier 0 Soil Standards ¹	EPA Regional Screening Level for Industrial Soil ²	DP-133 07/22/2015 DP-133-SO-050-01 Primary 4.5 - 5	DP-133 07/22/2015 DP-133-SO-100-01 Primary 9.5 - 10	DP-133 07/22/2015 DP-133-SO-100-02 Duplicate 9.5 - 10	DP-134 07/22/2015 DP-134-SO-010-01 Primary 0.5 - 1	DP-134 07/22/2015 DP-134-SO-050-01 Primary 4.5 - 5	DP-134 07/22/2015 DP-134-SO-100-01 Primary 9.5 - 10	DP-135 07/22/2015 DP-135-SO-010-01 Primary 0.5 - 1	DP-135 07/22/2015 DP-135-SO-050-01 Primary 4.5 - 5	DP-136 07/23/2015 DP-136-SO-010-01 Primary 0.5 - 1
Semi-Volatile Organic Compounds (mg/kg)											
1,2,4-Trichlorobenzene	-	110	-	-	-	-	-	-	-	-	-
1,2-Dichlorobenzene	-	9300	-	-	-	-	-	-	-	-	-
1,3-Dichlorobenzene	-	-	-	-	-	-	-	-	-	-	-
1,4-Dichlorobenzene	-	11	-	-	-	-	-	-	-	-	-
1-Methylnaphthalene	-	73	-	-	-	-	-	-	-	-	-
2,2'-oxybis(1-Chloropropane)	-	22	-	-	-	-	-	-	-	-	-
2,4,5-Trichlorophenol	-	82000	-	-	-	-	-	-	-	-	-
2,4,6-Trichlorophenol	-	210	-	-	-	-	-	-	-	-	-
2,4-Dichlorophenol	-	2500	-	-	-	-	-	-	-	-	-
2,4-Dimethylphenol	-	16000	-	-	-	-	-	-	-	-	-
2,4-Dinitrophenol	-	1600	-	-	-	-	-	-	-	-	-
2,4-Dinitrotoluene	-	7.4	-	-	-	-	-	-	-	-	-
2,6-Dinitrotoluene	-	1.5	-	-	-	-	-	-	-	-	-
2-Chloronaphthalene	-	93000	-	-	-	< 0.18	-	-	-	-	< 0.37
2-Chlorophenol	-	5800	-	-	-	-	-	-	-	-	-
2-Methylnaphthalene	-	3000	-	-	-	< 0.22	-	-	-	-	0.15 J
2-Methylphenol	-	41000	-	-	-	-	-	-	-	-	-
2-Nitroaniline	-	8000	-	-	-	-	-	-	-	-	-
2-Nitrophenol	-	-	-	-	-	-	-	-	-	-	-
3&4-Methylphenol	-	-	-	-	-	-	-	-	-	-	-
3,3'-Dichlorobenzidine	-	5.1	-	-	-	-	-	-	-	-	-
3-Nitroaniline	-	-	-	-	-	-	-	-	-	-	-
4,6-Dinitro-2-methylphenol	-	66	-	-	-	-	-	-	-	-	-
4-Bromophenyl phenyl ether	-	-	-	-	-	-	-	-	-	-	-
4-Chloro-3-methylphenol	-	82000	-	-	-	-	-	-	-	-	-
4-Chloroaniline	-	12	-	-	-	-	-	-	-	-	-
4-Chlorophenyl phenyl ether	-	-	-	-	-	-	-	-	-	-	-
4-Nitroaniline	-	120	-	-	-	-	-	-	-	-	-
4-Nitrophenol	-	-	-	-	-	-	-	-	-	-	-
Acenaphthene	-	45000	-	-	-	< 0.15	-	-	-	-	< 0.30
Acenaphthylene	-	-	-	-	-	0.11 J	-	-	-	-	< 0.30
Aniline	-	410	-	-	-	-	-	-	-	-	-
Anthracene	-	230000	-	-	-	0.091 J	-	-	-	-	< 0.22
Benzo(a)anthracene	-	2.9	-	-	-	0.16	-	-	-	-	0.14 J
Benzo(a)pyrene	-	0.29	-	-	-	0.21	-	-	-	-	0.18 J
Benzo(b)fluoranthene	-	2.9	-	-	-	0.2	-	-	-	-	0.23
Benzo(g,h,i)perylene	-	-	-	-	-	0.17	-	-	-	-	0.16 J
Benzo(k)fluoranthene	-	29	-	-	-	0.15	-	-	-	-	0.083 J
Benzoic acid	-	3.30E+06	-	-	-	-	-	-	-	-	-
Benzyl Alcohol	-	82000	-	-	-	-	-	-	-	-	-
bis(2-Chloroethoxy)methane	-	2500	-	-	-	-	-	-	-	-	-
bis(2-Chloroethyl)ether	-	1	-	-	-	-	-	-	-	-	-
bis(2-Ethylhexyl)phthalate	-	160	-	-	-	-	-	-	-	-	-
Butyl benzylphthalate	-	1200	-	-	-	-	-	-	-	-	-

TABLE 1
 SUMMARY OF SOIL SAMPLE ANALYTICAL RESULTS AND EXCEEDANCES - SVOCs AND TPH
 BUZZARD POINT DC UNITED SOCCER STADIUM DEVELOPMENT
 WASHINGTON, D.C.

Location			DP-133	DP-133	DP-133	DP-134	DP-134	DP-134	DP-135	DP-135	DP-136
Sample Date			07/22/2015	07/22/2015	07/22/2015	07/22/2015	07/22/2015	07/22/2015	07/22/2015	07/22/2015	07/23/2015
Sample Name	DC Tier 0 Soil Standards ¹	EPA Regional Screening Level for Industrial Soil ²	DP-133-SO-050-01	DP-133-SO-100-01	DP-133-SO-100-02	DP-134-SO-010-01	DP-134-SO-050-01	DP-134-SO-100-01	DP-135-SO-010-01	DP-135-SO-050-01	DP-136-SO-010-01
Sample Type			Primary	Primary	Duplicate	Primary	Primary	Primary	Primary	Primary	Primary
Sample Depth Interval (ft bgs)			4.5 - 5	9.5 - 10	9.5 - 10	0.5 - 1	4.5 - 5	9.5 - 10	0.5 - 1	4.5 - 5	0.5 - 1
Chrysene	-	290	-	-	-	0.24	-	-	-	-	0.17 J
Dibenz(a,h)anthracene	-	0.29	-	-	-	0.050 J	-	-	-	-	< 0.22
Dibenzofuran	-	1000	-	-	-	-	-	-	-	-	-
Diethyl phthalate	-	660000	-	-	-	-	-	-	-	-	-
Dimethyl phthalate	-	-	-	-	-	-	-	-	-	-	-
Di-n-butylphthalate	-	82000	-	-	-	-	-	-	-	-	-
Di-n-octyl phthalate	-	8200	-	-	-	-	-	-	-	-	-
Fluoranthene	-	30000	-	-	-	0.24	-	-	-	-	0.19 J
Fluorene	-	30000	-	-	-	< 0.18	-	-	-	-	< 0.37
Hexachlorobenzene	-	1.4	-	-	-	-	-	-	-	-	-
Hexachlorobutadiene	-	30	-	-	-	-	-	-	-	-	-
Hexachlorocyclopentadiene	-	4900	-	-	-	-	-	-	-	-	-
Hexachloroethane	-	58	-	-	-	-	-	-	-	-	-
Indeno(1,2,3-cd)pyrene	-	2.9	-	-	-	0.13 J	-	-	-	-	0.15 J
Isophorone	-	2400	-	-	-	-	-	-	-	-	-
Naphthalene	-	17	-	-	-	< 0.18	-	-	-	-	< 0.37
Nitrobenzene	-	22	-	-	-	-	-	-	-	-	-
N-Nitrosodimethylamine	-	0.045	-	-	-	-	-	-	-	-	-
N-Nitrosodi-n-propylamine	-	0.33	-	-	-	-	-	-	-	-	-
N-Nitrosodiphenylamine	-	470	-	-	-	-	-	-	-	-	-
Pentachlorophenol	-	4	-	-	-	-	-	-	-	-	-
Phenanthrene	-	-	-	-	-	0.094 J	-	-	-	-	0.11 J
Phenol	-	250000	-	-	-	-	-	-	-	-	-
Pyrene	-	23000	-	-	-	0.5	-	-	-	-	0.19 J
Total Petroleum Hydrocarbons (mg/kg)											
Gasoline Range Organics (C6-C10)	100	-	< 3.0	< 2.9	< 2.8	< 2.3	< 2.8	< 3.0	7.1	7.5	2.6 J
Total Petroleum Hydrocarbons (C10-C28) DRO	100	-	-	-	-	-	-	-	-	-	-
Total Petroleum Hydrocarbons (C9-C44) DRO	100	-	4.32 J	5.64 J	< 38.3	1,320	1,200	4.93 J	1,000	1,180	1,930
Total Petroleum Hydrocarbons (C28-C40)	-	-	-	-	-	-	-	-	-	-	-

NOTES

- Bold where detected; highlighted where exceeds
- Results reported in mg/kg
- mg/kg = milligrams per kilogram
- ft bgs = feet below ground surface
- = screening level not available/sample not analyzed
- < = not detected at the indicated reporting limit
- J = estimated value
- SVOCs = semi-volatile organic compounds
- TPH = total petroleum hydrocarbons
- 1. DC Tier 0 Standards from the Tier 0 Standard Final Rulemaking published at 40 DCR 7835, 7892 (November 12, 1993); as amended by Final Rulemaking published at 46 DCR 7699 (October 1, 1999)
- 2. United States Environmental Protection Agency (EPA) Regional Screening Level (RSL) Summary Table (January 2015)

TABLE 1
 SUMMARY OF SOIL SAMPLE ANALYTICAL RESULTS AND EXCEEDANCES - SVOCs AND TPH
 BUZZARD POINT DC UNITED SOCCER STADIUM DEVELOPMENT
 WASHINGTON, D.C.

Location	DC Tier 0 Soil Standards ¹	EPA Regional Screening Level for Industrial Soil ²	DP-136 07/23/2015 DP-136-SO-050-01 Primary 4.5 - 5	DP-136 07/23/2015 DP-136-SO-100-01 Primary 9.5 - 10	DP-137 07/23/2015 DP-137-SO-010-01 Primary 0.5 - 1	DP-137 07/23/2015 DP-137-SO-050-01 Primary 4.5 - 5	DP-137 07/23/2015 DP-137-SO-100-01 Primary 9.5 - 10	DP-138 07/23/2015 DP-138-SO-010-01 Primary 0.5 - 1	DP-138 07/23/2015 DP-138-SO-050-01 Primary 4.5 - 5	DP-138 07/23/2015 DP-138-SO-100-01 Primary 9.5 - 10	DP-139 07/23/2015 DP-139-SO-010-01 Primary 0.5 - 1
Semi-Volatile Organic Compounds (mg/kg)											
1,2,4-Trichlorobenzene	-	110	-	-	-	-	-	-	-	-	-
1,2-Dichlorobenzene	-	9300	-	-	-	-	-	-	-	-	-
1,3-Dichlorobenzene	-	-	-	-	-	-	-	-	-	-	-
1,4-Dichlorobenzene	-	11	-	-	-	-	-	-	-	-	-
1-Methylnaphthalene	-	73	-	-	-	-	-	-	-	-	-
2,2'-oxybis(1-Chloropropane)	-	22	-	-	-	-	-	-	-	-	-
2,4,5-Trichlorophenol	-	82000	-	-	-	-	-	-	-	-	-
2,4,6-Trichlorophenol	-	210	-	-	-	-	-	-	-	-	-
2,4-Dichlorophenol	-	2500	-	-	-	-	-	-	-	-	-
2,4-Dimethylphenol	-	16000	-	-	-	-	-	-	-	-	-
2,4-Dinitrophenol	-	1600	-	-	-	-	-	-	-	-	-
2,4-Dinitrotoluene	-	7.4	-	-	-	-	-	-	-	-	-
2,6-Dinitrotoluene	-	1.5	-	-	-	-	-	-	-	-	-
2-Chloronaphthalene	-	93000	-	-	-	-	-	-	-	< 0.98	-
2-Chlorophenol	-	5800	-	-	-	-	-	-	-	-	-
2-Methylnaphthalene	-	3000	-	-	-	-	-	-	-	7.7	-
2-Methylphenol	-	41000	-	-	-	-	-	-	-	-	-
2-Nitroaniline	-	8000	-	-	-	-	-	-	-	-	-
2-Nitrophenol	-	-	-	-	-	-	-	-	-	-	-
3&4-Methylphenol	-	-	-	-	-	-	-	-	-	-	-
3,3'-Dichlorobenzidine	-	5.1	-	-	-	-	-	-	-	-	-
3-Nitroaniline	-	-	-	-	-	-	-	-	-	-	-
4,6-Dinitro-2-methylphenol	-	66	-	-	-	-	-	-	-	-	-
4-Bromophenyl phenyl ether	-	-	-	-	-	-	-	-	-	-	-
4-Chloro-3-methylphenol	-	82000	-	-	-	-	-	-	-	-	-
4-Chloroaniline	-	12	-	-	-	-	-	-	-	-	-
4-Chlorophenyl phenyl ether	-	-	-	-	-	-	-	-	-	-	-
4-Nitroaniline	-	120	-	-	-	-	-	-	-	-	-
4-Nitrophenol	-	-	-	-	-	-	-	-	-	-	-
Acenaphthene	-	45000	-	-	-	-	-	-	-	24	-
Acenaphthylene	-	-	-	-	-	-	-	-	-	0.64 J	-
Aniline	-	410	-	-	-	-	-	-	-	-	-
Anthracene	-	230000	-	-	-	-	-	-	-	52	-
Benzo(a)anthracene	-	2.9	-	-	-	-	-	-	-	96	-
Benzo(a)pyrene	-	0.29	-	-	-	-	-	-	-	76	-
Benzo(b)fluoranthene	-	2.9	-	-	-	-	-	-	-	98	-
Benzo(g,h,i)perylene	-	-	-	-	-	-	-	-	-	41	-
Benzo(k)fluoranthene	-	29	-	-	-	-	-	-	-	20	-
Benzoic acid	-	3.30E+06	-	-	-	-	-	-	-	-	-
Benzyl Alcohol	-	82000	-	-	-	-	-	-	-	-	-
bis(2-Chloroethoxy)methane	-	2500	-	-	-	-	-	-	-	-	-
bis(2-Chloroethyl)ether	-	1	-	-	-	-	-	-	-	-	-
bis(2-Ethylhexyl)phthalate	-	160	-	-	-	-	-	-	-	-	-
Butyl benzylphthalate	-	1200	-	-	-	-	-	-	-	-	-

TABLE 1
 SUMMARY OF SOIL SAMPLE ANALYTICAL RESULTS AND EXCEEDANCES - SVOCs AND TPH
 BUZZARD POINT DC UNITED SOCCER STADIUM DEVELOPMENT
 WASHINGTON, D.C.

Location			DP-136	DP-136	DP-137	DP-137	DP-137	DP-138	DP-138	DP-138	DP-139
Sample Date			07/23/2015	07/23/2015	07/23/2015	07/23/2015	07/23/2015	07/23/2015	07/23/2015	07/23/2015	07/23/2015
Sample Name	DC Tier 0 Soil Standards ¹	EPA Regional Screening Level for Industrial Soil ²	DP-136-SO-050-01	DP-136-SO-100-01	DP-137-SO-010-01	DP-137-SO-050-01	DP-137-SO-100-01	DP-138-SO-010-01	DP-138-SO-050-01	DP-138-SO-100-01	DP-139-SO-010-01
Sample Type			Primary	Primary	Primary	Primary	Primary	Primary	Primary	Primary	Primary
Sample Depth Interval (ft bgs)			4.5 - 5	9.5 - 10	0.5 - 1	4.5 - 5	9.5 - 10	0.5 - 1	4.5 - 5	9.5 - 10	0.5 - 1
Chrysene	-	290	-	-	-	-	-	-	-	100	-
Dibenz(a,h)anthracene	-	0.29	-	-	-	-	-	-	-	12	-
Dibenzofuran	-	1000	-	-	-	-	-	-	-	-	-
Diethyl phthalate	-	660000	-	-	-	-	-	-	-	-	-
Dimethyl phthalate	-	-	-	-	-	-	-	-	-	-	-
Di-n-butylphthalate	-	82000	-	-	-	-	-	-	-	-	-
Di-n-octyl phthalate	-	8200	-	-	-	-	-	-	-	-	-
Fluoranthene	-	30000	-	-	-	-	-	-	-	180	-
Fluorene	-	30000	-	-	-	-	-	-	-	23	-
Hexachlorobenzene	-	1.4	-	-	-	-	-	-	-	-	-
Hexachlorobutadiene	-	30	-	-	-	-	-	-	-	-	-
Hexachlorocyclopentadiene	-	4900	-	-	-	-	-	-	-	-	-
Hexachloroethane	-	58	-	-	-	-	-	-	-	-	-
Indeno(1,2,3-cd)pyrene	-	2.9	-	-	-	-	-	-	-	46	-
Isophorone	-	2400	-	-	-	-	-	-	-	-	-
Naphthalene	-	17	-	-	-	-	-	-	-	8.9	-
Nitrobenzene	-	22	-	-	-	-	-	-	-	-	-
N-Nitrosodimethylamine	-	0.045	-	-	-	-	-	-	-	-	-
N-Nitrosodi-n-propylamine	-	0.33	-	-	-	-	-	-	-	-	-
N-Nitrosodiphenylamine	-	470	-	-	-	-	-	-	-	-	-
Pentachlorophenol	-	4	-	-	-	-	-	-	-	-	-
Phenanthrene	-	-	-	-	-	-	-	-	-	170	-
Phenol	-	250000	-	-	-	-	-	-	-	-	-
Pyrene	-	23000	-	-	-	-	-	-	-	170	-
Total Petroleum Hydrocarbons (mg/kg)											
Gasoline Range Organics (C6-C10)	100	-	8	< 3.0	< 2.5	< 2.8	< 3.1	< 2.7	< 2.9	2.5 J	< 2.6
Total Petroleum Hydrocarbons (C10-C28) DRO	100	-	-	-	-	-	-	-	-	-	-
Total Petroleum Hydrocarbons (C9-C44) DRO	100	-	84.9	38.7	2,420	48.9	4.85 J	767	15.5 J	7,500	759
Total Petroleum Hydrocarbons (C28-C40)	-	-	-	-	-	-	-	-	-	-	-

NOTES

- Bold where detected; highlighted where exceeds
- Results reported in mg/kg
- mg/kg = milligrams per kilogram
- ft bgs = feet below ground surface
- = screening level not available/sample not analyzed
- < = not detected at the indicated reporting limit
- J = estimated value
- SVOCs = semi-volatile organic compounds
- TPH = total petroleum hydrocarbons
- 1. DC Tier 0 Standards from the Tier 0 Standard Final Rulemaking published at 40 DCR 7835, 7892 (November 12, 1993); as amended by Final Rulemaking published at 46 DCR 7699 (October 1, 1999)
- 2. United States Environmental Protection Agency (EPA) Regional Screening Level (RSL) Summary Table (January 2015)

TABLE 1
 SUMMARY OF SOIL SAMPLE ANALYTICAL RESULTS AND EXCEEDANCES - SVOCs AND TPH
 BUZZARD POINT DC UNITED SOCCER STADIUM DEVELOPMENT
 WASHINGTON, D.C.

Location	DC Tier 0 Soil Standards ¹	EPA Regional Screening Level for Industrial Soil ²	DP-139 07/23/2015 DP-139-SO-050-01 Primary 4.5 - 5	DP-139 07/23/2015 DP-139-SO-100-01 Primary 9.5 - 10	DP-139 07/23/2015 DP-139-SO-100-02 Duplicate 9.5 - 10	DP-140 07/23/2015 DP-140-SO-010-01 Primary 0.5 - 1	DP-140 07/23/2015 DP-140-SO-050-01 Primary 4.5 - 5	DP-140 07/23/2015 DP-140-SO-100-01 Primary 9.5 - 10	DP-141 07/23/2015 DP-141-SO-010-01 Primary 0.5 - 1	DP-141 07/23/2015 DP-141-SO-050-01 Primary 4.5 - 5	DP-141 07/23/2015 DP-141-SO-100-01 Primary 9.5 - 10
Semi-Volatile Organic Compounds (mg/kg)											
1,2,4-Trichlorobenzene	-	110	-	-	-	-	-	-	-	-	-
1,2-Dichlorobenzene	-	9300	-	-	-	-	-	-	-	-	-
1,3-Dichlorobenzene	-	-	-	-	-	-	-	-	-	-	-
1,4-Dichlorobenzene	-	11	-	-	-	-	-	-	-	-	-
1-Methylnaphthalene	-	73	-	-	-	-	-	-	-	-	-
2,2'-oxybis(1-Chloropropane)	-	22	-	-	-	-	-	-	-	-	-
2,4,5-Trichlorophenol	-	82000	-	-	-	-	-	-	-	-	-
2,4,6-Trichlorophenol	-	210	-	-	-	-	-	-	-	-	-
2,4-Dichlorophenol	-	2500	-	-	-	-	-	-	-	-	-
2,4-Dimethylphenol	-	16000	-	-	-	-	-	-	-	-	-
2,4-Dinitrophenol	-	1600	-	-	-	-	-	-	-	-	-
2,4-Dinitrotoluene	-	7.4	-	-	-	-	-	-	-	-	-
2,6-Dinitrotoluene	-	1.5	-	-	-	-	-	-	-	-	-
2-Chloronaphthalene	-	93000	-	-	-	-	-	-	-	-	-
2-Chlorophenol	-	5800	-	-	-	-	-	-	-	-	-
2-Methylnaphthalene	-	3000	-	-	-	-	-	-	-	-	-
2-Methylphenol	-	41000	-	-	-	-	-	-	-	-	-
2-Nitroaniline	-	8000	-	-	-	-	-	-	-	-	-
2-Nitrophenol	-	-	-	-	-	-	-	-	-	-	-
3&4-Methylphenol	-	-	-	-	-	-	-	-	-	-	-
3,3'-Dichlorobenzidine	-	5.1	-	-	-	-	-	-	-	-	-
3-Nitroaniline	-	-	-	-	-	-	-	-	-	-	-
4,6-Dinitro-2-methylphenol	-	66	-	-	-	-	-	-	-	-	-
4-Bromophenyl phenyl ether	-	-	-	-	-	-	-	-	-	-	-
4-Chloro-3-methylphenol	-	82000	-	-	-	-	-	-	-	-	-
4-Chloroaniline	-	12	-	-	-	-	-	-	-	-	-
4-Chlorophenyl phenyl ether	-	-	-	-	-	-	-	-	-	-	-
4-Nitroaniline	-	120	-	-	-	-	-	-	-	-	-
4-Nitrophenol	-	-	-	-	-	-	-	-	-	-	-
Acenaphthene	-	45000	-	-	-	-	-	-	-	-	-
Acenaphthylene	-	-	-	-	-	-	-	-	-	-	-
Aniline	-	410	-	-	-	-	-	-	-	-	-
Anthracene	-	230000	-	-	-	-	-	-	-	-	-
Benzo(a)anthracene	-	2.9	-	-	-	-	-	-	-	-	-
Benzo(a)pyrene	-	0.29	-	-	-	-	-	-	-	-	-
Benzo(b)fluoranthene	-	2.9	-	-	-	-	-	-	-	-	-
Benzo(g,h,i)perylene	-	-	-	-	-	-	-	-	-	-	-
Benzo(k)fluoranthene	-	29	-	-	-	-	-	-	-	-	-
Benzoic acid	-	3.30E+06	-	-	-	-	-	-	-	-	-
Benzyl Alcohol	-	82000	-	-	-	-	-	-	-	-	-
bis(2-Chloroethoxy)methane	-	2500	-	-	-	-	-	-	-	-	-
bis(2-Chloroethyl)ether	-	1	-	-	-	-	-	-	-	-	-
bis(2-Ethylhexyl)phthalate	-	160	-	-	-	-	-	-	-	-	-
Butyl benzylphthalate	-	1200	-	-	-	-	-	-	-	-	-

TABLE 1
 SUMMARY OF SOIL SAMPLE ANALYTICAL RESULTS AND EXCEEDANCES - SVOCs AND TPH
 BUZZARD POINT DC UNITED SOCCER STADIUM DEVELOPMENT
 WASHINGTON, D.C.

Location			DP-139	DP-139	DP-139	DP-140	DP-140	DP-140	DP-141	DP-141	DP-141
Sample Date			07/23/2015	07/23/2015	07/23/2015	07/23/2015	07/23/2015	07/23/2015	07/23/2015	07/23/2015	07/23/2015
Sample Name	DC Tier 0 Soil Standards ¹	EPA Regional Screening Level for Industrial Soil ²	DP-139-SO-050-01	DP-139-SO-100-01	DP-139-SO-100-02	DP-140-SO-010-01	DP-140-SO-050-01	DP-140-SO-100-01	DP-141-SO-010-01	DP-141-SO-050-01	DP-141-SO-100-01
Sample Type			Primary	Primary	Duplicate	Primary	Primary	Primary	Primary	Primary	Primary
Sample Depth Interval (ft bgs)			4.5 - 5	9.5 - 10	9.5 - 10	0.5 - 1	4.5 - 5	9.5 - 10	0.5 - 1	4.5 - 5	9.5 - 10
Chrysene	-	290	-	-	-	-	-	-	-	-	-
Dibenz(a,h)anthracene	-	0.29	-	-	-	-	-	-	-	-	-
Dibenzofuran	-	1000	-	-	-	-	-	-	-	-	-
Diethyl phthalate	-	660000	-	-	-	-	-	-	-	-	-
Dimethyl phthalate	-	-	-	-	-	-	-	-	-	-	-
Di-n-butylphthalate	-	82000	-	-	-	-	-	-	-	-	-
Di-n-octyl phthalate	-	8200	-	-	-	-	-	-	-	-	-
Fluoranthene	-	30000	-	-	-	-	-	-	-	-	-
Fluorene	-	30000	-	-	-	-	-	-	-	-	-
Hexachlorobenzene	-	1.4	-	-	-	-	-	-	-	-	-
Hexachlorobutadiene	-	30	-	-	-	-	-	-	-	-	-
Hexachlorocyclopentadiene	-	4900	-	-	-	-	-	-	-	-	-
Hexachloroethane	-	58	-	-	-	-	-	-	-	-	-
Indeno(1,2,3-cd)pyrene	-	2.9	-	-	-	-	-	-	-	-	-
Isophorone	-	2400	-	-	-	-	-	-	-	-	-
Naphthalene	-	17	-	-	-	-	-	-	-	-	-
Nitrobenzene	-	22	-	-	-	-	-	-	-	-	-
N-Nitrosodimethylamine	-	0.045	-	-	-	-	-	-	-	-	-
N-Nitrosodi-n-propylamine	-	0.33	-	-	-	-	-	-	-	-	-
N-Nitrosodiphenylamine	-	470	-	-	-	-	-	-	-	-	-
Pentachlorophenol	-	4	-	-	-	-	-	-	-	-	-
Phenanthrene	-	-	-	-	-	-	-	-	-	-	-
Phenol	-	250000	-	-	-	-	-	-	-	-	-
Pyrene	-	23000	-	-	-	-	-	-	-	-	-
Total Petroleum Hydrocarbons (mg/kg)											
Gasoline Range Organics (C6-C10)	100	-	< 2.6	< 2.8	< 2.8	< 2.6	16	< 3.1	< 2.4	< 2.7	< 2.9
Total Petroleum Hydrocarbons (C10-C28) DRO	100	-	-	-	-	-	-	-	-	-	-
Total Petroleum Hydrocarbons (C9-C44) DRO	100	-	609	177	216	1,550	273	14.2 J	278	140	336
Total Petroleum Hydrocarbons (C28-C40)	-	-	-	-	-	-	-	-	-	-	-

NOTES

- Bold where detected; highlighted where exceeds
- Results reported in mg/kg
- mg/kg = milligrams per kilogram
- ft bgs = feet below ground surface
- = screening level not available/sample not analyzed
- < = not detected at the indicated reporting limit
- J = estimated value
- SVOCs = semi-volatile organic compounds
- TPH = total petroleum hydrocarbons
- 1. DC Tier 0 Standards from the Tier 0 Standard Final Rulemaking published at 40 DCR 7835, 7892 (November 12, 1993); as amended by Final Rulemaking published at 46 DCR 7699 (October 1, 1999)
- 2. United States Environmental Protection Agency (EPA) Regional Screening Level (RSL) Summary Table (January 2015)

TABLE 1
 SUMMARY OF SOIL SAMPLE ANALYTICAL RESULTS AND EXCEEDANCES - SVOCs AND TPH
 BUZZARD POINT DC UNITED SOCCER STADIUM DEVELOPMENT
 WASHINGTON, D.C.

Location			DP-142	DP-142	DP-142	DP-143	DP-143	DP-143	DP-144	DP-144	DP-144
Sample Date			07/23/2015	07/23/2015	07/23/2015	07/23/2015	07/23/2015	07/23/2015	07/23/2015	07/23/2015	07/23/2015
Sample Name	DC Tier 0 Soil Standards ¹	EPA Regional Screening Level for Industrial Soil ²	DP-142-SO-010-01	DP-142-SO-050-01	DP-142-SO-100-01	DP-143-SO-010-01	DP-143-SO-050-01	DP-143-SO-100-01	DP-144-SO-010-01	DP-144-SO-050-01	DP-144-SO-100-01
Sample Type			Primary	Primary	Primary	Primary	Primary	Primary	Primary	Primary	Primary
Sample Depth Interval (ft bgs)			0.5 - 1	4.5 - 5	9.5 - 10	0.5 - 1	4.5 - 5	9.5 - 10	0.5 - 1	4.5 - 5	9.5 - 10
Semi-Volatile Organic Compounds (mg/kg)											
1,2,4-Trichlorobenzene	-	110	-	-	-	-	-	-	-	-	-
1,2-Dichlorobenzene	-	9300	-	-	-	-	-	-	-	-	-
1,3-Dichlorobenzene	-	-	-	-	-	-	-	-	-	-	-
1,4-Dichlorobenzene	-	11	-	-	-	-	-	-	-	-	-
1-Methylnaphthalene	-	73	-	-	-	-	-	-	-	-	-
2,2'-oxybis(1-Chloropropane)	-	22	-	-	-	-	-	-	-	-	-
2,4,5-Trichlorophenol	-	82000	-	-	-	-	-	-	-	-	-
2,4,6-Trichlorophenol	-	210	-	-	-	-	-	-	-	-	-
2,4-Dichlorophenol	-	2500	-	-	-	-	-	-	-	-	-
2,4-Dimethylphenol	-	16000	-	-	-	-	-	-	-	-	-
2,4-Dinitrophenol	-	1600	-	-	-	-	-	-	-	-	-
2,4-Dinitrotoluene	-	7.4	-	-	-	-	-	-	-	-	-
2,6-Dinitrotoluene	-	1.5	-	-	-	-	-	-	-	-	-
2-Chloronaphthalene	-	93000	-	-	-	-	-	-	-	-	-
2-Chlorophenol	-	5800	-	-	-	-	-	-	-	-	-
2-Methylnaphthalene	-	3000	-	-	-	-	-	-	-	-	-
2-Methylphenol	-	41000	-	-	-	-	-	-	-	-	-
2-Nitroaniline	-	8000	-	-	-	-	-	-	-	-	-
2-Nitrophenol	-	-	-	-	-	-	-	-	-	-	-
3&4-Methylphenol	-	-	-	-	-	-	-	-	-	-	-
3,3'-Dichlorobenzidine	-	5.1	-	-	-	-	-	-	-	-	-
3-Nitroaniline	-	-	-	-	-	-	-	-	-	-	-
4,6-Dinitro-2-methylphenol	-	66	-	-	-	-	-	-	-	-	-
4-Bromophenyl phenyl ether	-	-	-	-	-	-	-	-	-	-	-
4-Chloro-3-methylphenol	-	82000	-	-	-	-	-	-	-	-	-
4-Chloroaniline	-	12	-	-	-	-	-	-	-	-	-
4-Chlorophenyl phenyl ether	-	-	-	-	-	-	-	-	-	-	-
4-Nitroaniline	-	120	-	-	-	-	-	-	-	-	-
4-Nitrophenol	-	-	-	-	-	-	-	-	-	-	-
Acenaphthene	-	45000	-	-	-	-	-	-	-	-	-
Acenaphthylene	-	-	-	-	-	-	-	-	-	-	-
Aniline	-	410	-	-	-	-	-	-	-	-	-
Anthracene	-	230000	-	-	-	-	-	-	-	-	-
Benzo(a)anthracene	-	2.9	-	-	-	-	-	-	-	-	-
Benzo(a)pyrene	-	0.29	-	-	-	-	-	-	-	-	-
Benzo(b)fluoranthene	-	2.9	-	-	-	-	-	-	-	-	-
Benzo(g,h,i)perylene	-	-	-	-	-	-	-	-	-	-	-
Benzo(k)fluoranthene	-	29	-	-	-	-	-	-	-	-	-
Benzoic acid	-	3.30E+06	-	-	-	-	-	-	-	-	-
Benzyl Alcohol	-	82000	-	-	-	-	-	-	-	-	-
bis(2-Chloroethoxy)methane	-	2500	-	-	-	-	-	-	-	-	-
bis(2-Chloroethyl)ether	-	1	-	-	-	-	-	-	-	-	-
bis(2-Ethylhexyl)phthalate	-	160	-	-	-	-	-	-	-	-	-
Butyl benzylphthalate	-	1200	-	-	-	-	-	-	-	-	-

TABLE 1
 SUMMARY OF SOIL SAMPLE ANALYTICAL RESULTS AND EXCEEDANCES - SVOCs AND TPH
 BUZZARD POINT DC UNITED SOCCER STADIUM DEVELOPMENT
 WASHINGTON, D.C.

Location			DP-142	DP-142	DP-142	DP-143	DP-143	DP-143	DP-144	DP-144	DP-144
Sample Date			07/23/2015	07/23/2015	07/23/2015	07/23/2015	07/23/2015	07/23/2015	07/23/2015	07/23/2015	07/23/2015
Sample Name	DC Tier 0 Soil Standards ¹	EPA Regional Screening Level for Industrial Soil ²	DP-142-SO-010-01	DP-142-SO-050-01	DP-142-SO-100-01	DP-143-SO-010-01	DP-143-SO-050-01	DP-143-SO-100-01	DP-144-SO-010-01	DP-144-SO-050-01	DP-144-SO-100-01
Sample Type			Primary	Primary	Primary	Primary	Primary	Primary	Primary	Primary	Primary
Sample Depth Interval (ft bgs)			0.5 - 1	4.5 - 5	9.5 - 10	0.5 - 1	4.5 - 5	9.5 - 10	0.5 - 1	4.5 - 5	9.5 - 10
Chrysene	-	290	-	-	-	-	-	-	-	-	-
Dibenz(a,h)anthracene	-	0.29	-	-	-	-	-	-	-	-	-
Dibenzofuran	-	1000	-	-	-	-	-	-	-	-	-
Diethyl phthalate	-	660000	-	-	-	-	-	-	-	-	-
Dimethyl phthalate	-	-	-	-	-	-	-	-	-	-	-
Di-n-butylphthalate	-	82000	-	-	-	-	-	-	-	-	-
Di-n-octyl phthalate	-	8200	-	-	-	-	-	-	-	-	-
Fluoranthene	-	30000	-	-	-	-	-	-	-	-	-
Fluorene	-	30000	-	-	-	-	-	-	-	-	-
Hexachlorobenzene	-	1.4	-	-	-	-	-	-	-	-	-
Hexachlorobutadiene	-	30	-	-	-	-	-	-	-	-	-
Hexachlorocyclopentadiene	-	4900	-	-	-	-	-	-	-	-	-
Hexachloroethane	-	58	-	-	-	-	-	-	-	-	-
Indeno(1,2,3-cd)pyrene	-	2.9	-	-	-	-	-	-	-	-	-
Isophorone	-	2400	-	-	-	-	-	-	-	-	-
Naphthalene	-	17	-	-	-	-	-	-	-	-	-
Nitrobenzene	-	22	-	-	-	-	-	-	-	-	-
N-Nitrosodimethylamine	-	0.045	-	-	-	-	-	-	-	-	-
N-Nitrosodi-n-propylamine	-	0.33	-	-	-	-	-	-	-	-	-
N-Nitrosodiphenylamine	-	470	-	-	-	-	-	-	-	-	-
Pentachlorophenol	-	4	-	-	-	-	-	-	-	-	-
Phenanthrene	-	-	-	-	-	-	-	-	-	-	-
Phenol	-	250000	-	-	-	-	-	-	-	-	-
Pyrene	-	23000	-	-	-	-	-	-	-	-	-
Total Petroleum Hydrocarbons (mg/kg)											
Gasoline Range Organics (C6-C10)	100	-	< 2.5	< 2.8	< 2.4	< 2.8	1.6 J	< 2.7	< 2.9	< 2.7	< 2.9
Total Petroleum Hydrocarbons (C10-C28) DRO	100	-	-	-	-	-	-	-	-	-	-
Total Petroleum Hydrocarbons (C9-C44) DRO	100	-	417	11.3 J	69.9	112	260	50.1	260	469	16.3 J
Total Petroleum Hydrocarbons (C28-C40)	-	-	-	-	-	-	-	-	-	-	-

NOTES

- Bold where detected; highlighted where exceeds
- Results reported in mg/kg
- mg/kg = milligrams per kilogram
- ft bgs = feet below ground surface
- = screening level not available/sample not analyzed
- < = not detected at the indicated reporting limit
- J = estimated value
- SVOCs = semi-volatile organic compounds
- TPH = total petroleum hydrocarbons
- 1. DC Tier 0 Standards from the Tier 0 Standard Final Rulemaking published at 40 DCR 7835, 7892 (November 12, 1993); as amended by Final Rulemaking published at 46 DCR 7699 (October 1, 1999)
- 2. United States Environmental Protection Agency (EPA) Regional Screening Level (RSL) Summary Table (January 2015)

TABLE 1
 SUMMARY OF SOIL SAMPLE ANALYTICAL RESULTS AND EXCEEDANCES - SVOCs AND TPH
 BUZZARD POINT DC UNITED SOCCER STADIUM DEVELOPMENT
 WASHINGTON, D.C.

Location	DC Tier 0 Soil Standards ¹	EPA Regional Screening Level for Industrial Soil ²	DP-145 07/23/2015 DP-145-SO-010-01 Primary 0.5 - 1	DP-145 07/23/2015 DP-145-SO-050-01 Primary 4.5 - 5	DP-145 07/23/2015 DP-145-SO-100-01 Primary 9.5 - 10	DP-145 07/23/2015 DP-145-SO-100-02 Duplicate 9.5 - 10	DP-146 07/23/2015 DP-146-SO-010-01 Primary 0.5 - 1	DP-146 07/23/2015 DP-146-SO-050-01 Primary 4.5 - 5	DP-146 07/23/2015 DP-146-SO-100-01 Primary 9.5 - 10	DP-147 07/24/2015 DP-147-SO-010-01 Primary 0.5 - 1	DP-147 07/24/2015 DP-147-SO-050-01 Primary 4.5 - 5
Semi-Volatile Organic Compounds (mg/kg)											
1,2,4-Trichlorobenzene	-	110	-	-	-	-	-	-	-	-	-
1,2-Dichlorobenzene	-	9300	-	-	-	-	-	-	-	-	-
1,3-Dichlorobenzene	-	-	-	-	-	-	-	-	-	-	-
1,4-Dichlorobenzene	-	11	-	-	-	-	-	-	-	-	-
1-Methylnaphthalene	-	73	-	-	-	-	-	-	-	-	-
2,2'-oxybis(1-Chloropropane)	-	22	-	-	-	-	-	-	-	-	-
2,4,5-Trichlorophenol	-	82000	-	-	-	-	-	-	-	-	-
2,4,6-Trichlorophenol	-	210	-	-	-	-	-	-	-	-	-
2,4-Dichlorophenol	-	2500	-	-	-	-	-	-	-	-	-
2,4-Dimethylphenol	-	16000	-	-	-	-	-	-	-	-	-
2,4-Dinitrophenol	-	1600	-	-	-	-	-	-	-	-	-
2,4-Dinitrotoluene	-	7.4	-	-	-	-	-	-	-	-	-
2,6-Dinitrotoluene	-	1.5	-	-	-	-	-	-	-	-	-
2-Chloronaphthalene	-	93000	-	-	-	-	< 0.19	-	-	< 0.18	< 0.18
2-Chlorophenol	-	5800	-	-	-	-	-	-	-	-	-
2-Methylnaphthalene	-	3000	-	-	-	-	< 0.23	-	-	< 0.22	0.61
2-Methylphenol	-	41000	-	-	-	-	-	-	-	-	-
2-Nitroaniline	-	8000	-	-	-	-	-	-	-	-	-
2-Nitrophenol	-	-	-	-	-	-	-	-	-	-	-
3&4-Methylphenol	-	-	-	-	-	-	-	-	-	-	-
3,3'-Dichlorobenzidine	-	5.1	-	-	-	-	-	-	-	-	-
3-Nitroaniline	-	-	-	-	-	-	-	-	-	-	-
4,6-Dinitro-2-methylphenol	-	66	-	-	-	-	-	-	-	-	-
4-Bromophenyl phenyl ether	-	-	-	-	-	-	-	-	-	-	-
4-Chloro-3-methylphenol	-	82000	-	-	-	-	-	-	-	-	-
4-Chloroaniline	-	12	-	-	-	-	-	-	-	-	-
4-Chlorophenyl phenyl ether	-	-	-	-	-	-	-	-	-	-	-
4-Nitroaniline	-	120	-	-	-	-	-	-	-	-	-
4-Nitrophenol	-	-	-	-	-	-	-	-	-	-	-
Acenaphthene	-	45000	-	-	-	-	< 0.15	-	-	0.060 J	1.4
Acenaphthylene	-	-	-	-	-	-	< 0.15	-	-	0.11 J	0.56
Aniline	-	410	-	-	-	-	-	-	-	-	-
Anthracene	-	230000	-	-	-	-	0.048 J	-	-	0.19	4.1
Benzo(a)anthracene	-	2.9	-	-	-	-	0.088 J	-	-	0.55	9.4
Benzo(a)pyrene	-	0.29	-	-	-	-	0.091 J	-	-	0.56	8.5
Benzo(b)fluoranthene	-	2.9	-	-	-	-	0.18	-	-	0.44	10
Benzo(g,h,i)perylene	-	-	-	-	-	-	0.093 J	-	-	0.36	6.5
Benzo(k)fluoranthene	-	29	-	-	-	-	0.052 J	-	-	0.5	7
Benzoic acid	-	3.30E+06	-	-	-	-	-	-	-	-	-
Benzyl Alcohol	-	82000	-	-	-	-	-	-	-	-	-
bis(2-Chloroethoxy)methane	-	2500	-	-	-	-	-	-	-	-	-
bis(2-Chloroethyl)ether	-	1	-	-	-	-	-	-	-	-	-
bis(2-Ethylhexyl)phthalate	-	160	-	-	-	-	-	-	-	-	-
Butyl benzylphthalate	-	1200	-	-	-	-	-	-	-	-	-

TABLE 1
 SUMMARY OF SOIL SAMPLE ANALYTICAL RESULTS AND EXCEEDANCES - SVOCs AND TPH
 BUZZARD POINT DC UNITED SOCCER STADIUM DEVELOPMENT
 WASHINGTON, D.C.

Location			DP-145	DP-145	DP-145	DP-145	DP-146	DP-146	DP-146	DP-147	DP-147
Sample Date			07/23/2015	07/23/2015	07/23/2015	07/23/2015	07/23/2015	07/23/2015	07/23/2015	07/24/2015	07/24/2015
Sample Name	DC Tier 0 Soil Standards ¹	EPA Regional Screening Level for Industrial Soil ²	DP-145-SO-010-01	DP-145-SO-050-01	DP-145-SO-100-01	DP-145-SO-100-02	DP-146-SO-010-01	DP-146-SO-050-01	DP-146-SO-100-01	DP-147-SO-010-01	DP-147-SO-050-01
Sample Type			Primary	Primary	Primary	Duplicate	Primary	Primary	Primary	Primary	Primary
Sample Depth Interval (ft bgs)			0.5 - 1	4.5 - 5	9.5 - 10	9.5 - 10	0.5 - 1	4.5 - 5	9.5 - 10	0.5 - 1	4.5 - 5
Chrysene	-	290	-	-	-	-	0.13	-	-	0.56	10
Dibenz(a,h)anthracene	-	0.29	-	-	-	-	< 0.11	-	-	0.13	2.7
Dibenzofuran	-	1000	-	-	-	-	-	-	-	-	-
Diethyl phthalate	-	660000	-	-	-	-	-	-	-	-	-
Dimethyl phthalate	-	-	-	-	-	-	-	-	-	-	-
Di-n-butylphthalate	-	82000	-	-	-	-	-	-	-	-	-
Di-n-octyl phthalate	-	8200	-	-	-	-	-	-	-	-	-
Fluoranthene	-	30000	-	-	-	-	0.15	-	-	0.94	23
Fluorene	-	30000	-	-	-	-	< 0.19	-	-	0.059 J	1.4
Hexachlorobenzene	-	1.4	-	-	-	-	-	-	-	-	-
Hexachlorobutadiene	-	30	-	-	-	-	-	-	-	-	-
Hexachlorocyclopentadiene	-	4900	-	-	-	-	-	-	-	-	-
Hexachloroethane	-	58	-	-	-	-	-	-	-	-	-
Indeno(1,2,3-cd)pyrene	-	2.9	-	-	-	-	0.088 J	-	-	0.32	5.6
Isophorone	-	2400	-	-	-	-	-	-	-	-	-
Naphthalene	-	17	-	-	-	-	< 0.19	-	-	< 0.18	1.3
Nitrobenzene	-	22	-	-	-	-	-	-	-	-	-
N-Nitrosodimethylamine	-	0.045	-	-	-	-	-	-	-	-	-
N-Nitrosodi-n-propylamine	-	0.33	-	-	-	-	-	-	-	-	-
N-Nitrosodiphenylamine	-	470	-	-	-	-	-	-	-	-	-
Pentachlorophenol	-	4	-	-	-	-	-	-	-	-	-
Phenanthrene	-	-	-	-	-	-	0.038 J	-	-	0.58	19
Phenol	-	250000	-	-	-	-	-	-	-	-	-
Pyrene	-	23000	-	-	-	-	0.15	-	-	0.92	20
Total Petroleum Hydrocarbons (mg/kg)											
Gasoline Range Organics (C6-C10)	100	-	2.4 J	< 2.9	< 2.7	< 3.1	2.1 J	< 2.5	< 2.9	< 2.6	< 2.8
Total Petroleum Hydrocarbons (C10-C28) DRO	100	-	-	-	-	-	-	-	-	-	-
Total Petroleum Hydrocarbons (C9-C44) DRO	100	-	236	432	4.46 J	< 40.5	594	25.1 J	14 J	1,550	639
Total Petroleum Hydrocarbons (C28-C40)	-	-	-	-	-	-	-	-	-	-	-

NOTES

- Bold where detected; highlighted where exceeds
- Results reported in mg/kg
- mg/kg = milligrams per kilogram
- ft bgs = feet below ground surface
- = screening level not available/sample not analyzed
- < = not detected at the indicated reporting limit
- J = estimated value
- SVOCs = semi-volatile organic compounds
- TPH = total petroleum hydrocarbons
- 1. DC Tier 0 Standards from the Tier 0 Standard Final Rulemaking published at 40 DCR 7835, 7892 (November 12, 1993); as amended by Final Rulemaking published at 46 DCR 7699 (October 1, 1999)
- 2. United States Environmental Protection Agency (EPA) Regional Screening Level (RSL) Summary Table (January 2015)

TABLE 1
 SUMMARY OF SOIL SAMPLE ANALYTICAL RESULTS AND EXCEEDANCES - SVOCs AND TPH
 BUZZARD POINT DC UNITED SOCCER STADIUM DEVELOPMENT
 WASHINGTON, D.C.

Location	DC Tier 0 Soil Standards ¹	EPA Regional Screening Level for Industrial Soil ²	DP-147 07/24/2015 DP-147-SO-050-02 Duplicate 4.5 - 5	DP-147 07/24/2015 DP-147-SO-100-01 Primary 9.5 - 10	DP-148 07/24/2015 DP-148-SO-010-01 Primary 0.5 - 1	DP-148 07/24/2015 DP-148-SO-050-01 Primary 4.5 - 5	DP-148 07/24/2015 DP-148-SO-100-01 Primary 9.5 - 10	DP-149 07/24/2015 DP-149-SO-010-01 Primary 0.5 - 1	DP-149 07/24/2015 DP-149-SO-050-01 Primary 4.5 - 5	DP-149 07/24/2015 DP-149-SO-100-01 Primary 9.5 - 10	DP-150 07/24/2015 DP-150-SO-010-01 Primary 0.5 - 1
Semi-Volatile Organic Compounds (mg/kg)											
1,2,4-Trichlorobenzene	-	110	-	-	-	-	-	-	-	-	-
1,2-Dichlorobenzene	-	9300	-	-	-	-	-	-	-	-	-
1,3-Dichlorobenzene	-	-	-	-	-	-	-	-	-	-	-
1,4-Dichlorobenzene	-	11	-	-	-	-	-	-	-	-	-
1-Methylnaphthalene	-	73	-	-	-	-	-	-	-	-	-
2,2'-oxybis(1-Chloropropane)	-	22	-	-	-	-	-	-	-	-	-
2,4,5-Trichlorophenol	-	82000	-	-	-	-	-	-	-	-	-
2,4,6-Trichlorophenol	-	210	-	-	-	-	-	-	-	-	-
2,4-Dichlorophenol	-	2500	-	-	-	-	-	-	-	-	-
2,4-Dimethylphenol	-	16000	-	-	-	-	-	-	-	-	-
2,4-Dinitrophenol	-	1600	-	-	-	-	-	-	-	-	-
2,4-Dinitrotoluene	-	7.4	-	-	-	-	-	-	-	-	-
2,6-Dinitrotoluene	-	1.5	-	-	-	-	-	-	-	-	-
2-Chloronaphthalene	-	93000	< 0.18	< 0.20	< 0.36	< 0.19	< 0.20	< 0.18	< 0.18	< 0.20	< 0.18
2-Chlorophenol	-	5800	-	-	-	-	-	-	-	-	-
2-Methylnaphthalene	-	3000	< 0.22	< 0.24	< 0.44	< 0.23	0.067 J	< 0.22	0.070 J	< 0.24	< 0.22
2-Methylphenol	-	41000	-	-	-	-	-	-	-	-	-
2-Nitroaniline	-	8000	-	-	-	-	-	-	-	-	-
2-Nitrophenol	-	-	-	-	-	-	-	-	-	-	-
3&4-Methylphenol	-	-	-	-	-	-	-	-	-	-	-
3,3'-Dichlorobenzidine	-	5.1	-	-	-	-	-	-	-	-	-
3-Nitroaniline	-	-	-	-	-	-	-	-	-	-	-
4,6-Dinitro-2-methylphenol	-	66	-	-	-	-	-	-	-	-	-
4-Bromophenyl phenyl ether	-	-	-	-	-	-	-	-	-	-	-
4-Chloro-3-methylphenol	-	82000	-	-	-	-	-	-	-	-	-
4-Chloroaniline	-	12	-	-	-	-	-	-	-	-	-
4-Chlorophenyl phenyl ether	-	-	-	-	-	-	-	-	-	-	-
4-Nitroaniline	-	120	-	-	-	-	-	-	-	-	-
4-Nitrophenol	-	-	-	-	-	-	-	-	-	-	-
Acenaphthene	-	45000	< 0.15	< 0.16	< 0.29	< 0.16	0.16	0.054 J	0.2	0.12 J	< 0.14
Acenaphthylene	-	-	< 0.15	< 0.16	< 0.29	< 0.16	0.10 J	0.57	0.23	0.13 J	0.047 J
Aniline	-	410	-	-	-	-	-	-	-	-	-
Anthracene	-	230000	0.10 J	0.046 J	0.083 J	0.057 J	0.5	0.44	0.59	0.32	0.049 J
Benzo(a)anthracene	-	2.9	0.29	0.10 J	0.37	0.17	1	2	1.4	0.76	0.19
Benzo(a)pyrene	-	0.29	0.28	0.10 J	0.38	0.18	1	1.9	1.4	0.76	0.21
Benzo(b)fluoranthene	-	2.9	0.34	0.081 J	0.32	0.17	0.98	1.8	1.2	0.62	0.26
Benzo(g,h,i)perylene	-	-	0.18	0.077 J	0.23 J	0.11 J	0.72	1	0.96	0.59	0.14
Benzo(k)fluoranthene	-	29	0.14	0.086 J	0.32	0.12	0.68	1.6	1.1	0.64	0.092 J
Benzoic acid	-	3.30E+06	-	-	-	-	-	-	-	-	-
Benzyl Alcohol	-	82000	-	-	-	-	-	-	-	-	-
bis(2-Chloroethoxy)methane	-	2500	-	-	-	-	-	-	-	-	-
bis(2-Chloroethyl)ether	-	1	-	-	-	-	-	-	-	-	-
bis(2-Ethylhexyl)phthalate	-	160	-	-	-	-	-	-	-	-	-
Butyl benzylphthalate	-	1200	-	-	-	-	-	-	-	-	-

TABLE 1
 SUMMARY OF SOIL SAMPLE ANALYTICAL RESULTS AND EXCEEDANCES - SVOCs AND TPH
 BUZZARD POINT DC UNITED SOCCER STADIUM DEVELOPMENT
 WASHINGTON, D.C.

Location	DC Tier 0 Soil Standards ¹	EPA Regional Screening Level for Industrial Soil ²	DP-147 07/24/2015 DP-147-SO-050-02 Duplicate 4.5 - 5	DP-147 07/24/2015 DP-147-SO-100-01 Primary 9.5 - 10	DP-148 07/24/2015 DP-148-SO-010-01 Primary 0.5 - 1	DP-148 07/24/2015 DP-148-SO-050-01 Primary 4.5 - 5	DP-148 07/24/2015 DP-148-SO-100-01 Primary 9.5 - 10	DP-149 07/24/2015 DP-149-SO-010-01 Primary 0.5 - 1	DP-149 07/24/2015 DP-149-SO-050-01 Primary 4.5 - 5	DP-149 07/24/2015 DP-149-SO-100-01 Primary 9.5 - 10	DP-150 07/24/2015 DP-150-SO-010-01 Primary 0.5 - 1
Chrysene	-	290	0.32	0.12	0.38	0.18	1.1	1.8	1.4	0.77	0.22
Dibenz(a,h)anthracene	-	0.29	0.040 J	< 0.12	0.11 J	0.046 J	0.23	0.43	0.32	0.18	0.035 J
Dibenzofuran	-	1000	-	-	-	-	-	-	-	-	-
Diethyl phthalate	-	660000	-	-	-	-	-	-	-	-	-
Dimethyl phthalate	-	-	-	-	-	-	-	-	-	-	-
Di-n-butylphthalate	-	82000	-	-	-	-	-	-	-	-	-
Di-n-octyl phthalate	-	8200	-	-	-	-	-	-	-	-	-
Fluoranthene	-	30000	0.73	0.19	0.64	0.37	2.3	3.2	2.8	1.7	0.34
Fluorene	-	30000	< 0.18	< 0.20	< 0.36	< 0.19	0.23	< 0.18	0.2	0.13 J	< 0.18
Hexachlorobenzene	-	1.4	-	-	-	-	-	-	-	-	-
Hexachlorobutadiene	-	30	-	-	-	-	-	-	-	-	-
Hexachlorocyclopentadiene	-	4900	-	-	-	-	-	-	-	-	-
Hexachloroethane	-	58	-	-	-	-	-	-	-	-	-
Indeno(1,2,3-cd)pyrene	-	2.9	0.18	0.057 J	0.21 J	0.096 J	0.52	1	0.82	0.44	0.13 J
Isophorone	-	2400	-	-	-	-	-	-	-	-	-
Naphthalene	-	17	< 0.18	< 0.20	< 0.36	< 0.19	0.12 J	< 0.18	0.099 J	0.077 J	< 0.18
Nitrobenzene	-	22	-	-	-	-	-	-	-	-	-
N-Nitrosodimethylamine	-	0.045	-	-	-	-	-	-	-	-	-
N-Nitrosodi-n-propylamine	-	0.33	-	-	-	-	-	-	-	-	-
N-Nitrosodiphenylamine	-	470	-	-	-	-	-	-	-	-	-
Pentachlorophenol	-	4	-	-	-	-	-	-	-	-	-
Phenanthrene	-	-	0.52	0.15	0.3	0.28	2.1	1	2.2	1.3	0.16
Phenol	-	250000	-	-	-	-	-	-	-	-	-
Pyrene	-	23000	0.63	0.17	0.54	0.33	2	2.7	2.4	1.4	0.34
Total Petroleum Hydrocarbons (mg/kg)											
Gasoline Range Organics (C6-C10)	100	-	< 2.6	< 3.0	< 2.4	< 2.5	< 3.0	< 2.5	< 2.5	< 2.5	< 2.5
Total Petroleum Hydrocarbons (C10-C28) DRO	100	-	-	-	-	-	-	-	-	-	-
Total Petroleum Hydrocarbons (C9-C44) DRO	100	-	52.8	232	835	20.7 J	532	203	241	88.8	446
Total Petroleum Hydrocarbons (C28-C40)	-	-	-	-	-	-	-	-	-	-	-

NOTES

- Bold where detected; highlighted where exceeds
- Results reported in mg/kg
- mg/kg = milligrams per kilogram
- ft bgs = feet below ground surface
- = screening level not available/sample not analyzed
- < = not detected at the indicated reporting limit
- J = estimated value
- SVOCs = semi-volatile organic compounds
- TPH = total petroleum hydrocarbons
- 1. DC Tier 0 Standards from the Tier 0 Standard Final Rulemaking published at 40 DCR 7835, 7892 (November 12, 1993); as amended by Final Rulemaking published at 46 DCR 7699 (October 1, 1999)
- 2. United States Environmental Protection Agency (EPA) Regional Screening Level (RSL) Summary Table (January 2015)

TABLE 1
 SUMMARY OF SOIL SAMPLE ANALYTICAL RESULTS AND EXCEEDANCES - SVOCs AND TPH
 BUZZARD POINT DC UNITED SOCCER STADIUM DEVELOPMENT
 WASHINGTON, D.C.

Location	DC Tier 0 Soil Standards ¹	EPA Regional Screening Level for Industrial Soil ²	DP-150 07/24/2015 DP-150-SO-050-01 Primary 4.5 - 5	DP-150 07/24/2015 DP-150-SO-100-01 Primary 9.5 - 10	GSS-603-800-1 04/10/2015 GSS-603-800-1-1 Primary 3.5 - 5	GSS-603-800-1 04/10/2015 GSS-603-800-1-2 Primary 8.5 - 10	GSS-603-800-2 04/10/2015 GSS-603-800-2-1 Primary 3.5 - 5	GSS-603-800-2 04/10/2015 GSS-603-800-2-2 Primary 8.5 - 10	GSS-603-800-3 04/10/2015 GSS-603-800-3-1 Primary 3.5 - 5	GSS-603-800-3 04/10/2015 GSS-603-800-3-2 Primary 8.5 - 10	GTW-605-802-10 04/21/2015 GTW-605-802-10-1 Primary 1.5 - 5
Semi-Volatile Organic Compounds (mg/kg)											
1,2,4-Trichlorobenzene	-	110	-	-	-	-	-	-	-	-	-
1,2-Dichlorobenzene	-	9300	-	-	-	-	-	-	-	-	-
1,3-Dichlorobenzene	-	-	-	-	-	-	-	-	-	-	-
1,4-Dichlorobenzene	-	11	-	-	-	-	-	-	-	-	-
1-Methylnaphthalene	-	73	-	-	< 3.72	< 4.57	< 4.07	< 0.424	< 4.28	< 3.91	-
2,2'-oxybis(1-Chloropropane)	-	22	-	-	-	-	-	-	-	-	-
2,4,5-Trichlorophenol	-	82000	-	-	-	-	-	-	-	-	-
2,4,6-Trichlorophenol	-	210	-	-	-	-	-	-	-	-	-
2,4-Dichlorophenol	-	2500	-	-	-	-	-	-	-	-	-
2,4-Dimethylphenol	-	16000	-	-	-	-	-	-	-	-	-
2,4-Dinitrophenol	-	1600	-	-	-	-	-	-	-	-	-
2,4-Dinitrotoluene	-	7.4	-	-	-	-	-	-	-	-	-
2,6-Dinitrotoluene	-	1.5	-	-	-	-	-	-	-	-	-
2-Chloronaphthalene	-	93000	< 0.19	< 0.20	-	-	-	-	-	-	-
2-Chlorophenol	-	5800	-	-	-	-	-	-	-	-	-
2-Methylnaphthalene	-	3000	< 0.22	< 0.24	< 3.72	< 4.57	< 4.07	< 0.424	< 4.28	< 3.91	-
2-Methylphenol	-	41000	-	-	-	-	-	-	-	-	-
2-Nitroaniline	-	8000	-	-	-	-	-	-	-	-	-
2-Nitrophenol	-	-	-	-	-	-	-	-	-	-	-
3&4-Methylphenol	-	-	-	-	-	-	-	-	-	-	-
3,3'-Dichlorobenzidine	-	5.1	-	-	-	-	-	-	-	-	-
3-Nitroaniline	-	-	-	-	-	-	-	-	-	-	-
4,6-Dinitro-2-methylphenol	-	66	-	-	-	-	-	-	-	-	-
4-Bromophenyl phenyl ether	-	-	-	-	-	-	-	-	-	-	-
4-Chloro-3-methylphenol	-	82000	-	-	-	-	-	-	-	-	-
4-Chloroaniline	-	12	-	-	-	-	-	-	-	-	-
4-Chlorophenyl phenyl ether	-	-	-	-	-	-	-	-	-	-	-
4-Nitroaniline	-	120	-	-	-	-	-	-	-	-	-
4-Nitrophenol	-	-	-	-	-	-	-	-	-	-	-
Acenaphthene	-	45000	< 0.15	< 0.16	< 3.72	< 4.57	< 4.07	< 0.424	< 4.28	< 3.91	-
Acenaphthylene	-	-	< 0.15	< 0.16	< 3.72	< 4.57	< 4.07	< 0.424	< 4.28	< 3.91	-
Aniline	-	410	-	-	-	-	-	-	-	-	-
Anthracene	-	230000	0.035 J	< 0.12	< 3.72	< 4.57	< 4.07	< 0.424	< 4.28	< 3.91	-
Benzo(a)anthracene	-	2.9	0.14	< 0.12	< 3.72	< 4.57	< 4.07	< 0.424	< 4.28	< 3.91	-
Benzo(a)pyrene	-	0.29	0.14 J	< 0.16	< 3.72	< 4.57	< 4.07	< 0.424	< 4.28	< 3.91	-
Benzo(b)fluoranthene	-	2.9	0.18	< 0.12	< 3.72	< 4.57	< 4.07	< 0.424	< 4.28	< 3.91	-
Benzo(g,h,i)perylene	-	-	0.085 J	< 0.16	< 3.72	< 4.57	< 4.07	< 0.424	< 4.28	< 3.91	-
Benzo(k)fluoranthene	-	29	0.073 J	< 0.12	< 3.72	< 4.57	< 4.07	< 0.424	< 4.28	< 3.91	-
Benzoic acid	-	3.30E+06	-	-	-	-	-	-	-	-	-
Benzyl Alcohol	-	82000	-	-	-	-	-	-	-	-	-
bis(2-Chloroethoxy)methane	-	2500	-	-	-	-	-	-	-	-	-
bis(2-Chloroethyl)ether	-	1	-	-	-	-	-	-	-	-	-
bis(2-Ethylhexyl)phthalate	-	160	-	-	-	-	-	-	-	-	-
Butyl benzylphthalate	-	1200	-	-	-	-	-	-	-	-	-

TABLE 1
 SUMMARY OF SOIL SAMPLE ANALYTICAL RESULTS AND EXCEEDANCES - SVOCs AND TPH
 BUZZARD POINT DC UNITED SOCCER STADIUM DEVELOPMENT
 WASHINGTON, D.C.

Location Sample Date Sample Name Sample Type Sample Depth Interval (ft bgs)	DC Tier 0 Soil Standards ¹	EPA Regional Screening Level for Industrial Soil ²	DP-150 07/24/2015 DP-150-SO-050-01 Primary 4.5 - 5	DP-150 07/24/2015 DP-150-SO-100-01 Primary 9.5 - 10	GSS-603-800-1 04/10/2015 GSS-603-800-1-1 Primary 3.5 - 5	GSS-603-800-1 04/10/2015 GSS-603-800-1-2 Primary 8.5 - 10	GSS-603-800-2 04/10/2015 GSS-603-800-2-1 Primary 3.5 - 5	GSS-603-800-2 04/10/2015 GSS-603-800-2-2 Primary 8.5 - 10	GSS-603-800-3 04/10/2015 GSS-603-800-3-1 Primary 3.5 - 5	GSS-603-800-3 04/10/2015 GSS-603-800-3-2 Primary 8.5 - 10	GTW-605-802-10 04/21/2015 GTW-605-802-10-1 Primary 1.5 - 5
Chrysene	-	290	0.14	< 0.12	< 3.72	< 4.57	< 4.07	< 0.424	< 4.28	< 3.91	-
Dibenz(a,h)anthracene	-	0.29	< 0.11	< 0.12	< 3.72	< 4.57	< 4.07	< 0.424	< 4.28	< 3.91	-
Dibenzofuran	-	1000	-	-	-	-	-	-	-	-	-
Diethyl phthalate	-	660000	-	-	-	-	-	-	-	-	-
Dimethyl phthalate	-	-	-	-	-	-	-	-	-	-	-
Di-n-butylphthalate	-	82000	-	-	-	-	-	-	-	-	-
Di-n-octyl phthalate	-	8200	-	-	-	-	-	-	-	-	-
Fluoranthene	-	30000	0.27	0.039 J	< 3.72	< 4.57	< 4.07	< 0.424	< 4.28	< 3.91	-
Fluorene	-	30000	< 0.19	< 0.20	< 3.72	< 4.57	< 4.07	< 0.424	< 4.28	< 3.91	-
Hexachlorobenzene	-	1.4	-	-	-	-	-	-	-	-	-
Hexachlorobutadiene	-	30	-	-	-	-	-	-	-	-	-
Hexachlorocyclopentadiene	-	4900	-	-	-	-	-	-	-	-	-
Hexachloroethane	-	58	-	-	-	-	-	-	-	-	-
Indeno(1,2,3-cd)pyrene	-	2.9	0.092 J	< 0.16	< 3.72	< 4.57	< 4.07	< 0.424	< 4.28	< 3.91	-
Isophorone	-	2400	-	-	-	-	-	-	-	-	-
Naphthalene	-	17	< 0.19	< 0.20	< 3.72	< 4.57	< 4.07	< 0.424	< 4.28	< 3.91	-
Nitrobenzene	-	22	-	-	-	-	-	-	-	-	-
N-Nitrosodimethylamine	-	0.045	-	-	-	-	-	-	-	-	-
N-Nitrosodi-n-propylamine	-	0.33	-	-	-	-	-	-	-	-	-
N-Nitrosodiphenylamine	-	470	-	-	-	-	-	-	-	-	-
Pentachlorophenol	-	4	-	-	-	-	-	-	-	-	-
Phenanthrene	-	-	0.11	< 0.12	< 3.72	< 4.57	< 4.07	< 0.424	< 4.28	< 3.91	-
Phenol	-	250000	-	-	-	-	-	-	-	-	-
Pyrene	-	23000	0.25	< 0.12	< 3.72	< 4.57	< 4.07	< 0.424	< 4.28	< 3.91	-
Total Petroleum Hydrocarbons (mg/kg)											
Gasoline Range Organics (C6-C10)	100	-	< 2.4	< 2.7	< 9.9	< 15.3	< 18.3	< 10.1	< 17.7	< 8.5	< 7.6
Total Petroleum Hydrocarbons (C10-C28) DRO	100	-	-	-	49.9	74	67	28.8	27.1	85.2	782
Total Petroleum Hydrocarbons (C9-C44) DRO	100	-	67.5	130	-	-	-	-	-	-	-
Total Petroleum Hydrocarbons (C28-C40)	-	-	-	-	166	191	133	30.6	22.4	109	-

NOTES

- Bold where detected; highlighted where exceeds
- Results reported in mg/kg
- mg/kg = milligrams per kilogram
- ft bgs = feet below ground surface
- = screening level not available/sample not analyzed
- < = not detected at the indicated reporting limit
- J = estimated value
- SVOCs = semi-volatile organic compounds
- TPH = total petroleum hydrocarbons
- 1. DC Tier 0 Standards from the Tier 0 Standard Final Rulemaking published at 40 DCR 7835, 7892 (November 12, 1993); as amended by Final Rulemaking published at 46 DCR 7699 (October 1, 1999)
- 2. United States Environmental Protection Agency (EPA) Regional Screening Level (RSL) Summary Table (January 2015)

TABLE 1
 SUMMARY OF SOIL SAMPLE ANALYTICAL RESULTS AND EXCEEDANCES - SVOCs AND TPH
 BUZZARD POINT DC UNITED SOCCER STADIUM DEVELOPMENT
 WASHINGTON, D.C.

Location Sample Date Sample Name Sample Type Sample Depth Interval (ft bgs)	DC Tier 0 Soil Standards ¹	EPA Regional Screening Level for Industrial Soil ²	GTW-605-802-2 04/22/2015 GTW-605-802-2-1 Primary 5 - 10	GTW-605-802-6 04/09/2015 GTW-605-802-6-1 Primary 3 - 5	GTW-605-802-7 04/10/2015 GTW-605-802-7-1 Primary 5 - 8	GTW-605-802-9 04/09/2015 GTW-605-802-9-1 Primary 3 - 5	GTW-607-13-2 12/05/2013 GTW607-13-2-2 Primary 5 - 10	GSS-607-13-3 12/05/2013 GSS607-13-3-1 Primary 0 - 2	GTW-661-805-1 06/26/2014 GTW661-805-1-1 Primary 0 - 2
Semi-Volatile Organic Compounds (mg/kg)									
1,2,4-Trichlorobenzene	-	110	-	-	-	-	< 4.18	-	-
1,2-Dichlorobenzene	-	9300	-	-	-	-	< 4.18	-	-
1,3-Dichlorobenzene	-	-	-	-	-	-	< 4.18	-	-
1,4-Dichlorobenzene	-	11	-	-	-	-	< 4.18	-	-
1-Methylnaphthalene	-	73	-	< 20	< 6.37	< 19.1	< 4.18	-	-
2,2'-oxybis(1-Chloropropane)	-	22	-	-	-	-	< 4.18	-	-
2,4,5-Trichlorophenol	-	82000	-	-	-	-	< 4.18	-	-
2,4,6-Trichlorophenol	-	210	-	-	-	-	< 4.18	-	-
2,4-Dichlorophenol	-	2500	-	-	-	-	< 4.18	-	-
2,4-Dimethylphenol	-	16000	-	-	-	-	< 4.18	-	-
2,4-Dinitrophenol	-	1600	-	-	-	-	< 20.9	-	-
2,4-Dinitrotoluene	-	7.4	-	-	-	-	< 4.18	-	-
2,6-Dinitrotoluene	-	1.5	-	-	-	-	< 4.18	-	-
2-Chloronaphthalene	-	93000	-	-	-	-	< 4.18	-	-
2-Chlorophenol	-	5800	-	-	-	-	< 4.18	-	-
2-Methylnaphthalene	-	3000	-	< 20	< 6.37	< 19.1	< 4.18	-	-
2-Methylphenol	-	41000	-	-	-	-	< 4.18	-	-
2-Nitroaniline	-	8000	-	-	-	-	< 20.9	-	-
2-Nitrophenol	-	-	-	-	-	-	< 4.18	-	-
3&4-Methylphenol	-	-	-	-	-	-	< 4.18	-	-
3,3'-Dichlorobenzidine	-	5.1	-	-	-	-	< 20.9	-	-
3-Nitroaniline	-	-	-	-	-	-	< 20.9	-	-
4,6-Dinitro-2-methylphenol	-	66	-	-	-	-	< 8.35	-	-
4-Bromophenyl phenyl ether	-	-	-	-	-	-	< 4.18	-	-
4-Chloro-3-methylphenol	-	82000	-	-	-	-	< 8.35	-	-
4-Chloroaniline	-	12	-	-	-	-	< 20.9	-	-
4-Chlorophenyl phenyl ether	-	-	-	-	-	-	< 4.18	-	-
4-Nitroaniline	-	120	-	-	-	-	< 8.35	-	-
4-Nitrophenol	-	-	-	-	-	-	< 20.9	-	-
Acenaphthene	-	45000	-	< 20	< 6.37	< 19.1	< 4.18	-	-
Acenaphthylene	-	-	-	< 20	< 6.37	< 19.1	< 4.18	-	-
Aniline	-	410	-	-	-	-	< 4.18	-	-
Anthracene	-	230000	-	< 20	< 6.37	< 19.1	4.72	-	-
Benzo(a)anthracene	-	2.9	-	< 20	< 6.37	< 19.1	8.62	-	-
Benzo(a)pyrene	-	0.29	-	< 20	< 6.37	< 19.1	8.67	-	-
Benzo(b)fluoranthene	-	2.9	-	< 20	< 6.37	< 19.1	7.66	-	-
Benzo(g,h,i)perylene	-	-	-	< 20	< 6.37	< 19.1	5.03	-	-
Benzo(k)fluoranthene	-	29	-	< 20	< 6.37	< 19.1	6.21	-	-
Benzoic acid	-	3.30E+06	-	-	-	-	< 20.9	-	-
Benzyl Alcohol	-	82000	-	-	-	-	< 8.35	-	-
bis(2-Chloroethoxy)methane	-	2500	-	-	-	-	< 4.18	-	-
bis(2-Chloroethyl)ether	-	1	-	-	-	-	< 4.18	-	-
bis(2-Ethylhexyl)phthalate	-	160	-	-	-	-	< 4.18	-	-
Butyl benzylphthalate	-	1200	-	-	-	-	< 4.18	-	-

TABLE 1
 SUMMARY OF SOIL SAMPLE ANALYTICAL RESULTS AND EXCEEDANCES - SVOCs AND TPH
 BUZZARD POINT DC UNITED SOCCER STADIUM DEVELOPMENT
 WASHINGTON, D.C.

Location Sample Date Sample Name Sample Type Sample Depth Interval (ft bgs)	DC Tier 0 Soil Standards ¹	EPA Regional Screening Level for Industrial Soil ²	GTW-605-802-2 04/22/2015 GTW-605-802-2-1 Primary 5 - 10	GTW-605-802-6 04/09/2015 GTW-605-802-6-1 Primary 3 - 5	GTW-605-802-7 04/10/2015 GTW-605-802-7-1 Primary 5 - 8	GTW-605-802-9 04/09/2015 GTW-605-802-9-1 Primary 3 - 5	GTW-607-13-2 12/05/2013 GTW607-13-2-2 Primary 5 - 10	GSS-607-13-3 12/05/2013 GSS607-13-3-1 Primary 0 - 2	GTW-661-805-1 06/26/2014 GTW661-805-1-1 Primary 0 - 2
Chrysene	-	290	-	< 20	< 6.37	< 19.1	9.86	-	-
Dibenz(a,h)anthracene	-	0.29	-	< 20	< 6.37	< 19.1	< 4.18	-	-
Dibenzofuran	-	1000	-	-	-	-	< 4.18	-	-
Diethyl phthalate	-	660000	-	-	-	-	< 4.18	-	-
Dimethyl phthalate	-	-	-	-	-	-	< 4.18	-	-
Di-n-butylphthalate	-	82000	-	-	-	-	< 4.18	-	-
Di-n-octyl phthalate	-	8200	-	-	-	-	< 4.18	-	-
Fluoranthene	-	30000	-	< 20	< 6.37	< 19.1	21	-	-
Fluorene	-	30000	-	< 20	< 6.37	< 19.1	< 4.18	-	-
Hexachlorobenzene	-	1.4	-	-	-	-	< 4.18	-	-
Hexachlorobutadiene	-	30	-	-	-	-	< 4.18	-	-
Hexachlorocyclopentadiene	-	4900	-	-	-	-	< 4.18	-	-
Hexachloroethane	-	58	-	-	-	-	< 4.18	-	-
Indeno(1,2,3-cd)pyrene	-	2.9	-	< 20	< 6.37	< 19.1	4.61	-	-
Isophorone	-	2400	-	-	-	-	< 4.18	-	-
Naphthalene	-	17	-	< 20	< 6.37	< 19.1	< 4.18	-	-
Nitrobenzene	-	22	-	-	-	-	< 4.18	-	-
N-Nitrosodimethylamine	-	0.045	-	-	-	-	< 4.18	-	-
N-Nitrosodi-n-propylamine	-	0.33	-	-	-	-	< 4.18	-	-
N-Nitrosodiphenylamine	-	470	-	-	-	-	< 4.18	-	-
Pentachlorophenol	-	4	-	-	-	-	< 20.9	-	-
Phenanthrene	-	-	-	< 20	< 6.37	< 19.1	18.6	-	-
Phenol	-	250000	-	-	-	-	< 4.18	-	-
Pyrene	-	23000	-	< 20	< 6.37	< 19.1	17.6	-	-
Total Petroleum Hydrocarbons (mg/kg)									
Gasoline Range Organics (C6-C10)	100	-	< 8.0	< 7.3	10.7	< 6.9	< 7.7	< 4.7	-
Total Petroleum Hydrocarbons (C10-C28) DRO	100	-	135	124	299	3,260	119	184	< 5.9
Total Petroleum Hydrocarbons (C9-C44) DRO	100	-	-	-	-	-	-	-	-
Total Petroleum Hydrocarbons (C28-C40)	-	-	-	344	319	6,590	-	-	-

NOTES

- Bold where detected; highlighted where exceeds
- Results reported in mg/kg
- mg/kg = milligrams per kilogram
- ft bgs = feet below ground surface
- = screening level not available/sample not analyzed
- < = not detected at the indicated reporting limit
- J = estimated value
- SVOCs = semi-volatile organic compounds
- TPH = total petroleum hydrocarbons
- 1. DC Tier 0 Standards from the Tier 0 Standard Final Rulemaking published at 40 DCR 7835, 7892 (November 12, 1993); as amended by Final Rulemaking published at 46 DCR 7699 (October 1, 1999)
- 2. United States Environmental Protection Agency (EPA) Regional Screening Level (RSL) Summary Table (January 2015)

TABLE 2
 SUMMARY OF SOIL SAMPLE ANALYTICAL RESULTS AND EXCEEDANCES - METALS AND TPH
 BUZZARD POINT DC UNITED SOCCER STADIUM DEVELOPMENT
 WASHINGTON, D.C.

Location	DC Tier 0 Soil Standards ¹	EPA Regional Screening Level for Industrial Soil ²	DP-001 04/22/2015 DP-001-SO-100-01 Primary 0 - 10	DP-002 04/22/2015 DP-002-SO-100-01 Primary 0 - 10	DP-003 07/06/2015 DP-003-SO-010-01 Primary 0.5 - 1	DP-003 07/06/2015 DP-003-SO-050-01 Primary 4.5 - 5	DP-003 07/06/2015 DP-003-SO-100-01 Primary 9.5 - 10	DP-004 07/06/2015 DP-004-SO-010-01 Primary 0.5 - 1	DP-004 07/06/2015 DP-004-SO-050-01 Primary 4.5 - 5	DP-005 07/06/2015 DP-005-SO-010-01 Primary 0.5 - 1	DP-005 07/06/2015 DP-005-SO-100-01 Primary 9.5 - 10	DP-006 07/06/2015 DP-006-SO-010-01 Primary 0.5 - 1	DP-006 07/06/2015 DP-006-SO-050-01 Primary 4.5 - 5	DP-006 07/06/2015 DP-006-SO-100-01 Primary 9.5 - 10
Inorganic Compounds (mg/kg)	mg/kg	mg/kg												
Aluminum	-	1.10E+06	4,380	3,990	7,200	5,900	13,000	3,300	8,500	8,300	3,500	6,100	6,600	5,500
Antimony	-	470	7.8	14.1	3.3 J	7.8	< 5.0	< 4.3	1.6 J	1.1 J	25	7.1	9	2.5 J
Arsenic	-	3	6.5	7.5	2.3	3.3	1.2	1.1	2.5	3.6	1.7	7.2	19	2.4
Barium	-	220000	242	243	130	82	39	13	150	81	170	220	210	42
Beryllium	-	2300	0.22	0.23	0.22 J	0.15 J	0.35 J	< 0.43	0.25 J	0.25 J	0.31 J	0.42 J	0.5	0.15 J
Cadmium	-	980	0.69	0.23	2	0.30 J	< 1.0	< 0.86	< 0.95	0.15 J	< 1.0	< 0.90	< 0.96	< 0.88
Calcium	-	-	48,600	34,000	12,000	30,000	1,100	1,100	42,000	19,000	72,000	7,000	14,000	4,700
Chromium	-	-	33.9	29.9	34	15	23	9.7	17	17	14	16	21	11
Cobalt	-	350	7.7	7.2	7.7	7.2	5	1.1 J	5.4	6.3	29	6.3	6.2	6.6
Copper	-	47000	373	329	62	110	15	12	27	100	120	50	120	51
Iron	-	820000	27,300	26,500	22,000	47,000	31,000	11,000	17,000	18,000	43,000	15,000	20,000	13,000
Lead	-	800	1,450	1,690	320	360	13	38	280	160	150	480	860	50
Magnesium	-	-	2,300	1,740	4,800	3,000	1,500	340	2,000	3,300	3,500	1,200	1,500	3,000
Manganese	-	26000	323	320	350	350	130	34	180	220	310	380	240	130
Mercury	-	40	0.6	1.6	0.61	1.1	0.1	0.030 J	3.5	0.44	1.7	0.79	2.7	0.19
Nickel	-	22000	119	13	44	10	9.2	2.1 J	8.6	22	16	8.7	11	15
Potassium	-	-	525	535	540	1,100	820	740	690	1,200	670	720	2,400	
Selenium	-	5800	< 0.70	< 0.95	< 1.8	0.51 J	< 2.0	< 1.7	< 1.9	< 1.8	0.34 J	0.45 J	1.2 J	0.32 J
Silver	-	5800	0.45	0.44 J	0.23 J	0.38 J	< 1.0	< 0.86	0.30 J	< 0.90	< 1.0	0.50 J	1.7	< 0.88
Sodium	-	-	231 J	< 476	110 J	200	120 J	< 170	140 J	58 J	630	55 J	120 J	130 J
Thallium	-	12	< 0.70	< 0.95	< 1.8	< 2.0	< 2.0	< 1.7	< 1.9	< 1.8	< 2.0	< 1.8	< 1.9	< 1.8
Vanadium	-	5800	18.1	19	23	19	41	14	21	25	13	21	24	25
Zinc	-	350000	470	418	340	390	33	18	130	140	200	260	480	74
PCBs (mg/kg)														
Aroclor-1016 (PCB-1016)	-	30	-	-	< 0.0354	< 0.0428	-	< 0.037	< 0.0406	< 0.0374	< 0.0429	-	-	-
Aroclor-1221 (PCB-1221)	-	0.66	-	-	< 0.0354	< 0.0428	-	< 0.037	< 0.0406	< 0.0374	< 0.0429	-	-	-
Aroclor-1232 (PCB-1232)	-	0.66	-	-	< 0.0354	< 0.0428	-	< 0.037	< 0.0406	< 0.0374	< 0.0429	-	-	-
Aroclor-1242 (PCB-1242)	-	1	-	-	< 0.0354	< 0.0428	-	< 0.037	0.0323 J	< 0.0374	0.0657	-	-	-
Aroclor-1248 (PCB-1248)	-	1	-	-	< 0.0354	< 0.0428	-	< 0.037	< 0.0406	< 0.0374	< 0.0429	-	-	-
Aroclor-1254 (PCB-1254)	-	1	-	-	0.0371	< 0.0428	-	< 0.037	0.023 J	< 0.0374	0.048	-	-	-
Aroclor-1260 (PCB-1260)	-	1	-	-	0.141	< 0.0428	-	< 0.037	0.0132 J	0.00722 J	0.031 J	-	-	-
Aroclor-1262 (PCB-1262)	-	-	-	-	< 0.0354	< 0.0428	-	< 0.037	< 0.0406	< 0.0374	< 0.0429	-	-	-
Aroclor-1268 (PCB-1268)	-	-	-	-	< 0.0354	< 0.0428	-	< 0.037	< 0.0406	< 0.0374	< 0.0429	-	-	-
Polychlorinated biphenyls (PCBs)	-	1	-	-	0.178	< 0.0428	-	< 0.037	0.0685 J	0.00722 J	0.145 J	-	-	-

NOTES

- Bold where detected; highlighted where exceeds
- mg/kg = milligrams per kilogram
- ft bgs = feet below ground surface
- = screening level not available/sample not analyzed
- < = not detected at the indicated reporting limit
- J = estimated value
- P = relative percent difference between results for the two columns exceeds the method-specified criteria
- PCBs = polychlorinated biphenyls
- TPH = total petroleum hydrocarbons
- 1. DC Tier 0 Standards from the Tier 0 Standard Final Rulemaking published at 40 DCR 7835, 7892 (November 12, 1993); as amended by Final Rulemaking published at 46 DCR 7699 (October 1, 1999)
- 2. United States Environmental Protection Agency (EPA) Regional Screening Level (RSL) Summary Table (January 2015)

TABLE 2
 SUMMARY OF SOIL SAMPLE ANALYTICAL RESULTS AND EXCEEDANCES - METALS AND TPH
 BUZZARD POINT DC UNITED SOCCER STADIUM DEVELOPMENT
 WASHINGTON, D.C.

Location Sample Date Sample Name Sample Type Sample Depth Interval (ft bgs)	DC Tier 0 Soil Standards ¹	EPA Regional Screening Level for Industrial Soil ²	DP-007 07/06/2015 DP-007-SO-010-01 Primary 0.5 - 1	DP-007 07/06/2015 DP-007-SO-050-01 Primary 4.5 - 5	DP-007 07/06/2015 DP-007-SO-100-01 Primary 9.5 - 10	DP-008 07/06/2015 DP-008-SO-010-01 Primary 0.5 - 1	DP-008 07/06/2015 DP-008-SO-050-01 Primary 4.5 - 5	DP-008 07/06/2015 DP-008-SO-100-01 Primary 9.5 - 10	DP-009 07/06/2015 DP-009-SO-010-01 Primary 0.5 - 1	DP-009 07/06/2015 DP-009-SO-010-02 Duplicate 0.5 - 1	DP-009 07/06/2015 DP-009-SO-050-01 Primary 4.5 - 5	DP-009 07/06/2015 DP-009-SO-100-01 Primary 9.5 - 10	DP-010 07/06/2015 DP-010-SO-010-01 Primary 0.5 - 1	DP-010 07/06/2015 DP-010-SO-050-01 Primary 4.5 - 5
Inorganic Compounds (mg/kg)	mg/kg	mg/kg												
Aluminum	-	1.10E+06	2,300	7,600	6,900	5,500	5,000	9,200	6,000	10,000	4,800	8,600	6,600	6,200
Antimony	-	470	< 4.3	18	1.7 J	< 4.4	6.5	< 4.6	7.4	4.0 J	5.6	0.86 J	< 4.6	6
Arsenic	-	3	4.6	22	4.2	3.4	9.3	4.1	5.7	7.5	15	7.2	5.3	12
Barium	-	220000	25	790	60	34	250	78	66	100	330	73	87	180
Beryllium	-	2300	0.26 J	0.6	0.38 J	0.19 J	0.55	0.51	0.30 J	0.47	0.56	0.69	0.39 J	0.44 J
Cadmium	-	980	< 0.85	1.5	< 0.96	< 0.88	< 1.0	< 0.93	< 0.92	< 0.92	< 1.0	< 0.98	< 0.91	< 0.97
Calcium	-	-	1,000	8,400	3,900	1,300	6,800	6,700	6,600	5,200	5,400	3,700	20,000	12,000
Chromium	-	-	15	26	16	29	14	16	12	16	20	17	15	16
Cobalt	-	350	1.2 J	8	5.1	11	6.1	7.6	4.1	5.8	5.8	12	6.3	6.6
Copper	-	47000	4.3	160	33	17	100	16	22	30	160	27	24	220
Iron	-	820000	12,000	29,000	16,000	16,000	31,000	18,000	16,000	22,000	15,000	28,000	14,000	20,000
Lead	-	800	0.86 J	2,500	110	49	1,300	53	180	270	700	120	110	720
Magnesium	-	-	370	1,300	770	14,000	1,400	1,300	1,000	1,300	810	1,100	2,100	1,000
Manganese	-	26000	34	350	89	210	350	370	140	220	220	500	170	240
Mercury	-	40	0.020 J	4	0.8	0.068 J	2.5	0.56	0.32	0.65	2.5	0.79	0.29	2.1
Nickel	-	22000	1.5 J	16	8.3	140	15	10	6.2	12	13	10	14	13
Potassium	-	-	640	770	660	340	690	970	610	800	480	760	790	730
Selenium	-	5800	0.31 J	1.9 J	0.61 J	< 1.8	0.98 J	0.31 J	0.53 J	0.49 J	1.4 J	0.59 J	0.41 J	0.64 J
Silver	-	5800	< 0.85	1.8	< 0.96	< 0.88	3.2	< 0.93	< 0.92	< 0.92	2.7	< 0.98	< 0.91	3.5
Sodium	-	-	< 170	160 J	79 J	27 J	130 J	82 J	41 J	42 J	170 J	110 J	55 J	96 J
Thallium	-	12	< 1.7	< 2.3	< 1.9	< 1.8	< 2.1	< 1.8	< 1.8	< 1.8	< 2.0	< 2.0	< 1.8	< 1.9
Vanadium	-	5800	14	24	20	18	17	24	22	26	20	30	21	21
Zinc	-	350000	15	2,300	210	55	610	45	77	170	390	340	82	330
PCBs (mg/kg)														
Aroclor-1016 (PCB-1016)	-	30	-	-	-	-	-	-	< 0.0389	-	< 0.0432	-	-	-
Aroclor-1221 (PCB-1221)	-	0.66	-	-	-	-	-	-	< 0.0389	-	< 0.0432	-	-	-
Aroclor-1232 (PCB-1232)	-	0.66	-	-	-	-	-	-	< 0.0389	-	< 0.0432	-	-	-
Aroclor-1242 (PCB-1242)	-	1	-	-	-	-	-	-	< 0.0389	-	< 0.0432	-	-	-
Aroclor-1248 (PCB-1248)	-	1	-	-	-	-	-	-	< 0.0389	-	< 0.0432	-	-	-
Aroclor-1254 (PCB-1254)	-	1	-	-	-	-	-	-	< 0.0389	-	< 0.0432	-	-	-
Aroclor-1260 (PCB-1260)	-	1	-	-	-	-	-	-	< 0.0389	-	< 0.0432	-	-	-
Aroclor-1262 (PCB-1262)	-	-	-	-	-	-	-	-	< 0.0389	-	< 0.0432	-	-	-
Aroclor-1268 (PCB-1268)	-	-	-	-	-	-	-	-	< 0.0389	-	< 0.0432	-	-	-
Polychlorinated biphenyls (PCBs)	-	1	-	-	-	-	-	-	< 0.0389	-	< 0.0432	-	-	-

NOTES

- Bold where detected; highlighted where exceeds
- mg/kg = milligrams per kilogram
- ft bgs = feet below ground surface
- = screening level not available/sample not analyzed
- < = not detected at the indicated reporting limit
- J = estimated value
- P = relative percent difference between results for the two columns exceeds the method-specified criteria
- PCBs = polychlorinated biphenyls
- TPH = total petroleum hydrocarbons
- 1. DC Tier 0 Standards from the Tier 0 Standard Final Rulemaking published at 40 DCR 7835, 7892 (November 12, 1993); as amended by Final Rulemaking published at 46 DCR 7699 (October 1, 1999)
- 2. United States Environmental Protection Agency (EPA) Regional Screening Level (RSL) Summary Table (January 2015)

TABLE 2
 SUMMARY OF SOIL SAMPLE ANALYTICAL RESULTS AND EXCEEDANCES - METALS AND TPH
 BUZZARD POINT DC UNITED SOCCER STADIUM DEVELOPMENT
 WASHINGTON, D.C.

Location	DC Tier 0 Soil Standards ¹	EPA Regional Screening Level for Industrial Soil ²	DP-010 07/06/2015 DP-010-SO-050-02 Duplicate 4.5 - 5	DP-010 07/06/2015 DP-010-SO-100-01 Primary 9.5 - 10	DP-011 07/06/2015 DP-011-SO-010-01 Primary 0.5 - 1	DP-011 07/06/2015 DP-011-SO-050-01 Primary 4.5 - 5	DP-011 07/06/2015 DP-011-SO-100-01 Primary 9.5 - 10	DP-012 07/06/2015 DP-012-SO-010-01 Primary 0.5 - 1	DP-012 07/06/2015 DP-012-SO-100-01 Primary 9.5 - 10	DP-013 07/06/2015 DP-013-SO-010-01 Primary 0.5 - 1	DP-013 07/06/2015 DP-013-SO-100-01 Primary 9.5 - 10	DP-013 07/06/2015 DP-013-SO-100-02 Duplicate 9.5 - 10	DP-014 07/07/2015 DP-014-SO-010-01 Primary 0.5 - 1	DP-014 07/07/2015 DP-014-SO-100-01 Primary 9.5 - 10
Inorganic Compounds (mg/kg)	mg/kg	mg/kg												
Aluminum	-	1.10E+06	6,700	10,000	11,000	6,200	12,000	-	-	-	-	-	-	-
Antimony	-	470	2.6 J	< 5.0	< 4.3	3.9 J	< 4.9	-	-	-	-	-	-	-
Arsenic	-	3	12	6.7	2.7	12	4.7	-	-	-	-	-	-	-
Barium	-	220000	160	76	29	170	53	-	-	-	-	-	-	-
Beryllium	-	2300	0.47 J	0.7	0.23 J	0.48 J	0.51	-	-	-	-	-	-	-
Cadmium	-	980	< 0.96	< 1.0	< 0.87	< 1.0	< 0.98	-	-	-	-	-	-	-
Calcium	-	-	13,000	3,100	660	3,500	3,400	-	-	-	-	-	-	-
Chromium	-	-	14	17	13	15	16	-	-	-	-	-	-	-
Cobalt	-	350	5.8	10	1.8	6.7	9.8	-	-	-	-	-	-	-
Copper	-	47000	82	22	4.8	340	12	-	-	-	-	-	-	-
Iron	-	820000	18,000	25,000	14,000	20,000	23,000	-	-	-	-	-	-	-
Lead	-	800	440	140	1.8 J	660	21	-	-	-	-	-	-	-
Magnesium	-	-	1,100	880	480	1,000	1,400	-	-	-	-	-	-	-
Manganese	-	26000	200	190	38	250	360	-	-	-	-	-	-	-
Mercury	-	40	2.7	0.51	0.040 J	1.2	0.11	-	-	-	-	-	-	-
Nickel	-	22000	9.8	9	4.1	16	11	-	-	-	-	-	-	-
Potassium	-	-	670	860	650	730	870	-	-	-	-	-	-	-
Selenium	-	5800	0.72 J	0.64 J	< 1.7	0.64 J	0.37 J	-	-	-	-	-	-	-
Silver	-	5800	1.1	< 1.0	< 0.87	0.42 J	< 0.98	-	-	-	-	-	-	-
Sodium	-	-	100 J	96 J	29 J	130 J	120 J	-	-	-	-	-	-	-
Thallium	-	12	< 1.9	< 2.0	< 1.7	< 2.0	< 2.0	-	-	-	-	-	-	-
Vanadium	-	5800	20	34	20	20	25	-	-	-	-	-	-	-
Zinc	-	350000	260	140	11	620	54	-	-	-	-	-	-	-
PCBs (mg/kg)														
Aroclor-1016 (PCB-1016)	-	30	-	-	< 0.0368	< 0.0418	-	-	-	-	-	-	-	-
Aroclor-1221 (PCB-1221)	-	0.66	-	-	< 0.0368	< 0.0418	-	-	-	-	-	-	-	-
Aroclor-1232 (PCB-1232)	-	0.66	-	-	< 0.0368	< 0.0418	-	-	-	-	-	-	-	-
Aroclor-1242 (PCB-1242)	-	1	-	-	< 0.0368	< 0.0418	-	-	-	-	-	-	-	-
Aroclor-1248 (PCB-1248)	-	1	-	-	< 0.0368	< 0.0418	-	-	-	-	-	-	-	-
Aroclor-1254 (PCB-1254)	-	1	-	-	< 0.0368	< 0.0418	-	-	-	-	-	-	-	-
Aroclor-1260 (PCB-1260)	-	1	-	-	< 0.0368	< 0.0418	-	-	-	-	-	-	-	-
Aroclor-1262 (PCB-1262)	-	-	-	-	< 0.0368	< 0.0418	-	-	-	-	-	-	-	-
Aroclor-1268 (PCB-1268)	-	-	-	-	< 0.0368	< 0.0418	-	-	-	-	-	-	-	-
Polychlorinated biphenyls (PCBs)	-	1	-	-	< 0.0368	< 0.0418	-	-	-	-	-	-	-	-

NOTES

- Bold where detected; highlighted where exceeds
- mg/kg = milligrams per kilogram
- ft bgs = feet below ground surface
- = screening level not available/sample not analyzed
- < = not detected at the indicated reporting limit
- J = estimated value
- P = relative percent difference between results for the two columns exceeds the method-specified criteria
- PCBs = polychlorinated biphenyls
- TPH = total petroleum hydrocarbons
- 1. DC Tier 0 Standards from the Tier 0 Standard Final Rulemaking published at 40 DCR 7835, 7892 (November 12, 1993); as amended by Final Rulemaking published at 46 DCR 7699 (October 1, 1999)
- 2. United States Environmental Protection Agency (EPA) Regional Screening Level (RSL) Summary Table (January 2015)

TABLE 2
 SUMMARY OF SOIL SAMPLE ANALYTICAL RESULTS AND EXCEEDANCES - METALS AND TPH
 BUZZARD POINT DC UNITED SOCCER STADIUM DEVELOPMENT
 WASHINGTON, D.C.

Location Sample Date Sample Name Sample Type Sample Depth Interval (ft bgs)	DC Tier 0 Soil Standards ¹	EPA Regional Screening Level for Industrial Soil ²	DP-015 07/07/2015 DP-015-SO-010-01 Primary 0.5 - 1	DP-015 07/07/2015 DP-015-SO-100-01 Primary 9.5 - 10	DP-016 07/07/2015 DP-016-SO-010-01 Primary 0.5 - 1	DP-016 07/07/2015 DP-016-SO-050-01 Primary 4.5 - 5	DP-016 07/07/2015 DP-016-SO-100-01 Primary 9.5 - 10	DP-017 07/07/2015 DP-017-SO-010-01 Primary 0.5 - 1	DP-017 07/07/2015 DP-017-SO-050-01 Primary 4.5 - 5	DP-017 07/07/2015 DP-017-SO-100-01 Primary 9.5 - 10	DP-018 07/07/2015 DP-018-SO-010-01 Primary 0.5 - 1	DP-018 07/07/2015 DP-018-SO-050-01 Primary 4.5 - 5	DP-018 07/07/2015 DP-018-SO-100-01 Primary 9.5 - 10	DP-019 07/07/2015 DP-019-SO-010-01 Primary 0.5 - 1
Inorganic Compounds (mg/kg)	mg/kg	mg/kg												
Aluminum	-	1.10E+06	-	-	8,300	4,600	15,000	4,300	3,700	9,800	5,300	4,200	7,700	5,900
Antimony	-	470	-	-	< 4.4	13	< 4.9	0.94 J	2.2 J	< 5.1	16	< 4.4	< 4.9	4.8
Arsenic	-	3	-	-	4.2	37	1.6	5.2	7.1	1.4	1.5	7.8	3.1	10
Barium	-	220000	-	-	120	110	50	89	260	67	120	38	65	250
Beryllium	-	2300	-	-	0.23 J	0.36 J	0.52	0.27 J	0.42 J	0.65	0.36 J	0.20 J	0.23 J	0.47
Cadmium	-	980	-	-	0.24 J	1.2	< 0.98	0.25 J	3.3	< 1.0	0.31 J	< 0.89	< 0.98	0.32 J
Calcium	-	-	-	-	16,000	72,000	1,300	43,000	13,000	1,600	37,000	8,100	25,000	20,000
Chromium	-	-	-	-	22	35	26	18	18	18	25	11	15	17
Cobalt	-	350	-	-	5.3	5	5.9	6.3	4.3	15	7.9	2.9	4.9	7
Copper	-	47000	-	-	30	650	16	52	82	11	36	8.6	16	54
Iron	-	820000	-	-	24,000	44,000	36,000	16,000	15,000	22,000	33,000	8,500	19,000	25,000
Lead	-	800	-	-	260	1,800	13	420	450	35	200	18	93	3,200
Magnesium	-	-	-	-	1,800	1,100	1,600	2,000	620	1,000	3,100	1,000	1,200	2,000
Manganese	-	26000	-	-	160	380	210	300	190	400	360	57	280	530
Mercury	-	40	-	-	0.48	4.1	0.13	0.83	7.1	0.08	0.32	0.020 J	0.33	1
Nickel	-	22000	-	-	25	15	9.8	8.2	12	8.4	10	5.1	5.4	13
Potassium	-	-	-	-	590	660	800	760	740	820	940	760	580	670
Selenium	-	5800	-	-	0.62 J	2.6	0.46 J	0.52 J	0.57 J	0.46 J	< 1.8	< 1.8	0.50 J	0.73 J
Silver	-	5800	-	-	< 0.88	2.6	< 0.98	0.28 J	0.34 J	< 1.0	0.22 J	< 0.89	< 0.98	0.47 J
Sodium	-	-	-	-	980	480	210	250	400	110 J	230	39 J	91 J	140 J
Thallium	-	12	-	-	< 1.8	< 2.3	< 2.0	< 1.8	< 2.1	< 2.0	< 1.8	< 1.8	< 2.0	< 1.8
Vanadium	-	5800	-	-	31	16	47	20	18	32	30	18	28	23
Zinc	-	350000	-	-	170	910	35	200	720	31	180	40	36	430
PCBs (mg/kg)														
Aroclor-1016 (PCB-1016)	-	30	-	-	-	-	-	-	-	-	-	-	-	-
Aroclor-1221 (PCB-1221)	-	0.66	-	-	-	-	-	-	-	-	-	-	-	-
Aroclor-1232 (PCB-1232)	-	0.66	-	-	-	-	-	-	-	-	-	-	-	-
Aroclor-1242 (PCB-1242)	-	1	-	-	-	-	-	-	-	-	-	-	-	-
Aroclor-1248 (PCB-1248)	-	1	-	-	-	-	-	-	-	-	-	-	-	-
Aroclor-1254 (PCB-1254)	-	1	-	-	-	-	-	-	-	-	-	-	-	-
Aroclor-1260 (PCB-1260)	-	1	-	-	-	-	-	-	-	-	-	-	-	-
Aroclor-1262 (PCB-1262)	-	-	-	-	-	-	-	-	-	-	-	-	-	-
Aroclor-1268 (PCB-1268)	-	-	-	-	-	-	-	-	-	-	-	-	-	-
Polychlorinated biphenyls (PCBs)	-	1	-	-	-	-	-	-	-	-	-	-	-	-

NOTES

- Bold where detected; highlighted where exceeds
- mg/kg = milligrams per kilogram
- ft bgs = feet below ground surface
- = screening level not available/sample not analyzed
- < = not detected at the indicated reporting limit
- J = estimated value
- P = relative percent difference between results for the two columns exceeds the method-specified criteria
- PCBs = polychlorinated biphenyls
- TPH = total petroleum hydrocarbons
- 1. DC Tier 0 Standards from the Tier 0 Standard Final Rulemaking published at 40 DCR 7835, 7892 (November 12, 1993); as amended by Final Rulemaking published at 46 DCR 7699 (October 1, 1999)
- 2. United States Environmental Protection Agency (EPA) Regional Screening Level (RSL) Summary Table (January 2015)

TABLE 2
 SUMMARY OF SOIL SAMPLE ANALYTICAL RESULTS AND EXCEEDANCES - METALS AND TPH
 BUZZARD POINT DC UNITED SOCCER STADIUM DEVELOPMENT
 WASHINGTON, D.C.

Location	DC Tier 0 Soil Standards ¹	EPA Regional Screening Level for Industrial Soil ²	DP-019 07/07/2015 DP-019-SO-050-01 Primary 4.5 - 5	DP-019 07/07/2015 DP-019-SO-100-01 Primary 9.5 - 10	DP-020 07/07/2015 DP-020-SO-010-01 Primary 0.5 - 1	DP-020 07/07/2015 DP-020-SO-050-01 Primary 4.5 - 5	DP-021 07/07/2015 DP-021-SO-010-01 Primary 0.5 - 1	DP-021 07/07/2015 DP-021-SO-010-02 Duplicate 0.5 - 1	DP-021 07/07/2015 DP-021-SO-050-01 Primary 4.5 - 5	DP-021 07/07/2015 DP-021-SO-100-01 Primary 9.5 - 10	DP-022 07/07/2015 DP-022-SO-010-01 Primary 0.5 - 1	DP-022 07/07/2015 DP-022-SO-050-01 Primary 4.5 - 5	DP-022 07/07/2015 DP-022-SO-100-01 Primary 9.5 - 10	DP-023 07/08/2015 DP-023-SO-010-01 Primary 0.5 - 1
Inorganic Compounds (mg/kg)	mg/kg	mg/kg												
Aluminum	-	1.10E+06	3,700	13,000	4,300	4,800	6,900	9,800	9,700	10,000	6,000	4,600	12,000	5,200
Antimony	-	470	< 4.5	< 5.0	0.84 J	< 4.7	3.5 J	2.9 J	3.0 J	< 5.0	4.9	2.1 J	< 5.2	1.3 J
Arsenic	-	3	7.2	1.1	4.7	7	12	7.2	5.6	0.86 J	8.7	15	13	12
Barium	-	220000	33	43	110	48	330	350	140	54	370	370	40	90
Beryllium	-	2300	0.19 J	0.55	0.27 J	0.27 J	0.58	0.57	0.47	0.52	0.53	0.62	0.46 J	0.40 J
Cadmium	-	980	< 0.90	< 1.0	0.48 J	0.10 J	1.3	0.94 J	0.23 J	< 1.0	1.2	1.6	< 1.0	0.28 J
Calcium	-	-	7,900	1,000	9,900	29,000	11,000	14,000	5,700	1,500	18,000	13,000	1,600	7,200
Chromium	-	-	9.2	23	12	15	24	21	19	23	20	42	20	15
Cobalt	-	350	2.5	8.1	5.8	4.7	8	6.6	7.7	7	6.4	9.1	6.2	5.5
Copper	-	47000	9.1	15	82	14	94	100	94	11	88	360	14	36
Iron	-	820000	7,700	27,000	14,000	10,000	26,000	20,000	28,000	23,000	32,000	68,000	27,000	18,000
Lead	-	800	19	14	280	54	770	850	380	16	990	1,000	8.4	190
Magnesium	-	-	890	1,400	1,000	1,800	1,100	2,100	1,200	1,100	1,800	1,000	1,100	1,500
Manganese	-	26000	64	180	340	120	1,000	420	370	470	300	360	400	170
Mercury	-	40	0.067 J	0.11	0.65	0.58	2	1.1	1.1	0.17	0.98	2.2	0.040 J	0.83
Nickel	-	22000	3.9	9.8	9.4	7.9	17	12	12	8.5	20	22	9.1	12
Potassium	-	-	570	820	500	770	600	710	860	870	710	580	980	560
Selenium	-	5800	< 1.8	< 2.0	0.51 J	0.32 J	0.98 J	0.95 J	0.33 J	< 2.0	0.94 J	3.4	< 2.1	< 1.8
Silver	-	5800	< 0.90	< 1.0	0.34 J	< 0.94	0.61 J	0.76 J	0.42 J	< 1.0	0.56 J	0.54 J	< 1.0	< 0.88
Sodium	-	-	41 J	140 J	80 J	92 J	190	240	86 J	90 J	100 J	360	90 J	150 J
Thallium	-	12	0.37 J	< 2.0	< 1.7	< 1.9	< 1.9	< 1.9	< 1.9	< 2.0	< 1.8	< 2.0	< 2.1	< 1.8
Vanadium	-	5800	17	42	17	18	25	25	28	37	27	20	39	20
Zinc	-	350000	16	35	240	70	580	470	260	30	540	850	32	140
PCBs (mg/kg)														
Aroclor-1016 (PCB-1016)	-	30	-	-	-	-	-	-	-	-	-	-	-	-
Aroclor-1221 (PCB-1221)	-	0.66	-	-	-	-	-	-	-	-	-	-	-	-
Aroclor-1232 (PCB-1232)	-	0.66	-	-	-	-	-	-	-	-	-	-	-	-
Aroclor-1242 (PCB-1242)	-	1	-	-	-	-	-	-	-	-	-	-	-	-
Aroclor-1248 (PCB-1248)	-	1	-	-	-	-	-	-	-	-	-	-	-	-
Aroclor-1254 (PCB-1254)	-	1	-	-	-	-	-	-	-	-	-	-	-	-
Aroclor-1260 (PCB-1260)	-	1	-	-	-	-	-	-	-	-	-	-	-	-
Aroclor-1262 (PCB-1262)	-	-	-	-	-	-	-	-	-	-	-	-	-	-
Aroclor-1268 (PCB-1268)	-	-	-	-	-	-	-	-	-	-	-	-	-	-
Polychlorinated biphenyls (PCBs)	-	1	-	-	-	-	-	-	-	-	-	-	-	-

NOTES

- Bold where detected; highlighted where exceeds
- mg/kg = milligrams per kilogram
- ft bgs = feet below ground surface
- = screening level not available/sample not analyzed
- < = not detected at the indicated reporting limit
- J = estimated value
- P = relative percent difference between results for the two columns exceeds the method-specified criteria
- PCBs = polychlorinated biphenyls
- TPH = total petroleum hydrocarbons
- 1. DC Tier 0 Standards from the Tier 0 Standard Final Rulemaking published at 40 DCR 7835, 7892 (November 12, 1993); as amended by Final Rulemaking published at 46 DCR 7699 (October 1, 1999)
- 2. United States Environmental Protection Agency (EPA) Regional Screening Level (RSL) Summary Table (January 2015)

TABLE 2
 SUMMARY OF SOIL SAMPLE ANALYTICAL RESULTS AND EXCEEDANCES - METALS AND TPH
 BUZZARD POINT DC UNITED SOCCER STADIUM DEVELOPMENT
 WASHINGTON, D.C.

Location	DC Tier 0 Soil Standards ¹	EPA Regional Screening Level for Industrial Soil ²	DP-023 07/08/2015 DP-023-SO-050-01 Primary 4.5 - 5	DP-023 07/08/2015 DP-023-SO-100-01 Primary 9.5 - 10	DP-024 07/07/2015 DP-024-SO-010-01 Primary 0.5 - 1	DP-024 07/07/2015 DP-024-SO-050-01 Primary 4.5 - 5	DP-024 07/08/2015 DP-024-SO-100-01 Primary 9.5 - 10	DP-024 07/08/2015 DP-024-SO-100-02 Duplicate 9.5 - 10	DP-025 07/07/2015 DP-025-SO-010-01 Primary 0.5 - 1	DP-025 07/07/2015 DP-025-SO-050-01 Primary 4.5 - 5	DP-025 07/07/2015 DP-025-SO-100-01 Primary 9.5 - 10	DP-026 07/07/2015 DP-026-SO-010-01 Primary 0.5 - 1	DP-026 07/07/2015 DP-026-SO-050-01 Primary 4.5 - 5	DP-026 07/07/2015 DP-026-SO-100-01 Primary 9.5 - 10
Inorganic Compounds (mg/kg)	mg/kg	mg/kg												
Aluminum	-	1.10E+06	4,700	7,800	5,000	6,200	7,500	11,000	6,600	7,400	14,000	7,300	6,300	4,100
Antimony	-	470	< 4.6	< 5.0	4.0 J	6.1	< 4.8	< 4.9	0.73 J	22	< 4.8	2.4 J	20	3.3 J
Arsenic	-	3	6.6	2.3	25	31	11	11	10	32	14	12	40	9.7
Barium	-	220000	35	49	390	320	68	46	63	360	55	110	730	220
Beryllium	-	2300	0.22 J	0.56	0.45	0.49	0.6	0.57	0.28 J	0.68	0.68	0.48	0.69	0.37 J
Cadmium	-	980	0.13 J	< 1.0	0.94	0.52 J	< 0.96	< 0.99	< 0.89	1.3	< 0.96	0.060 J	0.40 J	< 1.2
Calcium	-	-	3,100	1,300	16,000	15,000	3,500	1,900	16,000	20,000	900	16,000	28,000	7,200
Chromium	-	-	9.8	19	18	21	16	20	21	23	19	16	37	13
Cobalt	-	350	2.5	9.3	7.2	10	13	8.4	6	9	14	6.8	14	5.4
Copper	-	47000	10	9.2	190	120	11	10	27	310	16	35	320	99
Iron	-	820000	10,000	18,000	31,000	42,000	18,000	20,000	15,000	40,000	26,000	18,000	52,000	44,000
Lead	-	800	38	23	1,300	860	42	16	120	1,500	17	270	7,900	460
Magnesium	-	-	790	840	2,000	1,300	810	1,100	5,700	1,400	2,000	2,000	1,800	630
Manganese	-	26000	66	260	290	380	200	310	170	380	170	200	570	270
Mercury	-	40	0.43	0.050 J	14	1.9	0.060 J	0.040 J	0.37	2.8	0.070 J	0.56	12	1
Nickel	-	22000	4.1	7.1	20	13	7.3	9.1	54	27	15	13	20	8.9
Potassium	-	-	490	660	630	620	590	820	700	700	740	680	780	470
Selenium	-	5800	< 1.8	0.32 J	< 1.8	< 1.8	< 1.9	< 2.0	< 1.8	1.3 J	< 1.9	< 1.7	< 2.0	5.2
Silver	-	5800	< 0.92	< 1.0	0.61 J	2.4	< 0.96	< 0.99	< 0.89	< 1.2	< 0.96	< 0.86	3.3	0.30 J
Sodium	-	-	30 J	87 J	220	270	78 J	100 J	49 J	300	110 J	140 J	560	140 J
Thallium	-	12	< 1.8	< 2.0	< 1.8	< 1.8	< 1.9	< 2.0	< 1.8	< 2.3	< 1.9	< 1.7	< 2.0	< 2.4
Vanadium	-	5800	17	30	21	24	26	34	22	31	36	25	29	18
Zinc	-	350000	79	26	780	810	37	37	120	890	45	160	1,100	670
PCBs (mg/kg)														
Aroclor-1016 (PCB-1016)	-	30	-	-	-	-	-	-	-	-	-	< 0.0367	< 0.0427	-
Aroclor-1221 (PCB-1221)	-	0.66	-	-	-	-	-	-	-	-	-	< 0.0367	< 0.0427	-
Aroclor-1232 (PCB-1232)	-	0.66	-	-	-	-	-	-	-	-	-	< 0.0367	< 0.0427	-
Aroclor-1242 (PCB-1242)	-	1	-	-	-	-	-	-	-	-	-	< 0.0367	< 0.0427	-
Aroclor-1248 (PCB-1248)	-	1	-	-	-	-	-	-	-	-	-	< 0.0367	< 0.0427	-
Aroclor-1254 (PCB-1254)	-	1	-	-	-	-	-	-	-	-	-	< 0.0367	< 0.0427	-
Aroclor-1260 (PCB-1260)	-	1	-	-	-	-	-	-	-	-	-	0.00581 J	< 0.0427	-
Aroclor-1262 (PCB-1262)	-	-	-	-	-	-	-	-	-	-	-	< 0.0367	< 0.0427	-
Aroclor-1268 (PCB-1268)	-	-	-	-	-	-	-	-	-	-	-	< 0.0367	< 0.0427	-
Polychlorinated biphenyls (PCBs)	-	1	-	-	-	-	-	-	-	-	-	0.00581 J	< 0.0427	-

NOTES

- Bold where detected; highlighted where exceeds
- mg/kg = milligrams per kilogram
- ft bgs = feet below ground surface
- = screening level not available/sample not analyzed
- < = not detected at the indicated reporting limit
- J = estimated value
- P = relative percent difference between results for the two columns exceeds the method-specified criteria
- PCBs = polychlorinated biphenyls
- TPH = total petroleum hydrocarbons
- 1. DC Tier 0 Standards from the Tier 0 Standard Final Rulemaking published at 40 DCR 7835, 7892 (November 12, 1993); as amended by Final Rulemaking published at 46 DCR 7699 (October 1, 1999)
- 2. United States Environmental Protection Agency (EPA) Regional Screening Level (RSL) Summary Table (January 2015)

TABLE 2
 SUMMARY OF SOIL SAMPLE ANALYTICAL RESULTS AND EXCEEDANCES - METALS AND TPH
 BUZZARD POINT DC UNITED SOCCER STADIUM DEVELOPMENT
 WASHINGTON, D.C.

Location	DC Tier 0 Soil Standards ¹	EPA Regional Screening Level for Industrial Soil ²	DP-027 07/08/2015 DP-027-SO-010-01 Primary 0.5 - 1	DP-027 07/08/2015 DP-027-SO-080-01 Primary 7.5 - 8	DP-028 07/08/2015 DP-028-SO-010-01 Primary 0.5 - 1	DP-028 07/08/2015 DP-028-SO-010-02 Duplicate 0.5 - 1	DP-028 07/08/2015 DP-028-SO-095-01 Primary 9 - 9.5	DP-028 07/08/2015 DP-028-SO-110-01 Primary 9.5 - 10	DP-029 07/08/2015 DP-029-SO-010-01 Primary 0.5 - 1	DP-029 07/08/2015 DP-029-SO-090-01 Primary 8.5 - 9	DP-030 07/08/2015 DP-030-SO-010-01 Primary 0.5 - 1	DP-030 07/08/2015 DP-030-SO-100-01 Primary 9.5 - 10	DP-031 07/08/2015 DP-031-SO-010-01 Primary 0.5 - 1	DP-031 07/08/2015 DP-031-SO-100-01 Primary 9.5 - 10
Inorganic Compounds (mg/kg)	mg/kg	mg/kg												
Aluminum	-	1.10E+06	1,800	3,600	5,400	6,300	3,900	14,000	7,000	5,600	12,000	9,000	7,500	12,000
Antimony	-	470	< 4.3	< 5.8	2.4 J	1.1 J	4.5 J	< 5.1	3.1 J	< 4.9	< 4.5	< 5.1	1.4 J	2.0 J
Arsenic	-	3	0.93	2.9	14	5.4	7.1	2.4	8.2	3	2.7	1.8	3.8	5.4
Barium	-	220000	16	86	120	90	420	48	140	110	68	70	84	56
Beryllium	-	2300	0.090 J	0.26 J	0.41 J	0.38 J	0.46 J	0.55	0.40 J	0.32 J	0.44 J	0.79	0.44 J	0.62
Cadmium	-	980	< 0.86	0.31 J	0.78 J	0.30 J	0.27 J	< 1.0	2.2	0.28 J	< 0.91	< 1.0	0.98	< 1.2
Calcium	-	-	2,400	62,000	5,800	5,000	7,400	990	12,000	43,000	1,400	2,100	8,400	2,800
Chromium	-	-	6.2	10	13	16	14	26	38	15	18	20	23	22
Cobalt	-	350	1.1 J	3.7	5.1	3.3	4.1	14	7.4	6.7	7.8	13	4.6	12
Copper	-	47000	7.6	56	110	62	120	18	250	28	14	14	42	18
Iron	-	820000	5,900	20,000	21,000	22,000	19,000	29,000	26,000	15,000	23,000	23,000	27,000	29,000
Lead	-	800	27	56	360	170	320	19	570	150	34	55	220	36
Magnesium	-	-	240	1,400	960	690	1,100	1,500	3,000	1,400	1,300	960	2,500	1,800
Manganese	-	26000	39	370	170	130	120	210	240	420	280	1,100	150	170
Mercury	-	40	0.13	0.36	0.16	1.2	5.7	0.1	1.3	0.74	0.050 J	0.29	0.31	0.12
Nickel	-	22000	2.0 J	7.7	7.8	6.3	12	11	30	9.2	9.6	8.6	20	11
Potassium	-	-	190 J	470	620	590	430	770	540	670	960	630	390	680
Selenium	-	5800	< 1.7	1.6 J	0.42 J	< 1.7	0.87 J	< 2.0	< 1.8	0.40 J	< 1.8	0.34 J	< 1.8	< 2.5
Silver	-	5800	< 0.86	< 1.2	0.45 J	< 0.87	0.49 J	< 1.0	0.47 J	0.28 J	< 0.91	< 1.0	< 0.91	< 1.2
Sodium	-	-	< 170	210 J	64 J	47 J	150 J	130 J	71 J	240	80 J	99 J	36 J	110 J
Thallium	-	12	< 1.7	< 2.3	< 1.8	< 1.7	< 2.2	< 2.0	< 1.8	< 2.0	< 1.8	< 2.0	< 1.8	< 2.5
Vanadium	-	5800	8.8	15	19	25	18	45	28	18	30	31	29	34
Zinc	-	350000	18	270	320	190	250	42	400	170	54	40	220	56
PCBs (mg/kg)														
Aroclor-1016 (PCB-1016)	-	30	-	-	< 0.0377	-	< 0.0458	-	< 0.0381	< 0.0417	-	-	-	-
Aroclor-1221 (PCB-1221)	-	0.66	-	-	< 0.0377	-	< 0.0458	-	< 0.0381	< 0.0417	-	-	-	-
Aroclor-1232 (PCB-1232)	-	0.66	-	-	< 0.0377	-	< 0.0458	-	< 0.0381	< 0.0417	-	-	-	-
Aroclor-1242 (PCB-1242)	-	1	-	-	< 0.0377	-	0.132	-	< 0.0381	0.0647	-	-	-	-
Aroclor-1248 (PCB-1248)	-	1	-	-	< 0.0377	-	< 0.0458	-	< 0.0381	< 0.0417	-	-	-	-
Aroclor-1254 (PCB-1254)	-	1	-	-	< 0.0377	-	< 0.0377	-	< 0.0381	0.0959	-	-	-	-
Aroclor-1260 (PCB-1260)	-	1	-	-	< 0.0377	-	0.139	-	0.0182 J	0.113	-	-	-	-
Aroclor-1262 (PCB-1262)	-	-	-	-	< 0.0377	-	< 0.0458	-	< 0.0381	< 0.0417	-	-	-	-
Aroclor-1268 (PCB-1268)	-	-	-	-	< 0.0377	-	< 0.0458	-	< 0.0381	< 0.0417	-	-	-	-
Polychlorinated biphenyls (PCBs)	-	1	-	-	< 0.0377	-	0.429	-	0.0182 J	0.274	-	-	-	-

NOTES

- Bold where detected; highlighted where exceeds
- mg/kg = milligrams per kilogram
- ft bgs = feet below ground surface
- = screening level not available/sample not analyzed
- < = not detected at the indicated reporting limit
- J = estimated value
- P = relative percent difference between results for the two columns exceeds the method-specified criteria
- PCBs = polychlorinated biphenyls
- TPH = total petroleum hydrocarbons
- 1. DC Tier 0 Standards from the Tier 0 Standard Final Rulemaking published at 40 DCR 7835, 7892 (November 12, 1993); as amended by Final Rulemaking published at 46 DCR 7699 (October 1, 1999)
- 2. United States Environmental Protection Agency (EPA) Regional Screening Level (RSL) Summary Table (January 2015)

TABLE 2
 SUMMARY OF SOIL SAMPLE ANALYTICAL RESULTS AND EXCEEDANCES - METALS AND TPH
 BUZZARD POINT DC UNITED SOCCER STADIUM DEVELOPMENT
 WASHINGTON, D.C.

Location	DC Tier 0 Soil Standards ¹	EPA Regional Screening Level for Industrial Soil ²	DP-031 07/08/2015 DP-031-SO-110-01 Primary 9.5 - 10	DP-031 07/08/2015 DP-031-SO-110-02 Duplicate 9.5 - 10	DP-032 07/08/2015 DP-032-SO-010-01 Primary 0.5 - 1	DP-032 07/08/2015 DP-032-SO-110-01 Primary 9.5 - 10	DP-033 07/09/2015 DP-033-SO-010-01 Primary 0.5 - 1	DP-033 07/09/2015 DP-033-SO-010-02 Duplicate 0.5 - 1	DP-033 07/09/2015 DP-033-SO-050-01 Primary 4.5 - 5	DP-033 07/09/2015 DP-033-SO-100-01 Primary 9.5 - 10	DP-034 07/09/2015 DP-034-SO-010-01 Primary 0.5 - 1	DP-034 07/09/2015 DP-034-SO-050-01 Primary 4.5 - 5	DP-034 07/09/2015 DP-034-SO-100-01 Primary 9.5 - 10	DP-035 07/09/2015 DP-035-SO-010-01 Primary 0.5 - 1
Inorganic Compounds (mg/kg)	mg/kg	mg/kg												
Aluminum	-	1.10E+06	9,300	10,000	5,600	12,000	3,300	5,800	15,000	9,500	6,400	8,000	9,100	10,000
Antimony	-	470	< 4.8	< 4.7	2.0 J	< 4.9	< 4.6	< 4.2	< 4.7	< 4.5	< 4.4	< 4.6	< 4.7	< 4.6
Arsenic	-	3	2.6	2.4	3.6	5.9	5.6	6.6	14	7.7	8.2	11	6	11
Barium	-	220000	40	60	87	66	21	39	50	50	22	29	34	28
Beryllium	-	2300	0.63	0.58	0.29 J	0.74	0.19 J	0.51	0.44 J	0.36 J	0.25 J	0.43 J	0.42 J	0.33 J
Cadmium	-	980	< 0.96	< 0.94	1.2	< 0.98	< 0.91	0.090 J	< 0.93	< 0.91	< 0.89	< 0.91	< 0.94	< 0.92
Calcium	-	-	690	720	25,000	1,200	2,800	15,000	1,600	310	300	190	240	880
Chromium	-	-	14	17	21	23	16	14	19	13	12	9.8	15	14
Cobalt	-	350	14	11	5.6	9.7	3.3	4	12	4.1	3.9	7	4.3	5.9
Copper	-	47000	15	15	100	17	10	10	11	10	8.7	9.5	15	12
Iron	-	820000	24,000	24,000	21,000	30,000	10,000	11,000	26,000	16,000	15,000	19,000	13,000	21,000
Lead	-	800	17	15	230	19	20	25	7.6	3.0 J	4.8	3.8 J	9.2	5.4
Magnesium	-	-	1,600	1,700	2,800	1,600	3,600	6,100	1,000	1,000	810	850	1,500	1,000
Manganese	-	26000	460	370	190	190	100	400	580	86	98	280	53	170
Mercury	-	40	< 0.080	< 0.080	0.11	0.070 J	0.020 J	0.050 J	0.060 J	< 0.070	0.020 J	< 0.080	< 0.080	< 0.080
Nickel	-	22000	10	11	24	12	34	35	9.1	8.8	7.4	7.1	9.7	8.7
Potassium	-	-	430	460	630	780	190 J	390	610	360	280	270	390	340
Selenium	-	5800	< 1.9	< 1.9	< 1.7	< 2.0	< 1.8	< 1.7	< 1.9	< 1.8	< 1.8	< 1.8	< 1.9	< 1.8
Silver	-	5800	< 0.96	< 0.94	0.26 J	< 0.98	< 0.91	< 0.84	< 0.93	< 0.91	< 0.89	< 0.91	< 0.94	< 0.92
Sodium	-	-	71 J	78 J	53 J	83 J	3,800	3,700	17,000	17,000	820	1,600	3,700	630
Thallium	-	12	< 1.9	< 1.9	< 1.7	< 2.0	< 1.8	< 1.7	< 1.9	< 1.8	< 1.8	< 1.8	< 1.9	< 1.8
Vanadium	-	5800	26	27	24	34	21	21	31	21	17	19	28	23
Zinc	-	350000	34	35	230	40	47	68	35	32	21	27	32	30
PCBs (mg/kg)														
Aroclor-1016 (PCB-1016)	-	30	-	-	< 0.0371	-	-	-	-	-	< 0.0363	< 0.0368	< 0.0402	< 0.037
Aroclor-1221 (PCB-1221)	-	0.66	-	-	< 0.0371	-	-	-	-	-	< 0.0363	< 0.0368	< 0.0402	< 0.037
Aroclor-1232 (PCB-1232)	-	0.66	-	-	< 0.0371	-	-	-	-	-	< 0.0363	< 0.0368	< 0.0402	< 0.037
Aroclor-1242 (PCB-1242)	-	1	-	-	< 0.0371	-	-	-	-	-	< 0.0363	< 0.0368	< 0.0402	< 0.037
Aroclor-1248 (PCB-1248)	-	1	-	-	< 0.0371	-	-	-	-	-	< 0.0363	< 0.0368	< 0.0402	< 0.037
Aroclor-1254 (PCB-1254)	-	1	-	-	0.0157 J	-	-	-	-	-	< 0.0363	< 0.0368	< 0.0402	< 0.037
Aroclor-1260 (PCB-1260)	-	1	-	-	0.0232 J	-	-	-	-	-	< 0.0363	< 0.0368	< 0.0402	< 0.037
Aroclor-1262 (PCB-1262)	-	-	-	-	< 0.0371	-	-	-	-	-	< 0.0363	< 0.0368	< 0.0402	< 0.037
Aroclor-1268 (PCB-1268)	-	-	-	-	< 0.0371	-	-	-	-	-	< 0.0363	< 0.0368	< 0.0402	< 0.037
Polychlorinated biphenyls (PCBs)	-	1	-	-	0.0389 J	-	-	-	-	-	< 0.0363	< 0.0368	< 0.0402	< 0.037

NOTES

- Bold where detected; highlighted where exceeds
- mg/kg = milligrams per kilogram
- ft bgs = feet below ground surface
- = screening level not available/sample not analyzed
- < = not detected at the indicated reporting limit
- J = estimated value
- P = relative percent difference between results for the two columns exceeds the method-specified criteria
- PCBs = polychlorinated biphenyls
- TPH = total petroleum hydrocarbons
- 1. DC Tier 0 Standards from the Tier 0 Standard Final Rulemaking published at 40 DCR 7835, 7892 (November 12, 1993); as amended by Final Rulemaking published at 46 DCR 7699 (October 1, 1999)
- 2. United States Environmental Protection Agency (EPA) Regional Screening Level (RSL) Summary Table (January 2015)

TABLE 2
 SUMMARY OF SOIL SAMPLE ANALYTICAL RESULTS AND EXCEEDANCES - METALS AND TPH
 BUZZARD POINT DC UNITED SOCCER STADIUM DEVELOPMENT
 WASHINGTON, D.C.

Location	DC Tier 0 Soil Standards ¹	EPA Regional Screening Level for Industrial Soil ²	DP-035 07/09/2015 DP-035-SO-050-01 Primary 4.5 - 5	DP-035 07/09/2015 DP-035-SO-100-01 Primary 9.5 - 10	DP-035 07/09/2015 DP-035-SO-100-02 Duplicate 9.5 - 10	DP-036 07/09/2015 DP-036-SO-010-01 Primary 0.5 - 1	DP-036 07/09/2015 DP-036-SO-050-01 Primary 4.5 - 5	DP-036 07/09/2015 DP-036-SO-100-01 Primary 9.5 - 10	DP-037 07/09/2015 DP-037-SO-010-01 Primary 0.5 - 1	DP-037 07/09/2015 DP-037-SO-050-01 Primary 4.5 - 5	DP-037 07/09/2015 DP-037-SO-100-01 Primary 9.5 - 10	DP-038 07/09/2015 DP-038-SO-010-01 Primary 0.5 - 1	DP-038 07/09/2015 DP-038-SO-050-01 Primary 4.5 - 5	DP-038 07/09/2015 DP-038-SO-100-01 Primary 9.5 - 10
Inorganic Compounds (mg/kg)	mg/kg	mg/kg												
Aluminum	-	1.10E+06	9,400	10,000	9,800	5,800	9,100	10,000	9,100	9,900	9,200	7,400	9,900	8,900
Antimony	-	470	< 4.7	< 4.7	< 4.5	< 4.5	< 4.6	< 4.7	< 4.4	< 4.5	< 4.5	< 4.5	< 4.5	< 4.6
Arsenic	-	3	13	4.2	44	7.5	2.9	2	4.3	6.8	2.7	3	3.3	5.8
Barium	-	220000	50	26	31	19	53	47	35	26	200	45	29	20
Beryllium	-	2300	0.66	0.38 J	2.9	0.22 J	0.56	0.49	0.49	0.55	0.37 J	0.38 J	0.35 J	0.38 J
Cadmium	-	980	< 0.94	< 0.93	0.14 J	0.40 J	< 0.93	< 0.94	< 0.87	< 0.89	< 0.91	< 0.90	< 0.90	< 0.91
Calcium	-	-	110	120	150	450	270	260	6,700	190	310	14,000	160	240
Chromium	-	-	17	15	33	9.7	16	20	21	18	14	14	18	13
Cobalt	-	350	4.6	6.5	6.8	4.9	5.2	4.2	7.1	8.6	2.9	5.4	3.6	3.3
Copper	-	47000	12	12	25	7.4	11	17	10	13	12	12	10	14
Iron	-	820000	24,000	12,000	61,000	13,000	20,000	17,000	20,000	27,000	7,400	16,000	19,000	19,000
Lead	-	800	6.8	7.7	8.7	5.7	9.1	11	13	10	10	21	5.5	9.4
Magnesium	-	-	1,100	2,200	1,400	670	1,000	1,400	1,000	870	1,000	1,500	1,100	1,100
Manganese	-	26000	98	78	64	140	140	45	120	410	28	150	69	56
Mercury	-	40	< 0.080	< 0.080	< 0.080	< 0.080	< 0.080	0.020 J	0.050 J	< 0.070	0.040 J	0.040 J	< 0.080	< 0.080
Nickel	-	22000	9	15	12	6.4	9	9.1	10	8.4	7.5	11	8.6	6.3
Potassium	-	-	320	480	420	240	380	450	360	300	390	830	640	470
Selenium	-	5800	< 1.9	< 1.9	< 1.8	< 1.8	< 1.8	< 1.9	< 1.7	< 1.8	< 1.8	< 1.8	< 1.8	< 1.8
Silver	-	5800	< 0.94	< 0.93	< 0.91	< 0.90	< 0.93	< 0.94	< 0.87	< 0.89	< 0.91	< 0.90	< 0.90	< 0.91
Sodium	-	-	560	11,000	15,000	320	280	420	2,600	1,900	550	7,800	12,000	14,000
Thallium	-	12	< 1.9	< 1.9	0.36 J	< 1.8	< 1.8	< 1.9	< 1.7	< 1.8	< 1.8	< 1.8	< 1.8	< 1.8
Vanadium	-	5800	26	18	24	14	22	29	24	24	23	24	21	36
Zinc	-	350000	35	50	50	19	34	29	29	28	27	37	29	24
PCBs (mg/kg)														
Aroclor-1016 (PCB-1016)	-	30	< 0.0392	< 0.0384	< 0.0375	< 0.0363	< 0.039	< 0.0385	< 0.0372	< 0.0369	< 0.0386	< 0.0369	< 0.0367	< 0.0386
Aroclor-1221 (PCB-1221)	-	0.66	< 0.0392	< 0.0384	< 0.0375	< 0.0363	< 0.039	< 0.0385	< 0.0372	< 0.0369	< 0.0386	< 0.0369	< 0.0367	< 0.0386
Aroclor-1232 (PCB-1232)	-	0.66	< 0.0392	< 0.0384	< 0.0375	< 0.0363	< 0.039	< 0.0385	< 0.0372	< 0.0369	< 0.0386	< 0.0369	< 0.0367	< 0.0386
Aroclor-1242 (PCB-1242)	-	1	< 0.0392	< 0.0384	< 0.0375	< 0.0363	< 0.039	< 0.0385	< 0.0372	< 0.0369	< 0.0386	< 0.0369	< 0.0367	< 0.0386
Aroclor-1248 (PCB-1248)	-	1	< 0.0392	< 0.0384	< 0.0375	< 0.0363	< 0.039	< 0.0385	< 0.0372	< 0.0369	< 0.0386	< 0.0369	< 0.0367	< 0.0386
Aroclor-1254 (PCB-1254)	-	1	< 0.0392	< 0.0384	< 0.0375	< 0.0363	< 0.039	< 0.0385	< 0.0372	< 0.0369	< 0.0386	< 0.0369	< 0.0367	< 0.0386
Aroclor-1260 (PCB-1260)	-	1	< 0.0392	< 0.0384	< 0.0375	< 0.0363	< 0.039	< 0.0385	0.0366 J	< 0.0369	< 0.0386	< 0.0369	< 0.0367	< 0.0386
Aroclor-1262 (PCB-1262)	-	-	< 0.0392	< 0.0384	< 0.0375	< 0.0363	< 0.039	< 0.0385	< 0.0372	< 0.0369	< 0.0386	< 0.0369	< 0.0367	< 0.0386
Aroclor-1268 (PCB-1268)	-	-	< 0.0392	< 0.0384	< 0.0375	< 0.0363	< 0.039	< 0.0385	< 0.0372	< 0.0369	< 0.0386	< 0.0369	< 0.0367	< 0.0386
Polychlorinated biphenyls (PCBs)	-	1	< 0.0392	< 0.0384	< 0.0375	< 0.0363	< 0.039	< 0.0385	0.0366 J	< 0.0369	< 0.0386	< 0.0369	< 0.0367	< 0.0386

NOTES

- Bold where detected; highlighted where exceeds
- mg/kg = milligrams per kilogram
- ft bgs = feet below ground surface
- = screening level not available/sample not analyzed
- < = not detected at the indicated reporting limit
- J = estimated value
- P = relative percent difference between results for the two columns exceeds the method-specified criteria
- PCBs = polychlorinated biphenyls
- TPH = total petroleum hydrocarbons
- 1. DC Tier 0 Standards from the Tier 0 Standard Final Rulemaking published at 40 DCR 7835, 7892 (November 12, 1993); as amended by Final Rulemaking published at 46 DCR 7699 (October 1, 1999)
- 2. United States Environmental Protection Agency (EPA) Regional Screening Level (RSL) Summary Table (January 2015)

TABLE 2
 SUMMARY OF SOIL SAMPLE ANALYTICAL RESULTS AND EXCEEDANCES - METALS AND TPH
 BUZZARD POINT DC UNITED SOCCER STADIUM DEVELOPMENT
 WASHINGTON, D.C.

Location	DC Tier 0 Soil Standards ¹	EPA Regional Screening Level for Industrial Soil ²	DP-039 07/09/2015 DP-039-SO-010-01 Primary 0.5 - 1	DP-039 07/09/2015 DP-039-SO-050-01 Primary 4.5 - 5	DP-039 07/09/2015 DP-039-SO-050-02 Duplicate 4.5 - 5	DP-039 07/09/2015 DP-039-SO-100-01 Primary 9.5 - 10	DP-040 07/09/2015 DP-040-SO-010-01 Primary 0.5 - 1	DP-040 07/09/2015 DP-040-SO-050-01 Primary 4.5 - 5	DP-040 07/09/2015 DP-040-SO-100-01 Primary 9.5 - 10	DP-040 07/09/2015 DP-040-SO-100-02 Duplicate 9.5 - 10	DP-041 07/09/2015 DP-041-SO-010-01 Primary 0.5 - 1	DP-041 07/09/2015 DP-041-SO-050-01 Primary 4.5 - 5	DP-041 07/09/2015 DP-041-SO-100-01 Primary 9.5 - 10	DP-042 07/09/2015 DP-042-SO-010-01 Primary 0.5 - 1
Inorganic Compounds (mg/kg)	mg/kg	mg/kg												
Aluminum	-	1.10E+06	6,300	6,600	6,600	8,300	7,500	5,200	6,100	7,100	7,600	8,600	9,600	7,000
Antimony	-	470	1.1 J	160	190	0.94 J	< 4.7	1.7 J	< 5.4	4.3 J	< 4.7	0.84 J	< 4.8	< 4.5
Arsenic	-	3	4.3	10	12	4.5	4.4	17	8.3	14	5.7	17	3.7	6.6
Barium	-	220000	84	230	200	77	82	360	220	520	110	200	69	120
Beryllium	-	2300	0.34 J	0.56	0.61	0.83	0.36 J	0.52	0.53 J	0.74	0.49	0.73	0.78	0.42 J
Cadmium	-	980	0.20 J	0.31 J	0.30 J	< 0.97	0.18 J	0.34 J	0.090 J	0.44 J	< 0.94	< 1.0	< 0.97	< 0.90
Calcium	-	-	26,000	7,300	7,800	1,600	37,000	9,700	7,200	12,000	10,000	7,300	1,300	19,000
Chromium	-	-	14	20	17	19	14	12	10	22	13	14	15	11
Cobalt	-	350	6	7.4	8.6	15	5.8	6.4	6.6	11	5.5	8.1	10	5.1
Copper	-	47000	29	140	220	19	26	160	31	240	33	43	11	30
Iron	-	820000	16,000	20,000	18,000	18,000	16,000	9,600	7,400	19,000	16,000	18,000	17,000	13,000
Lead	-	800	110	2,400	2,400	59	120	700	64	500	150	310	35	140
Magnesium	-	-	3,300	1,200	1,100	870	2,600	630	620	970	1,000	920	910	1,200
Manganese	-	26000	320	320	300	340	240	210	110	280	260	290	190	190
Mercury	-	40	0.25	2.9	1.2	0.32	0.28	0.91	0.13	3.3	0.26	1.2	0.18	0.57
Nickel	-	22000	7.7	12	14	8.6	8.1	18	14	20	8.8	12	7.3	8.9
Potassium	-	-	710	670	650	650	860	520	760	700	790	920	640	960
Selenium	-	5800	< 1.7	0.38 J	0.30 J	0.69 J	< 1.9	0.48 J	< 2.2	0.60 J	< 1.9	0.41 J	0.50 J	0.41 J
Silver	-	5800	< 0.86	0.62 J	0.44 J	< 0.97	< 0.93	0.46 J	< 1.1	0.48 J	< 0.94	0.25 J	< 0.97	< 0.90
Sodium	-	-	56 J	86 J	89 J	75 J	50 J	220	420	530	120 J	170 J	92 J	170 J
Thallium	-	12	< 1.7	< 1.8	< 1.9	< 1.9	< 1.9	< 2.1	< 2.2	< 2.2	< 1.9	< 2.0	< 1.9	< 1.8
Vanadium	-	5800	24	24	22	29	22	21	22	37	24	33	26	21
Zinc	-	350000	80	240	380	50	77	310	120	320	96	140	32	100
PCBs (mg/kg)														
Aroclor-1016 (PCB-1016)	-	30	< 0.037	< 0.0396	-	< 0.0399	-	-	-	-	-	-	-	-
Aroclor-1221 (PCB-1221)	-	0.66	< 0.037	< 0.0396	-	< 0.0399	-	-	-	-	-	-	-	-
Aroclor-1232 (PCB-1232)	-	0.66	< 0.037	< 0.0396	-	< 0.0399	-	-	-	-	-	-	-	-
Aroclor-1242 (PCB-1242)	-	1	< 0.037	< 0.0396	-	< 0.0399	-	-	-	-	-	-	-	-
Aroclor-1248 (PCB-1248)	-	1	< 0.037	< 0.0396	-	< 0.0399	-	-	-	-	-	-	-	-
Aroclor-1254 (PCB-1254)	-	1	< 0.037	< 0.0396	-	< 0.0399	-	-	-	-	-	-	-	-
Aroclor-1260 (PCB-1260)	-	1	< 0.037	< 0.0396	-	< 0.0399	-	-	-	-	-	-	-	-
Aroclor-1262 (PCB-1262)	-	-	< 0.037	< 0.0396	-	< 0.0399	-	-	-	-	-	-	-	-
Aroclor-1268 (PCB-1268)	-	-	< 0.037	< 0.0396	-	< 0.0399	-	-	-	-	-	-	-	-
Polychlorinated biphenyls (PCBs)	-	1	< 0.037	< 0.0396	-	< 0.0399	-	-	-	-	-	-	-	-

NOTES

- Bold where detected; highlighted where exceeds
- mg/kg = milligrams per kilogram
- ft bgs = feet below ground surface
- = screening level not available/sample not analyzed
- < = not detected at the indicated reporting limit
- J = estimated value
- P = relative percent difference between results for the two columns exceeds the method-specified criteria
- PCBs = polychlorinated biphenyls
- TPH = total petroleum hydrocarbons
- 1. DC Tier 0 Standards from the Tier 0 Standard Final Rulemaking published at 40 DCR 7835, 7892 (November 12, 1993); as amended by Final Rulemaking published at 46 DCR 7699 (October 1, 1999)
- 2. United States Environmental Protection Agency (EPA) Regional Screening Level (RSL) Summary Table (January 2015)

TABLE 2
 SUMMARY OF SOIL SAMPLE ANALYTICAL RESULTS AND EXCEEDANCES - METALS AND TPH
 BUZZARD POINT DC UNITED SOCCER STADIUM DEVELOPMENT
 WASHINGTON, D.C.

Location	DC Tier 0 Soil Standards ¹	EPA Regional Screening Level for Industrial Soil ²	DP-042 07/09/2015 DP-042-SO-050-01 Primary 4.5 - 5	DP-042 07/09/2015 DP-042-SO-100-01 Primary 9.5 - 10	DP-042 07/17/2015 DP-042-SO-010-02 Primary 0.5 - 1	DP-042 07/17/2015 DP-042-SO-050-02 Primary 4.5 - 5	DP-042 07/17/2015 DP-042-SO-100-02 Primary 9.5 - 10	DP-043 07/09/2015 DP-043-SO-010-01 Primary 0.5 - 1	DP-043 07/09/2015 DP-043-SO-050-01 Primary 4.5 - 5	DP-043 07/09/2015 DP-043-SO-100-01 Primary 9.5 - 10	DP-043 07/17/2015 DP-043-SO-010-02 Primary 0.5 - 1	DP-043 07/17/2015 DP-043-SO-050-02 Primary 4.5 - 5	DP-043 07/17/2015 DP-043-SO-100-02 Primary 9.5 - 10	DP-044 07/09/2015 DP-044-SO-010-01 Primary 0.5 - 1
Inorganic Compounds (mg/kg)	mg/kg	mg/kg												
Aluminum	-	1.10E+06	8,900	9,100	9,600	8,300	5,600	9,300	7,400	8,700	5,700	6,500	8,300	7,100
Antimony	-	470	< 5.5	< 5.0	< 4.6	< 5.2	< 4.8	< 4.6	< 4.7	< 4.8	< 4.2	< 4.5	< 5.1	< 4.4
Arsenic	-	3	11	5	2.5	11	2.2	10	6.4	3.9	< 4.2	3.9	< 1.0	4.8
Barium	-	220000	260	72	240	270	150	40	280	68	83	170	140	90
Beryllium	-	2300	0.75	0.67	0.77	0.73	0.62	0.40 J	0.46 J	0.78	0.36 J	0.56	0.57	0.49
Cadmium	-	980	< 1.1	< 1.0	< 0.91	0.13 J	< 0.97	< 0.92	< 0.94	< 0.96	< 0.85	0.090 J	0.070 J	0.13 J
Calcium	-	-	18,000	2,200	24,000	11,000	5,400	8,400	31,000	1,400	10,000	27,000	5,000	10,000
Chromium	-	-	12	15	24	16	9.8	26	12	16	14	14	18	16
Cobalt	-	350	8.5	7.4	8.4	8.5	5.5	1.8	5.6	15	4.9	6.2	7.2	13
Copper	-	47000	78	14	39	54	21	21	37	12	28	43	100	43
Iron	-	820000	10,000	20,000	23,000	16,000	9,400	48,000	14,000	17,000	26,000	13,000	20,000	20,000
Lead	-	800	380	35	140	400	230	23	300	48	120	260	320	150
Magnesium	-	-	720	920	1,600	810	700	650	1,400	910	950	2,400	1,100	1,000
Manganese	-	26000	180	250	310	240	150	67	220	890	210	180	690	340
Mercury	-	40	0.19	0.21	0.18	0.080 J	0.18	0.29	0.48	0.19	0.3	0.3	1.6	0.32
Nickel	-	22000	15	7.6	14	17	9.8	2.7	9.4	8.9	9	13	10	10
Potassium	-	-	1,600	730	840	850	480	760	710	580	610	800	640	470
Selenium	-	5800	0.50 J	1.2 J	< 1.8	< 2.1	< 1.9	0.78 J	0.48 J	0.31 J	< 1.7	< 1.8	< 2.0	< 1.8
Silver	-	5800	< 1.1	< 1.0	< 0.91	< 1.0	< 0.97	< 0.92	< 0.94	< 0.96	< 0.85	< 0.90	< 1.0	< 0.88
Sodium	-	-	870	110 J	290	920	310	28 J	190	78 J	61 J	160 J	190 J	54 J
Thallium	-	12	< 2.2	< 2.0	< 1.8	< 2.1	< 1.9	< 1.8	< 1.9	< 1.9	< 1.7	< 1.8	< 2.0	< 1.8
Vanadium	-	5800	31	27	37	33	17	53	23	25	34	26	27	28
Zinc	-	350000	200	43	100	310	85	37	130	42	91	110	170	85
PCBs (mg/kg)														
Aroclor-1016 (PCB-1016)	-	30	-	-	< 0.0375	< 0.0435	< 0.0427	-	-	-	-	-	-	-
Aroclor-1221 (PCB-1221)	-	0.66	-	-	< 0.0375	< 0.0435	< 0.0427	-	-	-	-	-	-	-
Aroclor-1232 (PCB-1232)	-	0.66	-	-	< 0.0375	< 0.0435	< 0.0427	-	-	-	-	-	-	-
Aroclor-1242 (PCB-1242)	-	1	-	-	< 0.0375	< 0.0435	< 0.0427	-	-	-	-	-	-	-
Aroclor-1248 (PCB-1248)	-	1	-	-	< 0.0375	< 0.0435	< 0.0427	-	-	-	-	-	-	-
Aroclor-1254 (PCB-1254)	-	1	-	-	< 0.0375	< 0.0435	< 0.0427	-	-	-	-	-	-	-
Aroclor-1260 (PCB-1260)	-	1	-	-	< 0.0375	< 0.0435	< 0.0427	-	-	-	-	-	-	-
Aroclor-1262 (PCB-1262)	-	-	-	-	< 0.0375	< 0.0435	< 0.0427	-	-	-	-	-	-	-
Aroclor-1268 (PCB-1268)	-	-	-	-	< 0.0375	< 0.0435	< 0.0427	-	-	-	-	-	-	-
Polychlorinated biphenyls (PCBs)	-	1	-	-	< 0.0375	< 0.0435	< 0.0427	-	-	-	-	-	-	-

NOTES

- Bold where detected; highlighted where exceeds
- mg/kg = milligrams per kilogram
- ft bgs = feet below ground surface
- = screening level not available/sample not analyzed
- < = not detected at the indicated reporting limit
- J = estimated value
- P = relative percent difference between results for the two columns exceeds the method-specified criteria
- PCBs = polychlorinated biphenyls
- TPH = total petroleum hydrocarbons
- 1. DC Tier 0 Standards from the Tier 0 Standard Final Rulemaking published at 40 DCR 7835, 7892 (November 12, 1993); as amended by Final Rulemaking published at 46 DCR 7699 (October 1, 1999)
- 2. United States Environmental Protection Agency (EPA) Regional Screening Level (RSL) Summary Table (January 2015)

TABLE 2
 SUMMARY OF SOIL SAMPLE ANALYTICAL RESULTS AND EXCEEDANCES - METALS AND TPH
 BUZZARD POINT DC UNITED SOCCER STADIUM DEVELOPMENT
 WASHINGTON, D.C.

Location	DC Tier 0 Soil Standards ¹	EPA Regional Screening Level for Industrial Soil ²	DP-044 07/09/2015 DP-044-SO-050-01 Primary 4.5 - 5	DP-044 07/09/2015 DP-044-SO-100-01 Primary 9.5 - 10	DP-044 07/17/2015 DP-044-SO-010-02 Primary 0.5 - 1	DP-044 07/17/2015 DP-044-SO-050-02 Primary 4.5 - 5	DP-044 07/17/2015 DP-044-SO-100-02 Primary 9.5 - 10	DP-045 07/09/2015 DP-045-SO-010-01 Primary 0.5 - 1	DP-045 07/09/2015 DP-045-SO-050-01 Primary 4.5 - 5	DP-045 07/09/2015 DP-045-SO-100-01 Primary 9.5 - 10	DP-045 07/17/2015 DP-045-SO-010-02 Primary 0.5 - 1	DP-045 07/17/2015 DP-045-SO-050-02 Primary 4.5 - 5	DP-045 07/17/2015 DP-045-SO-100-02 Primary 9.5 - 10	DP-046 07/09/2015 DP-046-SO-010-01 Primary 0.5 - 1
Inorganic Compounds (mg/kg)	mg/kg	mg/kg												
Aluminum	-	1.10E+06	6,800	7,900	7,300	7,700	7,100	8,100	6,200	8,300	7,800	7,900	8,900	7,600
Antimony	-	470	< 5.2	43	< 4.3	< 5.2	< 5.0	< 4.4	1.0 J	< 4.6	7.2	< 5.0	< 4.9	< 4.9
Arsenic	-	3	10	14	1.9	8.8	5	5.1	10	6.3	9.8	5.5	2.1	8.2
Barium	-	220000	280	250	120	320	200	66	380	100	110	210	97	290
Beryllium	-	2300	0.78	0.7	0.44	0.77	0.57	0.38 J	0.59	0.66	0.58	0.83	0.7	0.55
Cadmium	-	980	0.24 J	0.20 J	0.14 J	0.080 J	0.13 J	0.15 J	0.30 J	< 0.92	0.49 J	0.10 J	< 0.97	< 0.99
Calcium	-	-	6,500	6,300	18,000	8,900	35,000	13,000	9,500	2,200	17,000	5,600	1,700	52,000
Chromium	-	-	13	12	15	17	14	21	13	14	16	14	18	12
Cobalt	-	350	9.9	7.6	6.5	9	8	5.6	8.4	9.4	7.2	8	16	5.5
Copper	-	47000	48	260	120	77	47	24	41	28	33	56	28	33
Iron	-	820000	12,000	8,400	15,000	9,600	12,000	26,000	9,000	20,000	16,000	9,300	14,000	16,000
Lead	-	800	300	5,100	160	490	240	68	400	60	160	250	100	380
Magnesium	-	-	580	690	1,500	660	920	1,000	640	760	1,600	600	920	1,200
Manganese	-	26000	190	150	210	180	200	230	190	540	290	220	140	220
Mercury	-	40	0.17	0.080 J	0.09	0.19	0.16	0.22	0.38	0.31	0.21	0.050 J	0.2	0.2
Nickel	-	22000	17	15	11	18	13	7.9	17	7.4	15	17	10	9.6
Potassium	-	-	610	820	670	770	860	500	700	780	770	1,000	690	830
Selenium	-	5800	< 2.1	< 2.3	< 1.7	< 2.1	0.40 J	< 1.8	< 2.1	1.3 J	< 8.6	< 2.0	0.92 J	0.75 J
Silver	-	5800	< 1.0	1.3	< 0.86	< 1.0	< 1.0	< 0.88	< 1.0	< 0.92	< 0.86	< 0.99	< 0.97	< 0.99
Sodium	-	-	250	380	78 J	280	600	35 J	280	160 J	110 J	280	160 J	140 J
Thallium	-	12	< 2.1	< 2.3	< 1.7	< 2.1	< 2.0	< 1.8	< 2.1	< 1.8	< 1.7	< 2.0	< 1.9	< 2.0
Vanadium	-	5800	32	40	24	36	30	34	29	27	28	25	30	27
Zinc	-	350000	160	90	95	120	110	53	360	94	98	130	57	100
PCBs (mg/kg)														
Aroclor-1016 (PCB-1016)	-	30	-	-	-	-	-	-	-	-	< 0.0357	< 0.0429	< 0.0412	< 0.0394
Aroclor-1221 (PCB-1221)	-	0.66	-	-	-	-	-	-	-	-	< 0.0357	< 0.0429	< 0.0412	< 0.0394
Aroclor-1232 (PCB-1232)	-	0.66	-	-	-	-	-	-	-	-	< 0.0357	< 0.0429	< 0.0412	< 0.0394
Aroclor-1242 (PCB-1242)	-	1	-	-	-	-	-	-	-	-	< 0.0357	< 0.0429	< 0.0412	< 0.0394
Aroclor-1248 (PCB-1248)	-	1	-	-	-	-	-	-	-	-	< 0.0357	< 0.0429	< 0.0412	< 0.0394
Aroclor-1254 (PCB-1254)	-	1	-	-	-	-	-	-	-	-	< 0.0357	< 0.0429	< 0.0412	< 0.0394
Aroclor-1260 (PCB-1260)	-	1	-	-	-	-	-	-	-	-	< 0.0357	< 0.0429	< 0.0412	< 0.0394
Aroclor-1262 (PCB-1262)	-	-	-	-	-	-	-	-	-	-	< 0.0357	< 0.0429	< 0.0412	< 0.0394
Aroclor-1268 (PCB-1268)	-	-	-	-	-	-	-	-	-	-	< 0.0357	< 0.0429	< 0.0412	< 0.0394
Polychlorinated biphenyls (PCBs)	-	1	-	-	-	-	-	-	-	-	< 0.0357	< 0.0429	< 0.0412	< 0.0394

NOTES

- Bold where detected; highlighted where exceeds
- mg/kg = milligrams per kilogram
- ft bgs = feet below ground surface
- = screening level not available/sample not analyzed
- < = not detected at the indicated reporting limit
- J = estimated value
- P = relative percent difference between results for the two columns exceeds the method-specified criteria
- PCBs = polychlorinated biphenyls
- TPH = total petroleum hydrocarbons
- 1. DC Tier 0 Standards from the Tier 0 Standard Final Rulemaking published at 40 DCR 7835, 7892 (November 12, 1993); as amended by Final Rulemaking published at 46 DCR 7699 (October 1, 1999)
- 2. United States Environmental Protection Agency (EPA) Regional Screening Level (RSL) Summary Table (January 2015)

TABLE 2
 SUMMARY OF SOIL SAMPLE ANALYTICAL RESULTS AND EXCEEDANCES - METALS AND TPH
 BUZZARD POINT DC UNITED SOCCER STADIUM DEVELOPMENT
 WASHINGTON, D.C.

Location	DC Tier 0 Soil Standards ¹	EPA Regional Screening Level for Industrial Soil ²	DP-046 07/09/2015 DP-046-SO-100-01 Primary 9.5 - 10	DP-047 07/10/2015 DP-047-SO-010-01 Primary 0.5 - 1	DP-047 07/10/2015 DP-047-SO-010-02 Duplicate 0.5 - 1	DP-047 07/10/2015 DP-047-SO-050-01 Primary 4.5 - 5	DP-047 07/10/2015 DP-047-SO-100-01 Primary 9.5 - 10	DP-053 07/10/2015 DP-053-SO-010-01 Primary 0.5 - 1	DP-053 07/10/2015 DP-053-SO-050-01 Primary 4.5 - 5	DP-053 07/10/2015 DP-053-SO-100-01 Primary 9.5 - 10	DP-054 07/10/2015 DP-054-SO-010-01 Primary 0.5 - 1	DP-054 07/10/2015 DP-054-SO-050-01 Primary 4.5 - 5	DP-054 07/10/2015 DP-054-SO-100-01 Primary 9.5 - 10	DP-054 07/10/2015 DP-054-SO-100-02 Duplicate 9.5 - 10
Inorganic Compounds (mg/kg)	mg/kg	mg/kg												
Aluminum	-	1.10E+06	8,400	8,100	12,000	17,000	11,000	7,900	3,100	10,000	7,400	3,400	7,600	6,800
Antimony	-	470	< 5.0	< 4.3	< 4.7	< 4.6	< 4.4	< 4.2	< 4.1	< 4.3	< 4.4	< 4.3	< 4.6	< 4.5
Arsenic	-	3	5.6	10	10	14	13	22	7.4	8.7	7.4	3.7	9	9.8
Barium	-	220000	79	77	89	84	53	45	19	84	70	22	73	78
Beryllium	-	2300	0.84	0.41 J	0.48	0.57	0.64	0.21 J	0.27 J	0.68	0.33 J	0.17 J	0.54	0.55
Cadmium	-	980	< 0.99	< 0.86	< 0.93	< 0.92	< 0.88	0.090 J	< 0.81	< 0.86	0.070 J	0.090 J	0.18 J	0.23 J
Calcium	-	-	1,600	14,000	5,000	1,800	1,800	25,000	310	8,700	75,000	1,900	9,800	2,300
Chromium	-	-	15	13	18	19	18	21	7.5	24	26	12	13	15
Cobalt	-	350	13	5.2	5.5	11	7.4	8.4	2.5	10	5.8	4	7.2	8
Copper	-	47000	15	13	21	16	63	43	5	28	16	6.2	19	22
Iron	-	820000	18,000	13,000	16,000	27,000	24,000	20,000	16,000	21,000	12,000	6,100	13,000	14,000
Lead	-	800	55	59	77	2.4 J	64	6.6	< 4.1	< 4.3	14	10	140	110
Magnesium	-	-	800	900	1,000	2,000	720	8,900	590	6,900	8,900	1,100	980	920
Manganese	-	26000	340	240	240	520	390	290	100	310	320	92	210	210
Mercury	-	40	0.26	0.12	0.49	0.060 J	1.3	0.060 J	< 0.070	< 0.070	0.040 J	0.030 J	0.6	0.63
Nickel	-	22000	7.2	7	8.2	15	9.2	18	5	26	30	6.8	11	11
Potassium	-	-	600	570	700	860	560	1,200	220	5,100	920	560	660	660
Selenium	-	5800	0.73 J	< 1.7	< 1.9	< 1.8	< 1.8	< 1.7	< 1.6	< 1.7	< 1.8	< 1.7	< 1.8	< 1.8
Silver	-	5800	< 0.99	< 0.86	< 0.93	< 0.92	< 0.88	< 0.85	< 0.81	< 0.86	< 0.89	< 0.86	< 0.92	< 0.90
Sodium	-	-	81 J	37 J	36 J	30 J	100 J	370	29 J	180	500	77 J	130 J	69 J
Thallium	-	12	< 2.0	< 1.7	< 1.9	< 1.8	< 1.8	< 1.7	< 1.6	< 1.7	< 1.8	< 1.7	< 1.8	< 1.8
Vanadium	-	5800	29	23	29	33	31	66	11	28	34	11	20	21
Zinc	-	350000	52	66	84	60	86	69	15	61	44	26	120	140
PCBs (mg/kg)														
Aroclor-1016 (PCB-1016)	-	30	< 0.040	-	-	-	-	-	-	-	-	-	-	-
Aroclor-1221 (PCB-1221)	-	0.66	< 0.040	-	-	-	-	-	-	-	-	-	-	-
Aroclor-1232 (PCB-1232)	-	0.66	< 0.040	-	-	-	-	-	-	-	-	-	-	-
Aroclor-1242 (PCB-1242)	-	1	< 0.040	-	-	-	-	-	-	-	-	-	-	-
Aroclor-1248 (PCB-1248)	-	1	< 0.040	-	-	-	-	-	-	-	-	-	-	-
Aroclor-1254 (PCB-1254)	-	1	< 0.040	-	-	-	-	-	-	-	-	-	-	-
Aroclor-1260 (PCB-1260)	-	1	< 0.040	-	-	-	-	-	-	-	-	-	-	-
Aroclor-1262 (PCB-1262)	-	-	< 0.040	-	-	-	-	-	-	-	-	-	-	-
Aroclor-1268 (PCB-1268)	-	-	< 0.040	-	-	-	-	-	-	-	-	-	-	-
Polychlorinated biphenyls (PCBs)	-	1	< 0.040	-	-	-	-	-	-	-	-	-	-	-

NOTES

- Bold where detected; highlighted where exceeds
- mg/kg = milligrams per kilogram
- ft bgs = feet below ground surface
- = screening level not available/sample not analyzed
- < = not detected at the indicated reporting limit
- J = estimated value
- P = relative percent difference between results for the two columns exceeds the method-specified criteria
- PCBs = polychlorinated biphenyls
- TPH = total petroleum hydrocarbons
- 1. DC Tier 0 Standards from the Tier 0 Standard Final Rulemaking published at 40 DCR 7835, 7892 (November 12, 1993); as amended by Final Rulemaking published at 46 DCR 7699 (October 1, 1999)
- 2. United States Environmental Protection Agency (EPA) Regional Screening Level (RSL) Summary Table (January 2015)

TABLE 2
 SUMMARY OF SOIL SAMPLE ANALYTICAL RESULTS AND EXCEEDANCES - METALS AND TPH
 BUZZARD POINT DC UNITED SOCCER STADIUM DEVELOPMENT
 WASHINGTON, D.C.

Location			DP-055	DP-055	DP-055	DP-058	DP-058	DP-058	DP-059	DP-059	DP-059	DP-059	DP-061	DP-061
Sample Date			07/10/2015	07/10/2015	07/10/2015	07/10/2015	07/10/2015	07/10/2015	07/10/2015	07/10/2015	07/10/2015	07/10/2015	07/10/2015	07/10/2015
Sample Name			DP-055-SO-010-01	DP-055-SO-050-01	DP-055-SO-100-01	DP-058-SO-010-01	DP-058-SO-050-01	DP-058-SO-100-01	DP-059-SO-010-01	DP-059-SO-010-02	DP-059-SO-050-01	DP-059-SO-100-01	DP-061-SO-010-01	DP-061-SO-050-01
Sample Type			Primary	Primary	Primary	Primary	Primary	Primary	Primary	Duplicate	Primary	Primary	Primary	Primary
Sample Depth Interval (ft bgs)			0.5 - 1	4.5 - 5	9.5 - 10	0.5 - 1	4.5 - 5	9.5 - 10	0.5 - 1	0.5 - 1	4.5 - 5	9.5 - 10	0.5 - 1	4.5 - 5
Inorganic Compounds (mg/kg)	mg/kg	mg/kg												
Aluminum	-	1.10E+06	8,000	8,800	8,100	-	-	-	-	-	-	-	-	-
Antimony	-	470	< 4.5	< 4.3	< 4.6	-	-	-	-	-	-	-	-	-
Arsenic	-	3	11	9.8	9.1	-	-	-	-	-	-	-	-	-
Barium	-	220000	28	63	72	-	-	-	-	-	-	-	-	-
Beryllium	-	2300	0.51	0.5	0.6	-	-	-	-	-	-	-	-	-
Cadmium	-	980	< 0.91	< 0.87	< 0.93	-	-	-	-	-	-	-	-	-
Calcium	-	-	1,000	2,200	1,600	-	-	-	-	-	-	-	-	-
Chromium	-	-	15	23	15	-	-	-	-	-	-	-	-	-
Cobalt	-	350	2.5	5.4	15	-	-	-	-	-	-	-	-	-
Copper	-	47000	10	12	17	-	-	-	-	-	-	-	-	-
Iron	-	820000	24,000	19,000	13,000	-	-	-	-	-	-	-	-	-
Lead	-	800	< 4.5	82	53	-	-	-	-	-	-	-	-	-
Magnesium	-	-	610	850	1,000	-	-	-	-	-	-	-	-	-
Manganese	-	26000	80	130	310	-	-	-	-	-	-	-	-	-
Mercury	-	40	0.020 J	0.060 J	0.87	-	-	-	-	-	-	-	-	-
Nickel	-	22000	4.8	6.6	10	-	-	-	-	-	-	-	-	-
Potassium	-	-	380	660	660	-	-	-	-	-	-	-	-	-
Selenium	-	5800	< 1.8	< 1.7	< 1.9	-	-	-	-	-	-	-	-	-
Silver	-	5800	< 0.91	< 0.87	< 0.93	-	-	-	-	-	-	-	-	-
Sodium	-	-	74 J	120 J	110 J	-	-	-	-	-	-	-	-	-
Thallium	-	12	< 1.8	< 1.7	< 1.9	-	-	-	-	-	-	-	-	-
Vanadium	-	5800	29	32	21	-	-	-	-	-	-	-	-	-
Zinc	-	350000	22	44	61	-	-	-	-	-	-	-	-	-
PCBs (mg/kg)														
Aroclor-1016 (PCB-1016)	-	30	-	-	-	-	-	-	-	-	-	-	-	-
Aroclor-1221 (PCB-1221)	-	0.66	-	-	-	-	-	-	-	-	-	-	-	-
Aroclor-1232 (PCB-1232)	-	0.66	-	-	-	-	-	-	-	-	-	-	-	-
Aroclor-1242 (PCB-1242)	-	1	-	-	-	-	-	-	-	-	-	-	-	-
Aroclor-1248 (PCB-1248)	-	1	-	-	-	-	-	-	-	-	-	-	-	-
Aroclor-1254 (PCB-1254)	-	1	-	-	-	-	-	-	-	-	-	-	-	-
Aroclor-1260 (PCB-1260)	-	1	-	-	-	-	-	-	-	-	-	-	-	-
Aroclor-1262 (PCB-1262)	-	-	-	-	-	-	-	-	-	-	-	-	-	-
Aroclor-1268 (PCB-1268)	-	-	-	-	-	-	-	-	-	-	-	-	-	-
Polychlorinated biphenyls (PCBs)	-	1	-	-	-	-	-	-	-	-	-	-	-	-

NOTES

- Bold where detected; highlighted where exceeds
- mg/kg = milligrams per kilogram
- ft bgs = feet below ground surface
- = screening level not available/sample not analyzed
- < = not detected at the indicated reporting limit
- J = estimated value
- P = relative percent difference between results for the two columns exceeds the method-specified criteria
- PCBs = polychlorinated biphenyls
- TPH = total petroleum hydrocarbons
- 1. DC Tier 0 Standards from the Tier 0 Standard Final Rulemaking published at 40 DCR 7835, 7892 (November 12, 1993); as amended by Final Rulemaking published at 46 DCR 7699 (October 1, 1999)
- 2. United States Environmental Protection Agency (EPA) Regional Screening Level (RSL) Summary Table (January 2015)

TABLE 2
 SUMMARY OF SOIL SAMPLE ANALYTICAL RESULTS AND EXCEEDANCES - METALS AND TPH
 BUZZARD POINT DC UNITED SOCCER STADIUM DEVELOPMENT
 WASHINGTON, D.C.

Location	DC Tier 0 Soil Standards ¹	EPA Regional Screening Level for Industrial Soil ²	DP-061 07/10/2015 DP-061-SO-050-02 Duplicate 4.5 - 5	DP-061 07/10/2015 DP-061-SO-100-01 Primary 9.5 - 10	DP-063 07/10/2015 DP-063-SO-010-01 Primary 0.5 - 1	DP-063 07/10/2015 DP-063-SO-050-01 Primary 4.5 - 5	DP-063 07/10/2015 DP-063-SO-100-01 Primary 9.5 - 10	DP-064 07/10/2015 DP-064-SO-010-01 Primary 0.5 - 1	DP-064 07/10/2015 DP-064-SO-050-01 Primary 4.5 - 5	DP-064 07/10/2015 DP-064-SO-100-01 Primary 9.5 - 10	DP-064 07/10/2015 DP-064-SO-100-02 Duplicate 9.5 - 10	DP-065 07/13/2015 DP-065-SO-010-01 Primary 0.5 - 1	DP-065 07/13/2015 DP-065-SO-050-01 Primary 4.5 - 5	DP-065 07/13/2015 DP-065-SO-100-01 Primary 9.5 - 10
Inorganic Compounds (mg/kg)	mg/kg	mg/kg												
Aluminum	-	1.10E+06	-	-	-	-	-	-	-	-	-	9,800	5,300	9,800
Antimony	-	470	-	-	-	-	-	-	-	-	-	< 4.3	< 4.6	< 4.7
Arsenic	-	3	-	-	-	-	-	-	-	-	-	2.5	0.35 J	0.96
Barium	-	220000	-	-	-	-	-	-	-	-	-	71	87	88
Beryllium	-	2300	-	-	-	-	-	-	-	-	-	0.55	0.59	0.82
Cadmium	-	980	-	-	-	-	-	-	-	-	-	0.15 J	0.10 J	< 0.94
Calcium	-	-	-	-	-	-	-	-	-	-	-	2,000	300	1,400
Chromium	-	-	-	-	-	-	-	-	-	-	-	16	9.3	15
Cobalt	-	350	-	-	-	-	-	-	-	-	-	8.5	6.8	13
Copper	-	47000	-	-	-	-	-	-	-	-	-	14	8.1	7.4
Iron	-	820000	-	-	-	-	-	-	-	-	-	21,000	20,000	15,000
Lead	-	800	-	-	-	-	-	-	-	-	-	46	8.1	22
Magnesium	-	-	-	-	-	-	-	-	-	-	-	1,000	510	1,100
Manganese	-	26000	-	-	-	-	-	-	-	-	-	400	500	1,800
Mercury	-	40	-	-	-	-	-	-	-	-	-	0.19	< 0.080	0.82
Nickel	-	22000	-	-	-	-	-	-	-	-	-	11	10	9.8
Potassium	-	-	-	-	-	-	-	-	-	-	-	510	320	470
Selenium	-	5800	-	-	-	-	-	-	-	-	-	< 1.7	< 1.8	< 1.9
Silver	-	5800	-	-	-	-	-	-	-	-	-	< 0.86	< 0.93	0.33 J
Sodium	-	-	-	-	-	-	-	-	-	-	-	30 J	< 180	< 190
Thallium	-	12	-	-	-	-	-	-	-	-	-	< 1.7	< 1.8	< 1.9
Vanadium	-	5800	-	-	-	-	-	-	-	-	-	22	13	22
Zinc	-	350000	-	-	-	-	-	-	-	-	-	44	27	29
PCBs (mg/kg)														
Aroclor-1016 (PCB-1016)	-	30	-	-	-	-	-	-	-	-	-	-	-	-
Aroclor-1221 (PCB-1221)	-	0.66	-	-	-	-	-	-	-	-	-	-	-	-
Aroclor-1232 (PCB-1232)	-	0.66	-	-	-	-	-	-	-	-	-	-	-	-
Aroclor-1242 (PCB-1242)	-	1	-	-	-	-	-	-	-	-	-	-	-	-
Aroclor-1248 (PCB-1248)	-	1	-	-	-	-	-	-	-	-	-	-	-	-
Aroclor-1254 (PCB-1254)	-	1	-	-	-	-	-	-	-	-	-	-	-	-
Aroclor-1260 (PCB-1260)	-	1	-	-	-	-	-	-	-	-	-	-	-	-
Aroclor-1262 (PCB-1262)	-	-	-	-	-	-	-	-	-	-	-	-	-	-
Aroclor-1268 (PCB-1268)	-	-	-	-	-	-	-	-	-	-	-	-	-	-
Polychlorinated biphenyls (PCBs)	-	1	-	-	-	-	-	-	-	-	-	-	-	-

NOTES

- Bold where detected; highlighted where exceeds
- mg/kg = milligrams per kilogram
- ft bgs = feet below ground surface
- = screening level not available/sample not analyzed
- < = not detected at the indicated reporting limit
- J = estimated value
- P = relative percent difference between results for the two columns exceeds the method-specified criteria
- PCBs = polychlorinated biphenyls
- TPH = total petroleum hydrocarbons
- 1. DC Tier 0 Standards from the Tier 0 Standard Final Rulemaking published at 40 DCR 7835, 7892 (November 12, 1993); as amended by Final Rulemaking published at 46 DCR 7699 (October 1, 1999)
- 2. United States Environmental Protection Agency (EPA) Regional Screening Level (RSL) Summary Table (January 2015)

TABLE 2
 SUMMARY OF SOIL SAMPLE ANALYTICAL RESULTS AND EXCEEDANCES - METALS AND TPH
 BUZZARD POINT DC UNITED SOCCER STADIUM DEVELOPMENT
 WASHINGTON, D.C.

Location			DP-066	DP-066	DP-066	DP-067	DP-067	DP-067	DP-068	DP-068	DP-068	DP-078	DP-078	DP-079
Sample Date			07/13/2015	07/13/2015	07/13/2015	07/13/2015	07/13/2015	07/13/2015	07/13/2015	07/13/2015	07/13/2015	07/13/2015	07/13/2015	07/14/2015
Sample Name			DP-066-SO-010-01	DP-066-SO-050-01	DP-066-SO-100-01	DP-067-SO-010-01	DP-067-SO-050-01	DP-067-SO-100-01	DP-068-SO-010-01	DP-068-SO-050-01	DP-068-SO-100-01	DP-078-SO-050-01	DP-078-SO-100-01	DP-079-SO-010-01
Sample Type			Primary	Primary	Primary	Primary	Primary	Primary	Primary	Primary	Primary	Primary	Primary	Primary
Sample Depth Interval (ft bgs)			0.5 - 1	4.5 - 5	9.5 - 10	0.5 - 1	4.5 - 5	9.5 - 10	0.5 - 1	4.5 - 5	9.5 - 10	4.5 - 5	9.5 - 10	0.5 - 1
Inorganic Compounds (mg/kg)	mg/kg	mg/kg												
Aluminum	-	1.10E+06	-	-	-	-	-	-	-	-	-	-	-	-
Antimony	-	470	-	-	-	-	-	-	-	-	-	-	-	-
Arsenic	-	3	-	-	-	-	-	-	-	-	-	-	-	-
Barium	-	220000	-	-	-	-	-	-	-	-	-	-	-	-
Beryllium	-	2300	-	-	-	-	-	-	-	-	-	-	-	-
Cadmium	-	980	-	-	-	-	-	-	-	-	-	-	-	-
Calcium	-	-	-	-	-	-	-	-	-	-	-	-	-	-
Chromium	-	-	-	-	-	-	-	-	-	-	-	-	-	-
Cobalt	-	350	-	-	-	-	-	-	-	-	-	-	-	-
Copper	-	47000	-	-	-	-	-	-	-	-	-	-	-	-
Iron	-	820000	-	-	-	-	-	-	-	-	-	-	-	-
Lead	-	800	-	-	-	-	-	-	-	-	-	-	-	-
Magnesium	-	-	-	-	-	-	-	-	-	-	-	-	-	-
Manganese	-	26000	-	-	-	-	-	-	-	-	-	-	-	-
Mercury	-	40	-	-	-	-	-	-	-	-	-	-	-	-
Nickel	-	22000	-	-	-	-	-	-	-	-	-	-	-	-
Potassium	-	-	-	-	-	-	-	-	-	-	-	-	-	-
Selenium	-	5800	-	-	-	-	-	-	-	-	-	-	-	-
Silver	-	5800	-	-	-	-	-	-	-	-	-	-	-	-
Sodium	-	-	-	-	-	-	-	-	-	-	-	-	-	-
Thallium	-	12	-	-	-	-	-	-	-	-	-	-	-	-
Vanadium	-	5800	-	-	-	-	-	-	-	-	-	-	-	-
Zinc	-	350000	-	-	-	-	-	-	-	-	-	-	-	-
PCBs (mg/kg)														
Aroclor-1016 (PCB-1016)	-	30	-	-	-	-	-	-	-	-	-	-	-	< 0.0369
Aroclor-1221 (PCB-1221)	-	0.66	-	-	-	-	-	-	-	-	-	-	-	< 0.0369
Aroclor-1232 (PCB-1232)	-	0.66	-	-	-	-	-	-	-	-	-	-	-	< 0.0369
Aroclor-1242 (PCB-1242)	-	1	-	-	-	-	-	-	-	-	-	-	-	< 0.0369
Aroclor-1248 (PCB-1248)	-	1	-	-	-	-	-	-	-	-	-	-	-	< 0.0369
Aroclor-1254 (PCB-1254)	-	1	-	-	-	-	-	-	-	-	-	-	-	< 0.0369
Aroclor-1260 (PCB-1260)	-	1	-	-	-	-	-	-	-	-	-	-	-	< 0.0369
Aroclor-1262 (PCB-1262)	-	-	-	-	-	-	-	-	-	-	-	-	-	< 0.0369
Aroclor-1268 (PCB-1268)	-	-	-	-	-	-	-	-	-	-	-	-	-	< 0.0369
Polychlorinated biphenyls (PCBs)	-	1	-	-	-	-	-	-	-	-	-	-	-	< 0.0369

NOTES

- Bold where detected; highlighted where exceeds
- mg/kg = milligrams per kilogram
- ft bgs = feet below ground surface
- = screening level not available/sample not analyzed
- < = not detected at the indicated reporting limit
- J = estimated value
- P = relative percent difference between results for the two columns exceeds the method-specified criteria
- PCBs = polychlorinated biphenyls
- TPH = total petroleum hydrocarbons
- 1. DC Tier 0 Standards from the Tier 0 Standard Final Rulemaking published at 40 DCR 7835, 7892 (November 12, 1993); as amended by Final Rulemaking published at 46 DCR 7699 (October 1, 1999)
- 2. United States Environmental Protection Agency (EPA) Regional Screening Level (RSL) Summary Table (January 2015)

TABLE 2
 SUMMARY OF SOIL SAMPLE ANALYTICAL RESULTS AND EXCEEDANCES - METALS AND TPH
 BUZZARD POINT DC UNITED SOCCER STADIUM DEVELOPMENT
 WASHINGTON, D.C.

Location	DC Tier 0 Soil Standards ¹	EPA Regional Screening Level for Industrial Soil ²	DP-079 07/14/2015 DP-079-SO-050-01 Primary 4.5 - 5	DP-080 07/14/2015 DP-080-SO-010-01 Primary 0.5 - 1	DP-080 07/14/2015 DP-080-SO-010-02 Duplicate 0.5 - 1	DP-080 07/14/2015 DP-080-SO-050-01 Primary 4.5 - 5	DP-081 07/14/2015 DP-081-SO-010-01 Primary 0.5 - 1	DP-081 07/14/2015 DP-081-SO-050-01 Primary 4.5 - 5	DP-082 07/14/2015 DP-082-SO-010-01 Primary 0.5 - 1	DP-082 07/14/2015 DP-082-SO-050-01 Primary 4.5 - 5	DP-083 07/14/2015 DP-083-SO-010-01 Primary 0.5 - 1	DP-083 07/14/2015 DP-083-SO-050-01 Primary 4.5 - 5	DP-084 07/14/2015 DP-084-SO-010-01 Primary 0.5 - 1	DP-085 07/15/2015 DP-085-SO-010-01 Primary 0.5 - 1
Inorganic Compounds (mg/kg)	mg/kg	mg/kg												
Aluminum	-	1.10E+06	-	-	-	-	-	-	-	-	-	-	-	-
Antimony	-	470	-	-	-	-	-	-	-	-	-	-	-	-
Arsenic	-	3	-	-	-	-	-	-	-	-	-	-	-	-
Barium	-	220000	-	-	-	-	-	-	-	-	-	-	-	-
Beryllium	-	2300	-	-	-	-	-	-	-	-	-	-	-	-
Cadmium	-	980	-	-	-	-	-	-	-	-	-	-	-	-
Calcium	-	-	-	-	-	-	-	-	-	-	-	-	-	-
Chromium	-	-	-	-	-	-	-	-	-	-	-	-	-	-
Cobalt	-	350	-	-	-	-	-	-	-	-	-	-	-	-
Copper	-	47000	-	-	-	-	-	-	-	-	-	-	-	-
Iron	-	820000	-	-	-	-	-	-	-	-	-	-	-	-
Lead	-	800	-	-	-	-	-	-	-	-	-	-	-	-
Magnesium	-	-	-	-	-	-	-	-	-	-	-	-	-	-
Manganese	-	26000	-	-	-	-	-	-	-	-	-	-	-	-
Mercury	-	40	-	-	-	-	-	-	-	-	-	-	-	-
Nickel	-	22000	-	-	-	-	-	-	-	-	-	-	-	-
Potassium	-	-	-	-	-	-	-	-	-	-	-	-	-	-
Selenium	-	5800	-	-	-	-	-	-	-	-	-	-	-	-
Silver	-	5800	-	-	-	-	-	-	-	-	-	-	-	-
Sodium	-	-	-	-	-	-	-	-	-	-	-	-	-	-
Thallium	-	12	-	-	-	-	-	-	-	-	-	-	-	-
Vanadium	-	5800	-	-	-	-	-	-	-	-	-	-	-	-
Zinc	-	350000	-	-	-	-	-	-	-	-	-	-	-	-
PCBs (mg/kg)														
Aroclor-1016 (PCB-1016)	-	30	< 0.0365	< 0.0358	< 0.0357	< 0.0367	< 0.039	< 0.0355	< 0.037	< 0.0363	< 0.0359	< 0.0373	< 0.0359	< 0.0352
Aroclor-1221 (PCB-1221)	-	0.66	< 0.0365	< 0.0358	< 0.0357	< 0.0367	< 0.039	< 0.0355	< 0.037	< 0.0363	< 0.0359	< 0.0373	< 0.0359	< 0.0352
Aroclor-1232 (PCB-1232)	-	0.66	< 0.0365	< 0.0358	< 0.0357	< 0.0367	< 0.039	< 0.0355	< 0.037	< 0.0363	< 0.0359	< 0.0373	< 0.0359	< 0.0352
Aroclor-1242 (PCB-1242)	-	1	< 0.0365	< 0.0358	< 0.0357	< 0.0367	< 0.039	< 0.0355	< 0.037	< 0.0363	< 0.0359	< 0.0373	< 0.0359	< 0.0352
Aroclor-1248 (PCB-1248)	-	1	< 0.0365	< 0.0358	< 0.0357	< 0.0367	< 0.039	< 0.0355	< 0.037	< 0.0363	< 0.0359	< 0.0373	< 0.0359	< 0.0352
Aroclor-1254 (PCB-1254)	-	1	< 0.0365	< 0.0358	< 0.0357	< 0.0367	< 0.039	< 0.0355	0.00955 J	< 0.0363	< 0.0359	0.0118 J	0.00758 J	< 0.0352
Aroclor-1260 (PCB-1260)	-	1	< 0.0365	< 0.0358	< 0.0357	< 0.0367	< 0.039	< 0.0355	0.0095 J	< 0.0363	< 0.0359	0.0255 J	0.0137 J	< 0.0352
Aroclor-1262 (PCB-1262)	-	-	< 0.0365	< 0.0358	< 0.0357	< 0.0367	< 0.039	< 0.0355	< 0.037	< 0.0363	< 0.0359	< 0.0373	< 0.0359	< 0.0352
Aroclor-1268 (PCB-1268)	-	-	< 0.0365	< 0.0358	< 0.0357	< 0.0367	< 0.039	< 0.0355	< 0.037	< 0.0363	< 0.0359	< 0.0373	< 0.0359	< 0.0352
Polychlorinated biphenyls (PCBs)	-	1	< 0.0365	< 0.0358	< 0.0357	< 0.0367	< 0.039	< 0.0355	0.019 J	< 0.0363	< 0.0359	0.0373 J	0.0213 J	< 0.0352

NOTES

- Bold where detected; highlighted where exceeds
- mg/kg = milligrams per kilogram
- ft bgs = feet below ground surface
- = screening level not available/sample not analyzed
- < = not detected at the indicated reporting limit
- J = estimated value
- P = relative percent difference between results for the two columns exceeds the method-specified criteria
- PCBs = polychlorinated biphenyls
- TPH = total petroleum hydrocarbons
- 1. DC Tier 0 Standards from the Tier 0 Standard Final Rulemaking published at 40 DCR 7835, 7892 (November 12, 1993); as amended by Final Rulemaking published at 46 DCR 7699 (October 1, 1999)
- 2. United States Environmental Protection Agency (EPA) Regional Screening Level (RSL) Summary Table (January 2015)

TABLE 2
 SUMMARY OF SOIL SAMPLE ANALYTICAL RESULTS AND EXCEEDANCES - METALS AND TPH
 BUZZARD POINT DC UNITED SOCCER STADIUM DEVELOPMENT
 WASHINGTON, D.C.

Location	DC Tier 0 Soil Standards ¹	EPA Regional Screening Level for Industrial Soil ²	DP-085 07/15/2015 DP-085-SO-050-01 Primary 4.5 - 5	DP-086 07/15/2015 DP-086-SO-010-01 Primary 0.5 - 1	DP-086 07/15/2015 DP-086-SO-010-02 Duplicate 0.5 - 1	DP-086 07/15/2015 DP-086-SO-050-01 Primary 4.5 - 5	DP-087 07/15/2015 DP-087-SO-010-01 Primary 0.5 - 1	DP-087 07/15/2015 DP-087-SO-050-01 Primary 4.5 - 5	DP-088 07/15/2015 DP-088-SO-010-01 Primary 0.5 - 1	DP-088 07/15/2015 DP-088-SO-050-01 Primary 4.5 - 5	DP-089 07/15/2015 DP-089-SO-010-01 Primary 0.5 - 1	DP-089 07/15/2015 DP-089-SO-050-01 Primary 4.5 - 5	DP-095 07/15/2015 DP-095-SO-010-01 Primary 0.5 - 1	DP-095 07/15/2015 DP-095-SO-050-01 Primary 4.5 - 5
Inorganic Compounds (mg/kg)	mg/kg	mg/kg												
Aluminum	-	1.10E+06	-	-	-	-	-	-	-	-	-	-	8,600	8,400
Antimony	-	470	-	-	-	-	-	-	-	-	-	-	< 4.3	< 4.4
Arsenic	-	3	-	-	-	-	-	-	-	-	-	-	4	4
Barium	-	220000	-	-	-	-	-	-	-	-	-	-	63	64
Beryllium	-	2300	-	-	-	-	-	-	-	-	-	-	0.43	0.52
Cadmium	-	980	-	-	-	-	-	-	-	-	-	-	< 0.85	< 0.88
Calcium	-	-	-	-	-	-	-	-	-	-	-	-	1,800	2,000
Chromium	-	-	-	-	-	-	-	-	-	-	-	-	14	13
Cobalt	-	350	-	-	-	-	-	-	-	-	-	-	6.6	6.1
Copper	-	47000	-	-	-	-	-	-	-	-	-	-	15	12
Iron	-	820000	-	-	-	-	-	-	-	-	-	-	16,000	16,000
Lead	-	800	-	-	-	-	-	-	-	-	-	-	36	30
Magnesium	-	-	-	-	-	-	-	-	-	-	-	-	1,300	980
Manganese	-	26000	-	-	-	-	-	-	-	-	-	-	150	110
Mercury	-	40	-	-	-	-	-	-	-	-	-	-	0.15	0.18
Nickel	-	22000	-	-	-	-	-	-	-	-	-	-	9.5	7.8
Potassium	-	-	-	-	-	-	-	-	-	-	-	-	480	520
Selenium	-	5800	-	-	-	-	-	-	-	-	-	-	< 1.7	< 1.8
Silver	-	5800	-	-	-	-	-	-	-	-	-	-	< 0.85	< 0.88
Sodium	-	-	-	-	-	-	-	-	-	-	-	-	61 J	87 J
Thallium	-	12	-	-	-	-	-	-	-	-	-	-	< 1.7	< 1.8
Vanadium	-	5800	-	-	-	-	-	-	-	-	-	-	23	22
Zinc	-	350000	-	-	-	-	-	-	-	-	-	-	47	34
PCBs (mg/kg)														
Aroclor-1016 (PCB-1016)	-	30	< 0.0347	< 0.184	< 0.185	< 0.0373	< 0.0398	< 0.0382	< 0.034	< 0.0371	< 0.0389	< 0.0379	-	-
Aroclor-1221 (PCB-1221)	-	0.66	< 0.0347	< 0.184	< 0.185	< 0.0373	< 0.0398	< 0.0382	< 0.034	< 0.0371	< 0.0389	< 0.0379	-	-
Aroclor-1232 (PCB-1232)	-	0.66	< 0.0347	< 0.184	< 0.185	< 0.0373	< 0.0398	< 0.0382	< 0.034	< 0.0371	< 0.0389	< 0.0379	-	-
Aroclor-1242 (PCB-1242)	-	1	< 0.0347	< 0.184	< 0.185	< 0.0373	< 0.0398	< 0.0382	< 0.034	< 0.0371	< 0.0389	< 0.0379	-	-
Aroclor-1248 (PCB-1248)	-	1	< 0.0347	< 0.184	< 0.185	< 0.0373	< 0.0398	< 0.0382	< 0.034	< 0.0371	< 0.0389	< 0.0379	-	-
Aroclor-1254 (PCB-1254)	-	1	< 0.0347	0.58	0.532	< 0.0373	< 0.0398	< 0.0382	< 0.034	0.578 P	< 0.0389	< 0.0379	-	-
Aroclor-1260 (PCB-1260)	-	1	< 0.0347	1.1	1.93	< 0.0373	0.0271 J	0.0112 J	< 0.034	< 0.0371	< 0.0389	< 0.0379	-	-
Aroclor-1262 (PCB-1262)	-	-	< 0.0347	< 0.184	< 0.185	< 0.0373	< 0.0398	< 0.0382	< 0.034	< 0.0371	< 0.0389	< 0.0379	-	-
Aroclor-1268 (PCB-1268)	-	-	< 0.0347	< 0.184	< 0.185	< 0.0373	< 0.0398	< 0.0382	< 0.034	< 0.0371	< 0.0389	< 0.0379	-	-
Polychlorinated biphenyls (PCBs)	-	1	< 0.0347	1.68	2.46	< 0.0373	0.0271 J	0.0112 J	< 0.034	0.578	< 0.0389	< 0.0379	-	-

NOTES
 Bold where detected; highlighted where exceeds
 mg/kg = milligrams per kilogram
 ft bgs = feet below ground surface
 -- = screening level not available/sample not analyzed
 < = not detected at the indicated reporting limit
 J = estimated value
 P = relative percent difference between results for the two columns exceeds the method-specified criteria
 PCBs = polychlorinated biphenyls
 TPH = total petroleum hydrocarbons
 1. DC Tier 0 Standards from the Tier 0 Standard Final Rulemaking published at 40 DCR 7835, 7892 (November 12, 1993); as amended by Final Rulemaking published at 46 DCR 7699 (October 1, 1999)
 2. United States Environmental Protection Agency (EPA) Regional Screening Level (RSL) Summary Table (January 2015)

TABLE 2
 SUMMARY OF SOIL SAMPLE ANALYTICAL RESULTS AND EXCEEDANCES - METALS AND TPH
 BUZZARD POINT DC UNITED SOCCER STADIUM DEVELOPMENT
 WASHINGTON, D.C.

Location	DC Tier 0 Soil Standards ¹	EPA Regional Screening Level for Industrial Soil ²	DP-095 07/15/2015 DP-095-SO-100-01 Primary 9.5 - 10	DP-096 07/16/2015 DP-096-SO-010-01 Primary 0.5 - 1	DP-096 07/16/2015 DP-096-SO-010-02 Duplicate 0.5 - 1	DP-096 07/16/2015 DP-096-SO-050-01 Primary 4.5 - 5	DP-096 07/16/2015 DP-096-SO-100-01 Primary 9.5 - 10	DP-097 07/16/2015 DP-097-SO-010-01 Primary 0.5 - 1	DP-097 07/16/2015 DP-097-SO-050-01 Primary 4.5 - 5	DP-097 07/16/2015 DP-097-SO-100-01 Primary 9.5 - 10	DP-098 07/16/2015 DP-098-SO-010-01 Primary 0.5 - 1	DP-098 07/16/2015 DP-098-SO-050-01 Primary 4.5 - 5	DP-098 07/16/2015 DP-098-SO-100-01 Primary 9.5 - 10	DP-099 07/16/2015 DP-099-SO-010-01 Primary 0.5 - 1
Inorganic Compounds (mg/kg)	mg/kg	mg/kg												
Aluminum	-	1.10E+06	9,900	10,000	9,100	8,300	7,000	7,600	8,800	9,200	6,100	7,000	9,000	11,000
Antimony	-	470	< 4.5	< 4.2	< 4.1	< 4.4	< 4.5	< 4.3	< 4.5	< 4.8	< 4.0	< 4.4	< 4.6	< 4.5
Arsenic	-	3	5.4	7.3	5.8	3.8	9.9	5.5	6.4	15	3.9	4.1	5.3	6.7
Barium	-	220000	83	63	65	59	80	57	58	76	41	69	80	64
Beryllium	-	2300	0.79	0.53	0.55	0.63	0.49	0.46	0.53	0.63	0.31 J	0.7	0.58	0.43 J
Cadmium	-	980	< 0.90	< 0.84	< 0.82	< 0.88	< 0.90	< 0.85	< 0.90	0.090 J	< 0.81	0.090 J	< 0.93	< 0.89
Calcium	-	-	2,300	5,000	4,800	1,400	11,000	5,100	4,900	1,400	3,200	2,200	1,000	28,000
Chromium	-	-	16	16	16	15	12	16	15	34	13	13	16	14
Cobalt	-	350	8.6	7.8	8.3	9.3	7	6.6	7.4	15	4.2	11	9.2	6.8
Copper	-	47000	15	17	15	16	18	16	18	60	12	22	15	16
Iron	-	820000	46,000	21,000	17,000	16,000	16,000	18,000	19,000	40,000	10,000	12,000	18,000	19,000
Lead	-	800	< 4.5	30	22	2.4 J	130	24	26	4.2 J	22	70	16	24
Magnesium	-	-	2,300	1,500	1,500	1,800	2,200	1,400	1,800	2,400	1,100	1,100	2,000	1,600
Manganese	-	26000	590	240	220	130	290	160	220	830	100	140	120	290
Mercury	-	40	0.050 J	0.13	0.08	0.060 J	0.1	0.065 J	0.13	< 0.080	0.040 J	0.16	0.060 J	0.82
Nickel	-	22000	13	12	11	14	9.2	13	12	30	7.8	14	14	10
Potassium	-	-	510	520	530	500	520	490	510	520	390	490	510	540
Selenium	-	5800	< 1.8	< 1.7	< 1.6	< 1.8	< 1.8	< 1.7	< 1.8	< 1.9	< 1.6	< 1.8	< 1.8	< 1.8
Silver	-	5800	< 0.90	< 0.84	< 0.82	< 0.88	< 0.90	< 0.85	< 0.90	< 0.96	< 0.81	< 0.88	< 0.93	< 0.89
Sodium	-	-	110 J	54 J	73 J	40 J	120 J	94 J	84 J	220	24 J	44 J	68 J	30 J
Thallium	-	12	< 1.8	< 1.7	< 1.6	< 1.8	< 1.8	< 1.7	< 1.8	< 1.9	< 1.6	< 1.8	< 1.8	< 1.8
Vanadium	-	5800	20	26	24	22	20	22	23	28	19	20	22	27
Zinc	-	350000	48	54	48	47	40	71	64	140	38	67	54	47
PCBs (mg/kg)														
Aroclor-1016 (PCB-1016)	-	30	-	-	-	-	-	-	-	-	-	-	-	-
Aroclor-1221 (PCB-1221)	-	0.66	-	-	-	-	-	-	-	-	-	-	-	-
Aroclor-1232 (PCB-1232)	-	0.66	-	-	-	-	-	-	-	-	-	-	-	-
Aroclor-1242 (PCB-1242)	-	1	-	-	-	-	-	-	-	-	-	-	-	-
Aroclor-1248 (PCB-1248)	-	1	-	-	-	-	-	-	-	-	-	-	-	-
Aroclor-1254 (PCB-1254)	-	1	-	-	-	-	-	-	-	-	-	-	-	-
Aroclor-1260 (PCB-1260)	-	1	-	-	-	-	-	-	-	-	-	-	-	-
Aroclor-1262 (PCB-1262)	-	-	-	-	-	-	-	-	-	-	-	-	-	-
Aroclor-1268 (PCB-1268)	-	-	-	-	-	-	-	-	-	-	-	-	-	-
Polychlorinated biphenyls (PCBs)	-	1	-	-	-	-	-	-	-	-	-	-	-	-

NOTES

- Bold where detected; highlighted where exceeds
- mg/kg = milligrams per kilogram
- ft bgs = feet below ground surface
- = screening level not available/sample not analyzed
- < = not detected at the indicated reporting limit
- J = estimated value
- P = relative percent difference between results for the two columns exceeds the method-specified criteria
- PCBs = polychlorinated biphenyls
- TPH = total petroleum hydrocarbons
- 1. DC Tier 0 Standards from the Tier 0 Standard Final Rulemaking published at 40 DCR 7835, 7892 (November 12, 1993); as amended by Final Rulemaking published at 46 DCR 7699 (October 1, 1999)
- 2. United States Environmental Protection Agency (EPA) Regional Screening Level (RSL) Summary Table (January 2015)

TABLE 2
 SUMMARY OF SOIL SAMPLE ANALYTICAL RESULTS AND EXCEEDANCES - METALS AND TPH
 BUZZARD POINT DC UNITED SOCCER STADIUM DEVELOPMENT
 WASHINGTON, D.C.

Location Sample Date Sample Name Sample Type Sample Depth Interval (ft bgs)	DC Tier 0 Soil Standards ¹	EPA Regional Screening Level for Industrial Soil ²	DP-099 07/16/2015 DP-099-SO-050-01 Primary 4.5 - 5	DP-099 07/16/2015 DP-099-SO-100-01 Primary 9.5 - 10	DP-100 07/17/2015 DP-100-SO-010-01 Primary 0.5 - 1	DP-100 07/17/2015 DP-100-SO-050-01 Primary 4.5 - 5	DP-100 07/17/2015 DP-100-SO-100-01 Primary 9.5 - 10	DP-101 07/17/2015 DP-101-SO-010-01 Primary 0.5 - 1	DP-101 07/17/2015 DP-101-SO-050-01 Primary 4.5 - 5	DP-101 07/17/2015 DP-101-SO-100-01 Primary 9.5 - 10	DP-102 07/17/2015 DP-102-SO-010-01 Primary 0.5 - 1	DP-102 07/17/2015 DP-102-SO-050-01 Primary 4.5 - 5	DP-102 07/17/2015 DP-102-SO-100-01 Primary 9.5 - 10	DP-103 07/17/2015 DP-103-SO-010-01 Primary 0.5 - 1
Inorganic Compounds (mg/kg)	mg/kg	mg/kg												
Aluminum	-	1.10E+06	6,300	8,800	-	-	-	-	-	-	-	-	-	-
Antimony	-	470	< 4.4	< 4.4	-	-	-	-	-	-	-	-	-	-
Arsenic	-	3	5	4.8	-	-	-	-	-	-	-	-	-	-
Barium	-	220000	95	85	-	-	-	-	-	-	-	-	-	-
Beryllium	-	2300	0.52	0.49	-	-	-	-	-	-	-	-	-	-
Cadmium	-	980	< 0.88	< 0.88	-	-	-	-	-	-	-	-	-	-
Calcium	-	-	4,100	660	-	-	-	-	-	-	-	-	-	-
Chromium	-	-	12	15	-	-	-	-	-	-	-	-	-	-
Cobalt	-	350	7.4	7.3	-	-	-	-	-	-	-	-	-	-
Copper	-	47000	16	11	-	-	-	-	-	-	-	-	-	-
Iron	-	820000	14,000	19,000	-	-	-	-	-	-	-	-	-	-
Lead	-	800	300	< 4.4	-	-	-	-	-	-	-	-	-	-
Magnesium	-	-	1,000	1,900	-	-	-	-	-	-	-	-	-	-
Manganese	-	26000	110	110	-	-	-	-	-	-	-	-	-	-
Mercury	-	40	0.1	0.020 J	-	-	-	-	-	-	-	-	-	-
Nickel	-	22000	11	13	-	-	-	-	-	-	-	-	-	-
Potassium	-	-	460	450	-	-	-	-	-	-	-	-	-	-
Selenium	-	5800	< 1.8	< 1.8	-	-	-	-	-	-	-	-	-	-
Silver	-	5800	< 0.88	< 0.88	-	-	-	-	-	-	-	-	-	-
Sodium	-	-	51 J	64 J	-	-	-	-	-	-	-	-	-	-
Thallium	-	12	< 1.8	< 1.8	-	-	-	-	-	-	-	-	-	-
Vanadium	-	5800	19	18	-	-	-	-	-	-	-	-	-	-
Zinc	-	350000	69	43	-	-	-	-	-	-	-	-	-	-
PCBs (mg/kg)														
Aroclor-1016 (PCB-1016)	-	30	-	-	-	-	-	-	-	-	-	-	-	-
Aroclor-1221 (PCB-1221)	-	0.66	-	-	-	-	-	-	-	-	-	-	-	-
Aroclor-1232 (PCB-1232)	-	0.66	-	-	-	-	-	-	-	-	-	-	-	-
Aroclor-1242 (PCB-1242)	-	1	-	-	-	-	-	-	-	-	-	-	-	-
Aroclor-1248 (PCB-1248)	-	1	-	-	-	-	-	-	-	-	-	-	-	-
Aroclor-1254 (PCB-1254)	-	1	-	-	-	-	-	-	-	-	-	-	-	-
Aroclor-1260 (PCB-1260)	-	1	-	-	-	-	-	-	-	-	-	-	-	-
Aroclor-1262 (PCB-1262)	-	-	-	-	-	-	-	-	-	-	-	-	-	-
Aroclor-1268 (PCB-1268)	-	-	-	-	-	-	-	-	-	-	-	-	-	-
Polychlorinated biphenyls (PCBs)	-	1	-	-	-	-	-	-	-	-	-	-	-	-

NOTES

- Bold where detected; highlighted where exceeds
- mg/kg = milligrams per kilogram
- ft bgs = feet below ground surface
- = screening level not available/sample not analyzed
- < = not detected at the indicated reporting limit
- J = estimated value
- P = relative percent difference between results for the two columns exceeds the method-specified criteria
- PCBs = polychlorinated biphenyls
- TPH = total petroleum hydrocarbons
- 1. DC Tier 0 Standards from the Tier 0 Standard Final Rulemaking published at 40 DCR 7835, 7892 (November 12, 1993); as amended by Final Rulemaking published at 46 DCR 7699 (October 1, 1999)
- 2. United States Environmental Protection Agency (EPA) Regional Screening Level (RSL) Summary Table (January 2015)

TABLE 2
 SUMMARY OF SOIL SAMPLE ANALYTICAL RESULTS AND EXCEEDANCES - METALS AND TPH
 BUZZARD POINT DC UNITED SOCCER STADIUM DEVELOPMENT
 WASHINGTON, D.C.

Location			DP-103	DP-103	DP-104	DP-104	DP-104	DP-104	DP-105	DP-105	DP-105	DP-106	DP-106	DP-106	DP-107
Sample Date			07/17/2015	07/17/2015	07/17/2015	07/17/2015	07/17/2015	07/17/2015	07/17/2015	07/17/2015	07/17/2015	07/17/2015	07/17/2015	07/17/2015	07/17/2015
Sample Name			DP-103-SO-050-01	DP-103-SO-100-01	DP-104-SO-010-01	DP-104-SO-050-01	DP-104-SO-100-01	DP-104-SO-100-01	DP-105-SO-010-01	DP-105-SO-050-01	DP-105-SO-100-01	DP-106-SO-010-01	DP-106-SO-050-01	DP-106-SO-100-01	DP-107-SO-010-01
Sample Type			Primary	Primary	Primary	Primary	Primary	Primary	Primary	Primary	Primary	Primary	Primary	Primary	Primary
Sample Depth Interval (ft bgs)			4.5 - 5	9.5 - 10	0.5 - 1	4.5 - 5	9.5 - 10	0.5 - 1	4.5 - 5	9.5 - 10	0.5 - 1	4.5 - 5	9.5 - 10	0.5 - 1	0.5 - 1
Inorganic Compounds (mg/kg)	mg/kg	mg/kg													
Aluminum	-	1.10E+06	-	-	-	-	-	-	-	-	-	-	-	-	-
Antimony	-	470	-	-	-	-	-	-	-	-	-	-	-	-	-
Arsenic	-	3	-	-	-	-	-	-	-	-	-	-	-	-	-
Barium	-	220000	-	-	-	-	-	-	-	-	-	-	-	-	-
Beryllium	-	2300	-	-	-	-	-	-	-	-	-	-	-	-	-
Cadmium	-	980	-	-	-	-	-	-	-	-	-	-	-	-	-
Calcium	-	-	-	-	-	-	-	-	-	-	-	-	-	-	-
Chromium	-	-	-	-	-	-	-	-	-	-	-	-	-	-	-
Cobalt	-	350	-	-	-	-	-	-	-	-	-	-	-	-	-
Copper	-	47000	-	-	-	-	-	-	-	-	-	-	-	-	-
Iron	-	820000	-	-	-	-	-	-	-	-	-	-	-	-	-
Lead	-	800	-	-	-	-	-	-	-	-	-	-	-	-	-
Magnesium	-	-	-	-	-	-	-	-	-	-	-	-	-	-	-
Manganese	-	26000	-	-	-	-	-	-	-	-	-	-	-	-	-
Mercury	-	40	-	-	-	-	-	-	-	-	-	-	-	-	-
Nickel	-	22000	-	-	-	-	-	-	-	-	-	-	-	-	-
Potassium	-	-	-	-	-	-	-	-	-	-	-	-	-	-	-
Selenium	-	5800	-	-	-	-	-	-	-	-	-	-	-	-	-
Silver	-	5800	-	-	-	-	-	-	-	-	-	-	-	-	-
Sodium	-	-	-	-	-	-	-	-	-	-	-	-	-	-	-
Thallium	-	12	-	-	-	-	-	-	-	-	-	-	-	-	-
Vanadium	-	5800	-	-	-	-	-	-	-	-	-	-	-	-	-
Zinc	-	350000	-	-	-	-	-	-	-	-	-	-	-	-	-
PCBs (mg/kg)															
Aroclor-1016 (PCB-1016)	-	30	-	-	-	-	-	-	-	-	-	-	-	-	-
Aroclor-1221 (PCB-1221)	-	0.66	-	-	-	-	-	-	-	-	-	-	-	-	-
Aroclor-1232 (PCB-1232)	-	0.66	-	-	-	-	-	-	-	-	-	-	-	-	-
Aroclor-1242 (PCB-1242)	-	1	-	-	-	-	-	-	-	-	-	-	-	-	-
Aroclor-1248 (PCB-1248)	-	1	-	-	-	-	-	-	-	-	-	-	-	-	-
Aroclor-1254 (PCB-1254)	-	1	-	-	-	-	-	-	-	-	-	-	-	-	-
Aroclor-1260 (PCB-1260)	-	1	-	-	-	-	-	-	-	-	-	-	-	-	-
Aroclor-1262 (PCB-1262)	-	-	-	-	-	-	-	-	-	-	-	-	-	-	-
Aroclor-1268 (PCB-1268)	-	-	-	-	-	-	-	-	-	-	-	-	-	-	-
Polychlorinated biphenyls (PCBs)	-	1	-	-	-	-	-	-	-	-	-	-	-	-	-

NOTES

- Bold where detected; highlighted where exceeds
- mg/kg = milligrams per kilogram
- ft bgs = feet below ground surface
- = screening level not available/sample not analyzed
- < = not detected at the indicated reporting limit
- J = estimated value
- P = relative percent difference between results for the two columns exceeds the method-specified criteria
- PCBs = polychlorinated biphenyls
- TPH = total petroleum hydrocarbons
- 1. DC Tier 0 Standards from the Tier 0 Standard Final Rulemaking published at 40 DCR 7835, 7892 (November 12, 1993); as amended by Final Rulemaking published at 46 DCR 7699 (October 1, 1999)
- 2. United States Environmental Protection Agency (EPA) Regional Screening Level (RSL) Summary Table (January 2015)

TABLE 2
 SUMMARY OF SOIL SAMPLE ANALYTICAL RESULTS AND EXCEEDANCES - METALS AND TPH
 BUZZARD POINT DC UNITED SOCCER STADIUM DEVELOPMENT
 WASHINGTON, D.C.

Location	DC Tier 0 Soil Standards ¹	EPA Regional Screening Level for Industrial Soil ²	DP-107 07/17/2015 DP-107-SO-050-01 Primary 4.5 - 5	DP-107 07/17/2015 DP-107-SO-050-02 Duplicate 4.5 - 5	DP-107 07/17/2015 DP-107-SO-100-01 Primary 9.5 - 10	DP-108 07/17/2015 DP-108-SO-010-01 Primary 0.5 - 1	DP-108 07/17/2015 DP-108-SO-010-02 Primary 0.5 - 1	DP-108 07/17/2015 DP-108-SO-050-01 Primary 4.5 - 5	DP-108 07/17/2015 DP-108-SO-100-01 Primary 9.5 - 10	DP-109 07/20/2015 DP-109-SO-010-01 Primary 0.5 - 1	DP-109 07/20/2015 DP-109-SO-050-01 Primary 4.5 - 5	DP-109 07/20/2015 DP-109-SO-100-01 Primary 9.5 - 10	DP-110 07/20/2015 DP-110-SO-010-01 Primary 0.5 - 1	DP-110 07/20/2015 DP-110-SO-050-01 Primary 4.5 - 5
Inorganic Compounds (mg/kg)	mg/kg	mg/kg												
Aluminum	-	1.10E+06	-	-	-	-	-	-	-	-	-	-	-	-
Antimony	-	470	-	-	-	-	-	-	-	-	-	-	-	-
Arsenic	-	3	-	-	-	-	-	-	-	-	-	-	-	-
Barium	-	220000	-	-	-	-	-	-	-	-	-	-	-	-
Beryllium	-	2300	-	-	-	-	-	-	-	-	-	-	-	-
Cadmium	-	980	-	-	-	-	-	-	-	-	-	-	-	-
Calcium	-	-	-	-	-	-	-	-	-	-	-	-	-	-
Chromium	-	-	-	-	-	-	-	-	-	-	-	-	-	-
Cobalt	-	350	-	-	-	-	-	-	-	-	-	-	-	-
Copper	-	47000	-	-	-	-	-	-	-	-	-	-	-	-
Iron	-	820000	-	-	-	-	-	-	-	-	-	-	-	-
Lead	-	800	-	-	-	-	-	-	-	-	-	-	-	-
Magnesium	-	-	-	-	-	-	-	-	-	-	-	-	-	-
Manganese	-	26000	-	-	-	-	-	-	-	-	-	-	-	-
Mercury	-	40	-	-	-	-	-	-	-	-	-	-	-	-
Nickel	-	22000	-	-	-	-	-	-	-	-	-	-	-	-
Potassium	-	-	-	-	-	-	-	-	-	-	-	-	-	-
Selenium	-	5800	-	-	-	-	-	-	-	-	-	-	-	-
Silver	-	5800	-	-	-	-	-	-	-	-	-	-	-	-
Sodium	-	-	-	-	-	-	-	-	-	-	-	-	-	-
Thallium	-	12	-	-	-	-	-	-	-	-	-	-	-	-
Vanadium	-	5800	-	-	-	-	-	-	-	-	-	-	-	-
Zinc	-	350000	-	-	-	-	-	-	-	-	-	-	-	-
PCBs (mg/kg)														
Aroclor-1016 (PCB-1016)	-	30	-	-	-	-	-	-	-	-	-	-	-	-
Aroclor-1221 (PCB-1221)	-	0.66	-	-	-	-	-	-	-	-	-	-	-	-
Aroclor-1232 (PCB-1232)	-	0.66	-	-	-	-	-	-	-	-	-	-	-	-
Aroclor-1242 (PCB-1242)	-	1	-	-	-	-	-	-	-	-	-	-	-	-
Aroclor-1248 (PCB-1248)	-	1	-	-	-	-	-	-	-	-	-	-	-	-
Aroclor-1254 (PCB-1254)	-	1	-	-	-	-	-	-	-	-	-	-	-	-
Aroclor-1260 (PCB-1260)	-	1	-	-	-	-	-	-	-	-	-	-	-	-
Aroclor-1262 (PCB-1262)	-	-	-	-	-	-	-	-	-	-	-	-	-	-
Aroclor-1268 (PCB-1268)	-	-	-	-	-	-	-	-	-	-	-	-	-	-
Polychlorinated biphenyls (PCBs)	-	1	-	-	-	-	-	-	-	-	-	-	-	-

NOTES

- Bold where detected; highlighted where exceeds
- mg/kg = milligrams per kilogram
- ft bgs = feet below ground surface
- = screening level not available/sample not analyzed
- < = not detected at the indicated reporting limit
- J = estimated value
- P = relative percent difference between results for the two columns exceeds the method-specified criteria
- PCBs = polychlorinated biphenyls
- TPH = total petroleum hydrocarbons
- 1. DC Tier 0 Standards from the Tier 0 Standard Final Rulemaking published at 40 DCR 7835, 7892 (November 12, 1993); as amended by Final Rulemaking published at 46 DCR 7699 (October 1, 1999)
- 2. United States Environmental Protection Agency (EPA) Regional Screening Level (RSL) Summary Table (January 2015)

TABLE 2
 SUMMARY OF SOIL SAMPLE ANALYTICAL RESULTS AND EXCEEDANCES - METALS AND TPH
 BUZZARD POINT DC UNITED SOCCER STADIUM DEVELOPMENT
 WASHINGTON, D.C.

Location Sample Date Sample Name Sample Type Sample Depth Interval (ft bgs)	DC Tier 0 Soil Standards ¹	EPA Regional Screening Level for Industrial Soil ²	DP-110 07/20/2015 DP-110-SO-100-01 Primary 9.5 - 10	DP-111 07/20/2015 DP-111-SO-010-01 Primary 0.5 - 1	DP-111 07/20/2015 DP-111-SO-050-01 Primary 4.5 - 5	DP-111 07/20/2015 DP-111-SO-100-01 Primary 9.5 - 10	DP-112 07/20/2015 DP-112-SO-010-01 Primary 0.5 - 1	DP-112 07/20/2015 DP-112-SO-050-01 Primary 4.5 - 5	DP-112 07/20/2015 DP-112-SO-100-01 Primary 9.5 - 10	DP-113 07/20/2015 DP-113-SO-010-01 Primary 0.5 - 1	DP-113 07/20/2015 DP-113-SO-050-01 Primary 4.5 - 5	DP-113 07/20/2015 DP-113-SO-100-01 Primary 9.5 - 10	DP-114 07/20/2015 DP-114-SO-010-01 Primary 0.5 - 1	DP-114 07/20/2015 DP-114-SO-050-01 Primary 4.5 - 5
Inorganic Compounds (mg/kg)	mg/kg	mg/kg												
Aluminum	-	1.10E+06	-	-	-	-	-	-	-	-	-	-	-	-
Antimony	-	470	-	-	-	-	-	-	-	-	-	-	-	-
Arsenic	-	3	-	-	-	-	-	-	-	-	-	-	-	-
Barium	-	220000	-	-	-	-	-	-	-	-	-	-	-	-
Beryllium	-	2300	-	-	-	-	-	-	-	-	-	-	-	-
Cadmium	-	980	-	-	-	-	-	-	-	-	-	-	-	-
Calcium	-	-	-	-	-	-	-	-	-	-	-	-	-	-
Chromium	-	-	-	-	-	-	-	-	-	-	-	-	-	-
Cobalt	-	350	-	-	-	-	-	-	-	-	-	-	-	-
Copper	-	47000	-	-	-	-	-	-	-	-	-	-	-	-
Iron	-	820000	-	-	-	-	-	-	-	-	-	-	-	-
Lead	-	800	-	-	-	-	-	-	-	-	-	-	-	-
Magnesium	-	-	-	-	-	-	-	-	-	-	-	-	-	-
Manganese	-	26000	-	-	-	-	-	-	-	-	-	-	-	-
Mercury	-	40	-	-	-	-	-	-	-	-	-	-	-	-
Nickel	-	22000	-	-	-	-	-	-	-	-	-	-	-	-
Potassium	-	-	-	-	-	-	-	-	-	-	-	-	-	-
Selenium	-	5800	-	-	-	-	-	-	-	-	-	-	-	-
Silver	-	5800	-	-	-	-	-	-	-	-	-	-	-	-
Sodium	-	-	-	-	-	-	-	-	-	-	-	-	-	-
Thallium	-	12	-	-	-	-	-	-	-	-	-	-	-	-
Vanadium	-	5800	-	-	-	-	-	-	-	-	-	-	-	-
Zinc	-	350000	-	-	-	-	-	-	-	-	-	-	-	-
PCBs (mg/kg)														
Aroclor-1016 (PCB-1016)	-	30	-	-	-	-	-	-	-	-	-	-	-	-
Aroclor-1221 (PCB-1221)	-	0.66	-	-	-	-	-	-	-	-	-	-	-	-
Aroclor-1232 (PCB-1232)	-	0.66	-	-	-	-	-	-	-	-	-	-	-	-
Aroclor-1242 (PCB-1242)	-	1	-	-	-	-	-	-	-	-	-	-	-	-
Aroclor-1248 (PCB-1248)	-	1	-	-	-	-	-	-	-	-	-	-	-	-
Aroclor-1254 (PCB-1254)	-	1	-	-	-	-	-	-	-	-	-	-	-	-
Aroclor-1260 (PCB-1260)	-	1	-	-	-	-	-	-	-	-	-	-	-	-
Aroclor-1262 (PCB-1262)	-	-	-	-	-	-	-	-	-	-	-	-	-	-
Aroclor-1268 (PCB-1268)	-	-	-	-	-	-	-	-	-	-	-	-	-	-
Polychlorinated biphenyls (PCBs)	-	1	-	-	-	-	-	-	-	-	-	-	-	-

NOTES

- Bold where detected; highlighted where exceeds
- mg/kg = milligrams per kilogram
- ft bgs = feet below ground surface
- = screening level not available/sample not analyzed
- < = not detected at the indicated reporting limit
- J = estimated value
- P = relative percent difference between results for the two columns exceeds the method-specified criteria
- PCBs = polychlorinated biphenyls
- TPH = total petroleum hydrocarbons
- 1. DC Tier 0 Standards from the Tier 0 Standard Final Rulemaking published at 40 DCR 7835, 7892 (November 12, 1993); as amended by Final Rulemaking published at 46 DCR 7699 (October 1, 1999)
- 2. United States Environmental Protection Agency (EPA) Regional Screening Level (RSL) Summary Table (January 2015)

TABLE 2
 SUMMARY OF SOIL SAMPLE ANALYTICAL RESULTS AND EXCEEDANCES - METALS AND TPH
 BUZZARD POINT DC UNITED SOCCER STADIUM DEVELOPMENT
 WASHINGTON, D.C.

Location	DC Tier 0 Soil Standards ¹	EPA Regional Screening Level for Industrial Soil ²	DP-114 07/20/2015 DP-114-SO-100-01 Primary 9.5 - 10	DP-115 07/21/2015 DP-115-SO-010-01 Primary 0.5 - 1	DP-115 07/21/2015 DP-115-SO-010-02 Duplicate 0.5 - 1	DP-115 07/21/2015 DP-115-SO-050-01 Primary 4.5 - 5	DP-115 07/21/2015 DP-115-SO-050-02 Duplicate 4.5 - 5	DP-115 07/21/2015 DP-115-SO-100-01 Primary 9.5 - 10	DP-115 07/21/2015 DP-115-SO-100-02 Duplicate 9.5 - 10	DP-116 07/21/2015 DP-116-SO-010-01 Primary 0.5 - 1	DP-116 07/21/2015 DP-116-SO-050-01 Primary 4.5 - 5	DP-116 07/21/2015 DP-116-SO-100-01 Primary 9.5 - 10	DP-117 07/21/2015 DP-117-SO-010-01 Primary 0.5 - 1	DP-117 07/21/2015 DP-117-SO-050-01 Primary 4.5 - 5
Inorganic Compounds (mg/kg)	mg/kg	mg/kg												
Aluminum	-	1.10E+06	-	-	-	-	-	-	-	-	-	-	-	-
Antimony	-	470	-	-	-	-	-	-	-	-	-	-	-	-
Arsenic	-	3	-	-	-	-	-	-	-	-	-	-	-	-
Barium	-	220000	-	-	-	-	-	-	-	-	-	-	-	-
Beryllium	-	2300	-	-	-	-	-	-	-	-	-	-	-	-
Cadmium	-	980	-	-	-	-	-	-	-	-	-	-	-	-
Calcium	-	-	-	-	-	-	-	-	-	-	-	-	-	-
Chromium	-	-	-	-	-	-	-	-	-	-	-	-	-	-
Cobalt	-	350	-	-	-	-	-	-	-	-	-	-	-	-
Copper	-	47000	-	-	-	-	-	-	-	-	-	-	-	-
Iron	-	820000	-	-	-	-	-	-	-	-	-	-	-	-
Lead	-	800	-	-	-	-	-	-	-	-	-	-	-	-
Magnesium	-	-	-	-	-	-	-	-	-	-	-	-	-	-
Manganese	-	26000	-	-	-	-	-	-	-	-	-	-	-	-
Mercury	-	40	-	-	-	-	-	-	-	-	-	-	-	-
Nickel	-	22000	-	-	-	-	-	-	-	-	-	-	-	-
Potassium	-	-	-	-	-	-	-	-	-	-	-	-	-	-
Selenium	-	5800	-	-	-	-	-	-	-	-	-	-	-	-
Silver	-	5800	-	-	-	-	-	-	-	-	-	-	-	-
Sodium	-	-	-	-	-	-	-	-	-	-	-	-	-	-
Thallium	-	12	-	-	-	-	-	-	-	-	-	-	-	-
Vanadium	-	5800	-	-	-	-	-	-	-	-	-	-	-	-
Zinc	-	350000	-	-	-	-	-	-	-	-	-	-	-	-
PCBs (mg/kg)														
Aroclor-1016 (PCB-1016)	-	30	-	-	-	-	-	-	-	-	-	-	-	-
Aroclor-1221 (PCB-1221)	-	0.66	-	-	-	-	-	-	-	-	-	-	-	-
Aroclor-1232 (PCB-1232)	-	0.66	-	-	-	-	-	-	-	-	-	-	-	-
Aroclor-1242 (PCB-1242)	-	1	-	-	-	-	-	-	-	-	-	-	-	-
Aroclor-1248 (PCB-1248)	-	1	-	-	-	-	-	-	-	-	-	-	-	-
Aroclor-1254 (PCB-1254)	-	1	-	-	-	-	-	-	-	-	-	-	-	-
Aroclor-1260 (PCB-1260)	-	1	-	-	-	-	-	-	-	-	-	-	-	-
Aroclor-1262 (PCB-1262)	-	-	-	-	-	-	-	-	-	-	-	-	-	-
Aroclor-1268 (PCB-1268)	-	-	-	-	-	-	-	-	-	-	-	-	-	-
Polychlorinated biphenyls (PCBs)	-	1	-	-	-	-	-	-	-	-	-	-	-	-

NOTES

- Bold where detected; highlighted where exceeds
- mg/kg = milligrams per kilogram
- ft bgs = feet below ground surface
- = screening level not available/sample not analyzed
- < = not detected at the indicated reporting limit
- J = estimated value
- P = relative percent difference between results for the two columns exceeds the method-specified criteria
- PCBs = polychlorinated biphenyls
- TPH = total petroleum hydrocarbons
- 1. DC Tier 0 Standards from the Tier 0 Standard Final Rulemaking published at 40 DCR 7835, 7892 (November 12, 1993); as amended by Final Rulemaking published at 46 DCR 7699 (October 1, 1999)
- 2. United States Environmental Protection Agency (EPA) Regional Screening Level (RSL) Summary Table (January 2015)

TABLE 2
 SUMMARY OF SOIL SAMPLE ANALYTICAL RESULTS AND EXCEEDANCES - METALS AND TPH
 BUZZARD POINT DC UNITED SOCCER STADIUM DEVELOPMENT
 WASHINGTON, D.C.

Location	DC Tier 0 Soil Standards ¹	EPA Regional Screening Level for Industrial Soil ²	DP-117 07/21/2015 DP-117-SO-100-01 Primary 9.5 - 10	DP-118 07/21/2015 DP-118-SO-010-01 Primary 0.5 - 1	DP-118 07/21/2015 DP-118-SO-010-02 Duplicate 0.5 - 1	DP-118 07/21/2015 DP-118-SO-050-01 Primary 4.5 - 5	DP-118 07/21/2015 DP-118-SO-100-01 Primary 9.5 - 10	DP-119 07/21/2015 DP-119-SO-010-01 Primary 0.5 - 1	DP-119 07/21/2015 DP-119-SO-050-01 Primary 4.5 - 5	DP-119 07/21/2015 DP-119-SO-100-01 Primary 9.5 - 10	DP-120 07/21/2015 DP-120-SO-010-01 Primary 0.5 - 1	DP-120 07/21/2015 DP-120-SO-050-01 Primary 4.5 - 5	DP-120 07/21/2015 DP-120-SO-100-01 Primary 9.5 - 10	DP-121 07/21/2015 DP-121-SO-010-01 Primary 0.5 - 1
Inorganic Compounds (mg/kg)	mg/kg	mg/kg												
Aluminum	-	1.10E+06	-	5,200	6,100	7,400	8,200	7,000	6,900	3,700	4,000	7,500	7,900	2,200
Antimony	-	470	-	< 4.2	< 4.5	< 4.5	< 4.6	< 4.1	< 4.5	2.8 J	< 4.1	< 4.6	< 4.8	< 4.1
Arsenic	-	3	-	2.8	2.2	3.7	4.5	6.3	3.8	6.1	2	5.5	8	1.7
Barium	-	220000	-	32	130	51	62	44	150	32	9.9	150	78	6.2
Beryllium	-	2300	-	0.22 J	0.24 J	0.67	0.59	0.23 J	0.59	0.32 J	0.14 J	0.6	0.57	0.13 J
Cadmium	-	980	-	< 0.84	< 0.90	< 0.90	< 0.92	< 0.81	< 0.91	< 0.88	< 0.82	0.76 J	< 0.96	< 0.82
Calcium	-	-	-	29,000	58,000	990	570	48,000	6,900	2,100	3,500	8,000	730	380
Chromium	-	-	-	17	16	14	13	24	12	8.4	10	13	15	6.1
Cobalt	-	350	-	3.8	3.4	6.7	8.8	6.5	7.1	5.8	1.0 J	6.7	7.3	0.60 J
Copper	-	47000	-	10	11	14	12	14	320	16	4	16	13	2.9
Iron	-	820000	-	11,000	9,400	21,000	22,000	12,000	13,000	19,000	9,200	24,000	24,000	9,000
Lead	-	800	-	11	14	13	0.75 J	8.3	180	270	1.7 J	530	1.6 J	< 4.1
Magnesium	-	-	-	5,000	11,000	1,700	2,100	7,800	1,200	920	520	1,600	1,700	110
Manganese	-	26000	-	110	150	140	220	140	160	260	27	150	160	22
Mercury	-	40	-	0.020 J	0.030 J	< 0.070	0.030 J	0.030 J	0.43	0.07	0.020 J	1.7	0.030 J	0.020 J
Nickel	-	22000	-	26	14	11	13	71	9.8	9.7	2.9	10	11	1.5 J
Potassium	-	-	-	420	620	400	390	630	540	300	200 J	580	450	100 J
Selenium	-	5800	-	0.45 J	0.49 J	0.44 J	0.36 J	0.61 J	0.29 J	< 1.8	< 1.6	0.42 J	< 1.9	< 1.6
Silver	-	5800	-	< 0.84	< 0.90	< 0.90	< 0.92	< 0.81	< 0.91	0.18 J	< 0.82	< 0.92	< 0.96	< 0.82
Sodium	-	-	-	140 J	220	63 J	86 J	360	230	69 J	440	180	130 J	40 J
Thallium	-	12	-	< 1.7	< 1.8	< 1.8	< 1.8	< 1.6	< 1.8	< 1.8	< 1.6	< 1.8	< 1.9	< 1.6
Vanadium	-	5800	-	23	22	19	18	22	20	10	15	18	20	12
Zinc	-	350000	-	20	56	38	40	22	100	27	5.7	260	36	4.2
PCBs (mg/kg)														
Aroclor-1016 (PCB-1016)	-	30	-	-	-	-	-	-	-	-	-	-	-	-
Aroclor-1221 (PCB-1221)	-	0.66	-	-	-	-	-	-	-	-	-	-	-	-
Aroclor-1232 (PCB-1232)	-	0.66	-	-	-	-	-	-	-	-	-	-	-	-
Aroclor-1242 (PCB-1242)	-	1	-	-	-	-	-	-	-	-	-	-	-	-
Aroclor-1248 (PCB-1248)	-	1	-	-	-	-	-	-	-	-	-	-	-	-
Aroclor-1254 (PCB-1254)	-	1	-	-	-	-	-	-	-	-	-	-	-	-
Aroclor-1260 (PCB-1260)	-	1	-	-	-	-	-	-	-	-	-	-	-	-
Aroclor-1262 (PCB-1262)	-	-	-	-	-	-	-	-	-	-	-	-	-	-
Aroclor-1268 (PCB-1268)	-	-	-	-	-	-	-	-	-	-	-	-	-	-
Polychlorinated biphenyls (PCBs)	-	1	-	-	-	-	-	-	-	-	-	-	-	-

NOTES

- Bold where detected; highlighted where exceeds
- mg/kg = milligrams per kilogram
- ft bgs = feet below ground surface
- = screening level not available/sample not analyzed
- < = not detected at the indicated reporting limit
- J = estimated value
- P = relative percent difference between results for the two columns exceeds the method-specified criteria
- PCBs = polychlorinated biphenyls
- TPH = total petroleum hydrocarbons
- 1. DC Tier 0 Standards from the Tier 0 Standard Final Rulemaking published at 40 DCR 7835, 7892 (November 12, 1993); as amended by Final Rulemaking published at 46 DCR 7699 (October 1, 1999)
- 2. United States Environmental Protection Agency (EPA) Regional Screening Level (RSL) Summary Table (January 2015)

TABLE 2
 SUMMARY OF SOIL SAMPLE ANALYTICAL RESULTS AND EXCEEDANCES - METALS AND TPH
 BUZZARD POINT DC UNITED SOCCER STADIUM DEVELOPMENT
 WASHINGTON, D.C.

Location	DC Tier 0 Soil Standards ¹	EPA Regional Screening Level for Industrial Soil ²	DP-121 07/21/2015 DP-121-SO-050-01 Primary 4.5 - 5	DP-121 07/21/2015 DP-121-SO-100-01 Primary 9.5 - 10	DP-122 07/21/2015 DP-122-SO-010-01 Primary 0.5 - 1	DP-122 07/21/2015 DP-122-SO-050-01 Primary 4.5 - 5	DP-122 07/21/2015 DP-122-SO-100-01 Primary 9.5 - 10	DP-123 07/21/2015 DP-123-SO-010-01 Primary 0.5 - 1	DP-123 07/21/2015 DP-123-SO-050-01 Primary 4.5 - 5	DP-123 07/21/2015 DP-123-SO-100-01 Primary 9.5 - 10	DP-124 07/22/2015 DP-124-SO-010-01 Primary 0.5 - 1	DP-124 07/22/2015 DP-124-SO-050-01 Primary 4.5 - 5	DP-124 07/22/2015 DP-124-SO-100-01 Primary 9.5 - 10	DP-125 07/22/2015 DP-125-SO-010-01 Primary 0.5 - 1
Inorganic Compounds (mg/kg)	mg/kg	mg/kg												
Aluminum	-	1.10E+06	6,800	6,700	2,600	7,700	7,500	3,800	6,300	7,700	4,900	5,600	8,100	4,200
Antimony	-	470	< 4.4	< 4.5	< 4.2	< 4.6	< 4.5	< 4.3	< 4.4	< 4.6	< 4.3	< 4.5	< 4.7	< 4.2
Arsenic	-	3	2.9	3	0.84	2.4	1.1	2	12	1.3	1.6	1.6	< 0.94	0.17 J
Barium	-	220000	77	58	8.3	130	67	12	160	71	28	140	61	47
Beryllium	-	2300	0.53	0.49	0.32 J	0.57	0.54	0.57	0.61	0.6	0.16 J	0.39 J	0.62	0.14 J
Cadmium	-	980	< 0.89	< 0.90	< 0.84	< 0.92	< 0.91	< 0.86	0.68 J	< 0.93	< 0.86	< 0.90	< 0.94	< 0.84
Calcium	-	-	8,900	1,200	260	11,000	2,000	270	11,000	1,200	54,000	36,000	870	14,000
Chromium	-	-	11	11	19	16	17	29	80	16	22	12	16	15
Cobalt	-	350	6.3	6.5	1.5 J	8.1	7.8	2.3	11	7.2	4.5	5.2	8.4	2.7
Copper	-	47000	12	12	4.2	17	14	6.3	52	16	18	13	15	10
Iron	-	820000	16,000	14,000	16,000	19,000	18,000	24,000	17,000	17,000	12,000	11,000	17,000	8,100
Lead	-	800	230	14	4.8	60	19	6.6	140	16	13	520	15	13
Magnesium	-	-	1,400	1,700	130	2,700	2,000	170	12,000	2,100	17,000	3,700	2,200	2,900
Manganese	-	26000	220	110	32	200	120	43	170	100	140	190	130	73
Mercury	-	40	0.23	0.030 J	0.020 J	0.09	0.1	< 0.070	0.29	0.09	0.020 J	0.73	0.09	0.020 J
Nickel	-	22000	8.6	11	3.8	12	13	5.4	90	14	30	7.4	14	17
Potassium	-	-	550	380	140 J	830	510	210	620	520	370	720	500	400
Selenium	-	5800	0.56 J	< 1.8	< 1.7	< 1.8	< 1.8	< 1.7	2.2	< 1.9	< 1.7	0.30 J	0.29 J	< 1.7
Silver	-	5800	< 0.89	< 0.90	< 0.84	< 0.92	< 0.91	< 0.86	< 0.88	< 0.93	< 0.86	< 0.90	< 0.94	< 0.84
Sodium	-	-	170 J	130 J	62 J	340	160 J	200	370	150 J	220	300	140 J	430
Thallium	-	12	< 1.8	< 1.8	< 1.7	< 1.8	< 1.8	< 1.7	< 1.8	< 1.9	< 1.7	< 1.8	< 1.9	< 1.7
Vanadium	-	5800	17	16	13	24	20	19	20	21	34	18	21	23
Zinc	-	350000	50	43	9	180	43	14	270	44	22	99	46	13
PCBs (mg/kg)														
Aroclor-1016 (PCB-1016)	-	30	-	-	-	-	-	-	-	-	-	-	-	-
Aroclor-1221 (PCB-1221)	-	0.66	-	-	-	-	-	-	-	-	-	-	-	-
Aroclor-1232 (PCB-1232)	-	0.66	-	-	-	-	-	-	-	-	-	-	-	-
Aroclor-1242 (PCB-1242)	-	1	-	-	-	-	-	-	-	-	-	-	-	-
Aroclor-1248 (PCB-1248)	-	1	-	-	-	-	-	-	-	-	-	-	-	-
Aroclor-1254 (PCB-1254)	-	1	-	-	-	-	-	-	-	-	-	-	-	-
Aroclor-1260 (PCB-1260)	-	1	-	-	-	-	-	-	-	-	-	-	-	-
Aroclor-1262 (PCB-1262)	-	-	-	-	-	-	-	-	-	-	-	-	-	-
Aroclor-1268 (PCB-1268)	-	-	-	-	-	-	-	-	-	-	-	-	-	-
Polychlorinated biphenyls (PCBs)	-	1	-	-	-	-	-	-	-	-	-	-	-	-

NOTES

- Bold where detected; highlighted where exceeds
- mg/kg = milligrams per kilogram
- ft bgs = feet below ground surface
- = screening level not available/sample not analyzed
- < = not detected at the indicated reporting limit
- J = estimated value
- P = relative percent difference between results for the two columns exceeds the method-specified criteria
- PCBs = polychlorinated biphenyls
- TPH = total petroleum hydrocarbons
- 1. DC Tier 0 Standards from the Tier 0 Standard Final Rulemaking published at 40 DCR 7835, 7892 (November 12, 1993); as amended by Final Rulemaking published at 46 DCR 7699 (October 1, 1999)
- 2. United States Environmental Protection Agency (EPA) Regional Screening Level (RSL) Summary Table (January 2015)

TABLE 2
 SUMMARY OF SOIL SAMPLE ANALYTICAL RESULTS AND EXCEEDANCES - METALS AND TPH
 BUZZARD POINT DC UNITED SOCCER STADIUM DEVELOPMENT
 WASHINGTON, D.C.

Location	DC Tier 0 Soil Standards ¹	EPA Regional Screening Level for Industrial Soil ²	DP-125 07/22/2015 DP-125-SO-050-01 Primary 4.5 - 5	DP-125 07/22/2015 DP-125-SO-100-01 Primary 9.5 - 10	DP-125 07/22/2015 DP-125-SO-100-02 Duplicate 9.5 - 10	DP-126 07/22/2015 DP-126-SO-010-01 Primary 0.5 - 1	DP-126 07/22/2015 DP-126-SO-050-01 Primary 4.5 - 5	DP-126 07/22/2015 DP-126-SO-100-01 Primary 9.5 - 10	DP-127 07/22/2015 DP-127-SO-010-01 Primary 0.5 - 1	DP-127 07/22/2015 DP-127-SO-050-01 Primary 4.5 - 5	DP-127 07/22/2015 DP-127-SO-100-01 Primary 9.5 - 10	DP-128 07/22/2015 DP-128-SO-010-01 Primary 0.5 - 1	DP-128 07/22/2015 DP-128-SO-050-01 Primary 4.5 - 5	DP-128 07/22/2015 DP-128-SO-100-01 Primary 9.5 - 10
Inorganic Compounds (mg/kg)	mg/kg	mg/kg												
Aluminum	-	1.10E+06	7,000	10,000	6,200	5,100	6,200	6,400	7,600	9,000	10,000	5,700	7,200	5,800
Antimony	-	470	< 4.8	< 4.7	< 4.7	< 4.5	< 4.2	< 4.5	< 4.3	< 4.4	< 4.7	< 4.2	< 4.4	< 4.6
Arsenic	-	3	0.29 J	< 0.94	< 0.93	1.2	7.4	< 0.91	2.8	< 0.88	0.67 J	9.7	0.94	< 0.93
Barium	-	220000	120	95	70	40	56	74	34	70	29	34	43	54
Beryllium	-	2300	0.6	0.83	0.58	0.15 J	0.47	0.51	0.19 J	0.39 J	0.23 J	0.25 J	0.30 J	0.52
Cadmium	-	980	< 0.96	< 0.94	< 0.93	< 0.90	< 0.85	< 0.91	< 0.86	< 0.88	< 0.95	0.090 J	< 0.87	< 0.93
Calcium	-	-	11,000	1,600	4,000	69,000	950	15,000	14,000	39,000	1,500	11,000	1,400	2,600
Chromium	-	-	14	18	13	27	13	15	26	43	14	26	10	14
Cobalt	-	350	8.2	8.6	7.6	5.2	5.8	9.2	6.8	7.1	3.2	5.7	5.2	6.9
Copper	-	47000	16	16	12	11	8.8	15	35	21	12	24	12	14
Iron	-	820000	16,000	21,000	17,000	8,300	18,000	15,000	16,000	14,000	24,000	16,000	19,000	14,000
Lead	-	800	490	22	32	16	28	31	15	22	13	40	21	22
Magnesium	-	-	1,800	2,900	1,500	9,000	970	1,600	7,100	7,800	450	4,600	600	1,600
Manganese	-	26000	160	120	250	150	96	110	180	280	81	150	140	110
Mercury	-	40	0.45	0.060 J	0.020 J	0.030 J	0.55	0.12	0.040 J	0.070 J	0.030 J	0.09	0.020 J	0.22
Nickel	-	22000	12	16	9.7	46	6.3	14	33	32	5	31	6.7	9.2
Potassium	-	-	590	530	490	490	500	470	660	1,400	380	360	390	440
Selenium	-	5800	< 1.9	< 1.9	< 1.9	< 1.8	0.44 J	0.45 J	< 1.7	< 1.8	< 1.9	0.30 J	0.33 J	< 1.9
Silver	-	5800	< 0.96	< 0.94	< 0.93	< 0.90	< 0.85	< 0.91	< 0.86	< 0.88	< 0.95	< 0.85	< 0.87	< 0.93
Sodium	-	-	330	170 J	120 J	230	120 J	170 J	94 J	94 J	< 190	120 J	< 170	170 J
Thallium	-	12	< 1.9	0.46 J	< 1.9	< 1.8	0.39 J	< 1.8	< 1.7	< 1.8	0.59 J	< 1.7	< 1.7	0.66 J
Vanadium	-	5800	21	24	19	23	21	18	38	32	30	34	24	21
Zinc	-	350000	140	60	66	24	57	44	29	32	21	41	34	36
PCBs (mg/kg)														
Aroclor-1016 (PCB-1016)	-	30	-	-	-	-	-	-	-	-	-	-	-	-
Aroclor-1221 (PCB-1221)	-	0.66	-	-	-	-	-	-	-	-	-	-	-	-
Aroclor-1232 (PCB-1232)	-	0.66	-	-	-	-	-	-	-	-	-	-	-	-
Aroclor-1242 (PCB-1242)	-	1	-	-	-	-	-	-	-	-	-	-	-	-
Aroclor-1248 (PCB-1248)	-	1	-	-	-	-	-	-	-	-	-	-	-	-
Aroclor-1254 (PCB-1254)	-	1	-	-	-	-	-	-	-	-	-	-	-	-
Aroclor-1260 (PCB-1260)	-	1	-	-	-	-	-	-	-	-	-	-	-	-
Aroclor-1262 (PCB-1262)	-	-	-	-	-	-	-	-	-	-	-	-	-	-
Aroclor-1268 (PCB-1268)	-	-	-	-	-	-	-	-	-	-	-	-	-	-
Polychlorinated biphenyls (PCBs)	-	1	-	-	-	-	-	-	-	-	-	-	-	-

NOTES

- Bold where detected; highlighted where exceeds
- mg/kg = milligrams per kilogram
- ft bgs = feet below ground surface
- = screening level not available/sample not analyzed
- < = not detected at the indicated reporting limit
- J = estimated value
- P = relative percent difference between results for the two columns exceeds the method-specified criteria
- PCBs = polychlorinated biphenyls
- TPH = total petroleum hydrocarbons
- 1. DC Tier 0 Standards from the Tier 0 Standard Final Rulemaking published at 40 DCR 7835, 7892 (November 12, 1993); as amended by Final Rulemaking published at 46 DCR 7699 (October 1, 1999)
- 2. United States Environmental Protection Agency (EPA) Regional Screening Level (RSL) Summary Table (January 2015)

TABLE 2
 SUMMARY OF SOIL SAMPLE ANALYTICAL RESULTS AND EXCEEDANCES - METALS AND TPH
 BUZZARD POINT DC UNITED SOCCER STADIUM DEVELOPMENT
 WASHINGTON, D.C.

Location	DC Tier 0 Soil Standards ¹	EPA Regional Screening Level for Industrial Soil ²	DP-129 07/22/2015 DP-129-SO-010-01 Primary 0.5 - 1	DP-129 07/22/2015 DP-129-SO-050-01 Primary 4.5 - 5	DP-129 07/22/2015 DP-129-SO-100-01 Primary 9.5 - 10	DP-130 07/22/2015 DP-130-SO-010-01 Primary 0.5 - 1	DP-130 07/22/2015 DP-130-SO-050-01 Primary 4.5 - 5	DP-130 07/22/2015 DP-130-SO-100-01 Primary 9.5 - 10	DP-131 07/22/2015 DP-131-SO-010-01 Primary 0.5 - 1	DP-131 07/22/2015 DP-131-SO-050-01 Primary 4.5 - 5	DP-131 07/22/2015 DP-131-SO-100-01 Primary 9.5 - 10	DP-132 07/22/2015 DP-132-SO-010-01 Primary 0.5 - 1	DP-132 07/22/2015 DP-132-SO-050-01 Primary 4.5 - 5	DP-132 07/22/2015 DP-132-SO-100-01 Primary 9.5 - 10
Inorganic Compounds (mg/kg)	mg/kg	mg/kg												
Aluminum	-	1.10E+06	9,700	6,200	8,500	6,000	3,700	7,900	5,000	4,100	7,600	5,400	4,300	9,600
Antimony	-	470	< 4.4	< 4.6	< 4.6	< 4.4	< 4.3	< 4.8	< 4.0	< 4.5	< 4.5	< 4.2	< 4.3	< 4.7
Arsenic	-	3	1.3	5.9	< 0.92	1.4	0.94	< 0.95	< 0.80	4.3	< 0.89	1.8	0.39 J	0.79 J
Barium	-	220000	40	91	70	51	16	72	9.2	20	66	44	28	59
Beryllium	-	2300	0.29 J	0.56	0.64	0.43 J	0.16 J	0.66	< 0.40	0.22 J	0.6	0.26 J	0.29 J	0.54
Cadmium	-	980	< 0.88	< 0.91	< 0.92	< 0.88	< 0.87	< 0.95	< 0.80	< 0.90	< 0.89	0.14 J	< 0.86	< 0.94
Calcium	-	-	930	4,000	1,100	3,400	750	1,300	2,700	3,600	970	42,000	1,100	760
Chromium	-	-	17	14	18	23	13	16	11	26	16	12	10	19
Cobalt	-	350	3.2	8.2	9.5	7.7	1.4 J	7.7	6.6	6.4	8.1	4.1	3.2	7.3
Copper	-	47000	6	17	16	17	6.2	16	53	19	14	19	7.5	12
Iron	-	820000	14,000	15,000	19,000	20,000	12,000	19,000	10,000	13,000	19,000	12,000	11,000	20,000
Lead	-	800	12	64	14	73	23	39	3.7 J	34	12	77	19	26
Magnesium	-	-	1,300	1,100	2,600	4,300	510	1,900	3,400	6,800	2,200	2,800	580	1,300
Manganese	-	26000	84	260	160	200	26	200	93	130	180	140	64	140
Mercury	-	40	0.040 J	0.22	0.040 J	0.17	0.08	0.28	< 0.070	0.050 J	0.030 J	0.12	0.040 J	0.060 J
Nickel	-	22000	10	9.6	16	43	4.4	12	11	55	13	8.5	4.7	9.6
Potassium	-	-	380	460	470	430	200 J	440	270	340	410	360	270	420
Selenium	-	5800	0.31 J	< 1.8	< 1.8	< 1.8	0.38 J	0.38 J	< 1.6	< 1.8	0.35 J	< 1.7	< 1.7	0.45 J
Silver	-	5800	< 0.88	< 0.91	< 0.92	< 0.88	< 0.87	< 0.95	< 0.80	< 0.90	< 0.89	< 0.85	< 0.86	< 0.94
Sodium	-	-	62 J	42 J	< 180	160 J	86 J	39 J	390	160 J	85 J	68 J	44 J	110 J
Thallium	-	12	0.44 J	< 1.8	0.40 J	< 1.8	0.45 J	< 1.9	< 1.6	< 1.8	< 1.8	< 1.7	< 1.7	< 1.9
Vanadium	-	5800	24	24	23	23	21	22	48	25	20	20	15	33
Zinc	-	350000	19	48	52	62	13	46	18	28	43	52	27	33
PCBs (mg/kg)														
Aroclor-1016 (PCB-1016)	-	30	-	-	-	-	-	-	-	-	-	-	-	-
Aroclor-1221 (PCB-1221)	-	0.66	-	-	-	-	-	-	-	-	-	-	-	-
Aroclor-1232 (PCB-1232)	-	0.66	-	-	-	-	-	-	-	-	-	-	-	-
Aroclor-1242 (PCB-1242)	-	1	-	-	-	-	-	-	-	-	-	-	-	-
Aroclor-1248 (PCB-1248)	-	1	-	-	-	-	-	-	-	-	-	-	-	-
Aroclor-1254 (PCB-1254)	-	1	-	-	-	-	-	-	-	-	-	-	-	-
Aroclor-1260 (PCB-1260)	-	1	-	-	-	-	-	-	-	-	-	-	-	-
Aroclor-1262 (PCB-1262)	-	-	-	-	-	-	-	-	-	-	-	-	-	-
Aroclor-1268 (PCB-1268)	-	-	-	-	-	-	-	-	-	-	-	-	-	-
Polychlorinated biphenyls (PCBs)	-	1	-	-	-	-	-	-	-	-	-	-	-	-

NOTES
 Bold where detected; highlighted where exceeds
 mg/kg = milligrams per kilogram
 ft bgs = feet below ground surface
 -- = screening level not available/sample not analyzed
 < = not detected at the indicated reporting limit
 J = estimated value
 P = relative percent difference between results for the two columns exceeds the method-specified criteria
 PCBs = polychlorinated biphenyls
 TPH = total petroleum hydrocarbons
 1. DC Tier 0 Standards from the Tier 0 Standard Final Rulemaking published at 40 DCR 7835, 7892 (November 12, 1993); as amended by Final Rulemaking published at 46 DCR 7699 (October 1, 1999)
 2. United States Environmental Protection Agency (EPA) Regional Screening Level (RSL) Summary Table (January 2015)

TABLE 2
 SUMMARY OF SOIL SAMPLE ANALYTICAL RESULTS AND EXCEEDANCES - METALS AND TPH
 BUZZARD POINT DC UNITED SOCCER STADIUM DEVELOPMENT
 WASHINGTON, D.C.

Location	DC Tier 0 Soil Standards ¹	EPA Regional Screening Level for Industrial Soil ²	DP-133 07/22/2015 DP-133-SO-010-01 Primary 0.5 - 1	DP-133 07/22/2015 DP-133-SO-050-01 Primary 4.5 - 5	DP-133 07/22/2015 DP-133-SO-100-01 Primary 9.5 - 10	DP-133 07/22/2015 DP-133-SO-100-02 Duplicate 9.5 - 10	DP-134 07/22/2015 DP-134-SO-010-01 Primary 0.5 - 1	DP-134 07/22/2015 DP-134-SO-050-01 Primary 4.5 - 5	DP-134 07/22/2015 DP-134-SO-100-01 Primary 9.5 - 10	DP-135 07/22/2015 DP-135-SO-010-01 Primary 0.5 - 1	DP-135 07/22/2015 DP-135-SO-050-01 Primary 4.5 - 5	DP-136 07/23/2015 DP-136-SO-010-01 Primary 0.5 - 1	DP-136 07/23/2015 DP-136-SO-050-01 Primary 4.5 - 5	DP-136 07/23/2015 DP-136-SO-100-01 Primary 9.5 - 10
Inorganic Compounds (mg/kg)	mg/kg	mg/kg												
Aluminum	-	1.10E+06	7,400	12,000	10,000	10,000	7,900	7,200	13,000	6,900	8,600	-	-	-
Antimony	-	470	< 4.4	< 4.7	< 4.6	< 4.6	< 4.3	< 4.4	< 4.7	< 4.5	< 4.4	-	-	-
Arsenic	-	3	15	12	11	10	9.5	5.7	15	11	5.3	-	-	-
Barium	-	220000	29	52	56	56	57	54	66	53	75	-	-	-
Beryllium	-	2300	< 0.44	0.74	0.66	0.63	0.32 J	0.34 J	0.67	0.36 J	0.45	-	-	-
Cadmium	-	980	< 0.89	< 0.94	< 0.93	< 0.92	0.10 J	0.090 J	< 0.95	0.12 J	0.070 J	-	-	-
Calcium	-	-	9,100	100	120	110	40,000	50,000	1,400	55,000	54,000	-	-	-
Chromium	-	-	16	19	14	15	47	26	20	46	30	-	-	-
Cobalt	-	350	7.5	8.4	15	11	8.6	5.3	10	8.3	4.4	-	-	-
Copper	-	47000	49	15	14	14	20	15	15	12	11	-	-	-
Iron	-	820000	19,000	25,000	22,000	21,000	15,000	10,000	29,000	21,000	9,400	-	-	-
Lead	-	800	10	< 4.7	< 4.6	< 4.6	23	21	< 4.7	15	24	-	-	-
Magnesium	-	-	4,500	2,600	2,200	2,200	11,000	5,800	2,000	12,000	7,000	-	-	-
Manganese	-	26000	170	250	460	290	230	200	260	210	500	-	-	-
Mercury	-	40	0.08	0.020 J	0.030 J	0.030 J	0.09	0.09	0.16	0.060 J	0.050 J	-	-	-
Nickel	-	22000	15	14	13	13	86	30	12	78	19	-	-	-
Potassium	-	-	490	500	470	470	920	810	560	600	750	-	-	-
Selenium	-	5800	< 1.8	< 1.9	< 1.8	< 1.8	< 1.7	< 1.7	< 1.9	< 1.8	< 1.8	-	-	-
Silver	-	5800	< 0.89	< 0.94	< 0.93	< 0.92	< 0.86	< 0.87	< 0.95	< 0.90	< 0.88	-	-	-
Sodium	-	-	340	73 J	87 J	78 J	380	260	83 J	150 J	250	-	-	-
Thallium	-	12	< 1.8	< 1.9	< 1.8	< 1.8	< 1.7	< 1.7	< 1.9	< 1.8	< 1.8	-	-	-
Vanadium	-	5800	70	28	24	24	35	23	32	26	38	-	-	-
Zinc	-	350000	46	49	46	45	37	30	44	34	31	-	-	-
PCBs (mg/kg)														
Aroclor-1016 (PCB-1016)	-	30	-	-	-	-	-	-	-	-	-	-	-	-
Aroclor-1221 (PCB-1221)	-	0.66	-	-	-	-	-	-	-	-	-	-	-	-
Aroclor-1232 (PCB-1232)	-	0.66	-	-	-	-	-	-	-	-	-	-	-	-
Aroclor-1242 (PCB-1242)	-	1	-	-	-	-	-	-	-	-	-	-	-	-
Aroclor-1248 (PCB-1248)	-	1	-	-	-	-	-	-	-	-	-	-	-	-
Aroclor-1254 (PCB-1254)	-	1	-	-	-	-	-	-	-	-	-	-	-	-
Aroclor-1260 (PCB-1260)	-	1	-	-	-	-	-	-	-	-	-	-	-	-
Aroclor-1262 (PCB-1262)	-	-	-	-	-	-	-	-	-	-	-	-	-	-
Aroclor-1268 (PCB-1268)	-	-	-	-	-	-	-	-	-	-	-	-	-	-
Polychlorinated biphenyls (PCBs)	-	1	-	-	-	-	-	-	-	-	-	-	-	-

NOTES

- Bold where detected; highlighted where exceeds
- mg/kg = milligrams per kilogram
- ft bgs = feet below ground surface
- = screening level not available/sample not analyzed
- < = not detected at the indicated reporting limit
- J = estimated value
- P = relative percent difference between results for the two columns exceeds the method-specified criteria
- PCBs = polychlorinated biphenyls
- TPH = total petroleum hydrocarbons
- 1. DC Tier 0 Standards from the Tier 0 Standard Final Rulemaking published at 40 DCR 7835, 7892 (November 12, 1993); as amended by Final Rulemaking published at 46 DCR 7699 (October 1, 1999)
- 2. United States Environmental Protection Agency (EPA) Regional Screening Level (RSL) Summary Table (January 2015)

TABLE 2
 SUMMARY OF SOIL SAMPLE ANALYTICAL RESULTS AND EXCEEDANCES - METALS AND TPH
 BUZZARD POINT DC UNITED SOCCER STADIUM DEVELOPMENT
 WASHINGTON, D.C.

Location	DC Tier 0 Soil Standards ¹	EPA Regional Screening Level for Industrial Soil ²	DP-137 07/23/2015 DP-137-SO-010-01 Primary 0.5 - 1	DP-137 07/23/2015 DP-137-SO-050-01 Primary 4.5 - 5	DP-137 07/23/2015 DP-137-SO-100-01 Primary 9.5 - 10	DP-138 07/23/2015 DP-138-SO-010-01 Primary 0.5 - 1	DP-138 07/23/2015 DP-138-SO-050-01 Primary 4.5 - 5	DP-138 07/23/2015 DP-138-SO-100-01 Primary 9.5 - 10	DP-139 07/23/2015 DP-139-SO-010-01 Primary 0.5 - 1	DP-139 07/23/2015 DP-139-SO-050-01 Primary 4.5 - 5	DP-139 07/23/2015 DP-139-SO-100-01 Primary 9.5 - 10	DP-139 07/23/2015 DP-139-SO-100-02 Duplicate 9.5 - 10	DP-140 07/23/2015 DP-140-SO-010-01 Primary 0.5 - 1	DP-140 07/23/2015 DP-140-SO-050-01 Primary 4.5 - 5
Inorganic Compounds (mg/kg)	mg/kg	mg/kg												
Aluminum	-	1.10E+06	5,300	9,400	13,000	7,100	6,800	3,400	3,800	6,700	6,700	8,200	3,800	7,000
Antimony	-	470	< 4.4	0.86 J	< 4.7	1.4 J	< 4.7	2.7 J	< 4.4	1.2 J	2.1 J	4.0 J	< 4.3	1.0 J
Arsenic	-	3	5.8	7.1	5.6	3.8	8.9	7	2.9	10	11	14	5.7	47
Barium	-	220000	13	150	350	42	63	45	7.4	62	91	92	10	150
Beryllium	-	2300	< 0.44	0.55	0.68	0.36 J	0.68	0.24 J	< 0.44	0.54	0.49	0.6	< 0.43	1.2
Cadmium	-	980	< 0.87	< 0.91	< 0.95	< 0.84	0.080 J	0.080 J	< 0.87	0.38 J	0.30 J	0.34 J	< 0.86	0.23 J
Calcium	-	-	36,000	4,000	2,200	8,000	1,400	28,000	590	8,600	10,000	11,000	820	3,400
Chromium	-	-	12	19	19	14	14	11	7.2	14	15	19	10	14
Cobalt	-	350	4.2	7.6	6.5	7.2	9.1	4.6	< 1.7	7.6	8.1	7.3	3	8.5
Copper	-	47000	26	30	14	15	14	11	2	23	47	54	5.5	48
Iron	-	820000	10,000	19,000	23,000	17,000	16,000	9,400	6,000	18,000	18,000	24,000	11,000	20,000
Lead	-	800	6.2	200	18	40	9.2	55	1.9 J	140	230	400	1.9 J	240
Magnesium	-	-	20,000	1,600	1,600	1,200	1,400	1,000	120	1,500	1,400	3,600	450	940
Manganese	-	26000	150	370	260	200	140	180	3.9	180	220	240	47	280
Mercury	-	40	0.040 J	1.6	0.030 J	0.51	0.12	0.52	1.1	0.47	1.1	2.1	0.020 J	13
Nickel	-	22000	11	12	10	9.1	12	6.5	0.56 J	12	14	21	2.2	14
Potassium	-	-	360	800	710	590	590	360	160 J	600	600	660	160 J	580
Selenium	-	5800	0.41 J	0.38 J	0.38 J	< 1.7	< 1.9	< 1.8	< 1.7	< 1.8	< 1.8	< 1.8	< 1.7	2.5
Silver	-	5800	< 0.87	< 0.91	< 0.95	< 0.84	< 0.94	< 0.91	< 0.87	< 0.89	< 0.91	< 0.92	< 0.86	< 0.90
Sodium	-	-	310	96 J	86 J	58 J	64 J	140 J	51 J	170 J	140 J	140 J	110 J	210
Thallium	-	12	< 1.7	< 1.8	< 1.9	< 1.7	< 1.9	< 1.8	< 1.7	< 1.8	< 1.8	< 1.8	< 1.7	< 1.8
Vanadium	-	5800	38	22	29	24	21	16	16	22	21	30	22	27
Zinc	-	350000	26	120	560	39	42	50	1.3 J	72	160	180	7	110
PCBs (mg/kg)														
Aroclor-1016 (PCB-1016)	-	30	-	-	-	-	-	-	-	-	-	-	-	-
Aroclor-1221 (PCB-1221)	-	0.66	-	-	-	-	-	-	-	-	-	-	-	-
Aroclor-1232 (PCB-1232)	-	0.66	-	-	-	-	-	-	-	-	-	-	-	-
Aroclor-1242 (PCB-1242)	-	1	-	-	-	-	-	-	-	-	-	-	-	-
Aroclor-1248 (PCB-1248)	-	1	-	-	-	-	-	-	-	-	-	-	-	-
Aroclor-1254 (PCB-1254)	-	1	-	-	-	-	-	-	-	-	-	-	-	-
Aroclor-1260 (PCB-1260)	-	1	-	-	-	-	-	-	-	-	-	-	-	-
Aroclor-1262 (PCB-1262)	-	-	-	-	-	-	-	-	-	-	-	-	-	-
Aroclor-1268 (PCB-1268)	-	-	-	-	-	-	-	-	-	-	-	-	-	-
Polychlorinated biphenyls (PCBs)	-	1	-	-	-	-	-	-	-	-	-	-	-	-

NOTES

- Bold where detected; highlighted where exceeds
- mg/kg = milligrams per kilogram
- ft bgs = feet below ground surface
- = screening level not available/sample not analyzed
- < = not detected at the indicated reporting limit
- J = estimated value
- P = relative percent difference between results for the two columns exceeds the method-specified criteria
- PCBs = polychlorinated biphenyls
- TPH = total petroleum hydrocarbons
- 1. DC Tier 0 Standards from the Tier 0 Standard Final Rulemaking published at 40 DCR 7835, 7892 (November 12, 1993); as amended by Final Rulemaking published at 46 DCR 7699 (October 1, 1999)
- 2. United States Environmental Protection Agency (EPA) Regional Screening Level (RSL) Summary Table (January 2015)

TABLE 2
 SUMMARY OF SOIL SAMPLE ANALYTICAL RESULTS AND EXCEEDANCES - METALS AND TPH
 BUZZARD POINT DC UNITED SOCCER STADIUM DEVELOPMENT
 WASHINGTON, D.C.

Location			DP-140	DP-141	DP-141	DP-141	DP-142	DP-142	DP-142	DP-143	DP-143	DP-143	DP-144	DP-144
Sample Date			07/23/2015	07/23/2015	07/23/2015	07/23/2015	07/23/2015	07/23/2015	07/23/2015	07/23/2015	07/23/2015	07/23/2015	07/23/2015	07/23/2015
Sample Name			DP-140-SO-100-01	DP-141-SO-010-01	DP-141-SO-050-01	DP-141-SO-100-01	DP-142-SO-010-01	DP-142-SO-050-01	DP-142-SO-100-01	DP-143-SO-010-01	DP-143-SO-050-01	DP-143-SO-100-01	DP-144-SO-010-01	DP-144-SO-050-01
Sample Type			Primary	Primary	Primary	Primary	Primary	Primary	Primary	Primary	Primary	Primary	Primary	Primary
Sample Depth Interval (ft bgs)			9.5 - 10	0.5 - 1	4.5 - 5	9.5 - 10	0.5 - 1	4.5 - 5	9.5 - 10	0.5 - 1	4.5 - 5	9.5 - 10	0.5 - 1	4.5 - 5
Inorganic Compounds (mg/kg)	mg/kg	mg/kg												
Aluminum	-	1.10E+06	3,600	7,200	9,300	3,400	-	-	-	-	-	-	-	-
Antimony	-	470	10	< 4.3	< 4.5	0.79 J	-	-	-	-	-	-	-	-
Arsenic	-	3	33	8.6	10	6.4	-	-	-	-	-	-	-	-
Barium	-	220000	310	100	90	120	-	-	-	-	-	-	-	-
Beryllium	-	2300	0.53	0.59	0.7	0.27 J	-	-	-	-	-	-	-	-
Cadmium	-	980	7.6	0.28 J	0.16 J	0.24 J	-	-	-	-	-	-	-	-
Calcium	-	-	4,100	5,000	2,500	6,700	-	-	-	-	-	-	-	-
Chromium	-	-	16	15	15	7.9	-	-	-	-	-	-	-	-
Cobalt	-	350	4.7	7.9	6.4	3.6	-	-	-	-	-	-	-	-
Copper	-	47000	75	28	14	18	-	-	-	-	-	-	-	-
Iron	-	820000	33,000	15,000	18,000	8,500	-	-	-	-	-	-	-	-
Lead	-	800	1,100	84	38	360	-	-	-	-	-	-	-	-
Magnesium	-	-	580	1,300	1,400	510	-	-	-	-	-	-	-	-
Manganese	-	26000	220	130	190	160	-	-	-	-	-	-	-	-
Mercury	-	40	0.46	1.5	1.6	1.2	-	-	-	-	-	-	-	-
Nickel	-	22000	9.5	11	10	6.8	-	-	-	-	-	-	-	-
Potassium	-	-	280	550	550	420	-	-	-	-	-	-	-	-
Selenium	-	5800	0.49 J	< 1.7	< 1.8	< 1.9	-	-	-	-	-	-	-	-
Silver	-	5800	< 1.0	< 0.85	< 0.89	< 0.94	-	-	-	-	-	-	-	-
Sodium	-	-	190 J	140 J	60 J	150 J	-	-	-	-	-	-	-	-
Thallium	-	12	< 2.0	< 1.7	< 1.8	< 1.9	-	-	-	-	-	-	-	-
Vanadium	-	5800	16	24	25	13	-	-	-	-	-	-	-	-
Zinc	-	350000	1,900	100	69	130	-	-	-	-	-	-	-	-
PCBs (mg/kg)														
Aroclor-1016 (PCB-1016)	-	30	-	-	-	-	-	-	-	-	-	-	-	-
Aroclor-1221 (PCB-1221)	-	0.66	-	-	-	-	-	-	-	-	-	-	-	-
Aroclor-1232 (PCB-1232)	-	0.66	-	-	-	-	-	-	-	-	-	-	-	-
Aroclor-1242 (PCB-1242)	-	1	-	-	-	-	-	-	-	-	-	-	-	-
Aroclor-1248 (PCB-1248)	-	1	-	-	-	-	-	-	-	-	-	-	-	-
Aroclor-1254 (PCB-1254)	-	1	-	-	-	-	-	-	-	-	-	-	-	-
Aroclor-1260 (PCB-1260)	-	1	-	-	-	-	-	-	-	-	-	-	-	-
Aroclor-1262 (PCB-1262)	-	-	-	-	-	-	-	-	-	-	-	-	-	-
Aroclor-1268 (PCB-1268)	-	-	-	-	-	-	-	-	-	-	-	-	-	-
Polychlorinated biphenyls (PCBs)	-	1	-	-	-	-	-	-	-	-	-	-	-	-

NOTES

- Bold where detected; highlighted where exceeds
- mg/kg = milligrams per kilogram
- ft bgs = feet below ground surface
- = screening level not available/sample not analyzed
- < = not detected at the indicated reporting limit
- J = estimated value
- P = relative percent difference between results for the two columns exceeds the method-specified criteria
- PCBs = polychlorinated biphenyls
- TPH = total petroleum hydrocarbons
- 1. DC Tier 0 Standards from the Tier 0 Standard Final Rulemaking published at 40 DCR 7835, 7892 (November 12, 1993); as amended by Final Rulemaking published at 46 DCR 7699 (October 1, 1999)
- 2. United States Environmental Protection Agency (EPA) Regional Screening Level (RSL) Summary Table (January 2015)

TABLE 2
 SUMMARY OF SOIL SAMPLE ANALYTICAL RESULTS AND EXCEEDANCES - METALS AND TPH
 BUZZARD POINT DC UNITED SOCCER STADIUM DEVELOPMENT
 WASHINGTON, D.C.

Location	DC Tier 0 Soil Standards ¹	EPA Regional Screening Level for Industrial Soil ²	DP-144 07/23/2015 DP-144-SO-100-01 Primary 9.5 - 10	DP-145 07/23/2015 DP-145-SO-010-01 Primary 0.5 - 1	DP-145 07/23/2015 DP-145-SO-050-01 Primary 4.5 - 5	DP-145 07/23/2015 DP-145-SO-100-01 Primary 9.5 - 10	DP-145 07/23/2015 DP-145-SO-100-02 Duplicate 9.5 - 10	DP-146 07/23/2015 DP-146-SO-010-01 Primary 0.5 - 1	DP-146 07/23/2015 DP-146-SO-050-01 Primary 4.5 - 5	DP-146 07/23/2015 DP-146-SO-100-01 Primary 9.5 - 10	DP-147 07/24/2015 DP-147-SO-010-01 Primary 0.5 - 1	DP-147 07/24/2015 DP-147-SO-050-01 Primary 4.5 - 5	DP-147 07/24/2015 DP-147-SO-050-02 Duplicate 4.5 - 5	DP-147 07/24/2015 DP-147-SO-100-01 Primary 9.5 - 10
Inorganic Compounds (mg/kg)	mg/kg	mg/kg												
Aluminum	-	1.10E+06	-	-	-	-	-	-	-	-	-	-	-	-
Antimony	-	470	-	-	-	-	-	-	-	-	-	-	-	-
Arsenic	-	3	-	-	-	-	-	-	-	-	-	-	-	-
Barium	-	220000	-	-	-	-	-	-	-	-	-	-	-	-
Beryllium	-	2300	-	-	-	-	-	-	-	-	-	-	-	-
Cadmium	-	980	-	-	-	-	-	-	-	-	-	-	-	-
Calcium	-	-	-	-	-	-	-	-	-	-	-	-	-	-
Chromium	-	-	-	-	-	-	-	-	-	-	-	-	-	-
Cobalt	-	350	-	-	-	-	-	-	-	-	-	-	-	-
Copper	-	47000	-	-	-	-	-	-	-	-	-	-	-	-
Iron	-	820000	-	-	-	-	-	-	-	-	-	-	-	-
Lead	-	800	-	-	-	-	-	-	-	-	-	-	-	-
Magnesium	-	-	-	-	-	-	-	-	-	-	-	-	-	-
Manganese	-	26000	-	-	-	-	-	-	-	-	-	-	-	-
Mercury	-	40	-	-	-	-	-	-	-	-	-	-	-	-
Nickel	-	22000	-	-	-	-	-	-	-	-	-	-	-	-
Potassium	-	-	-	-	-	-	-	-	-	-	-	-	-	-
Selenium	-	5800	-	-	-	-	-	-	-	-	-	-	-	-
Silver	-	5800	-	-	-	-	-	-	-	-	-	-	-	-
Sodium	-	-	-	-	-	-	-	-	-	-	-	-	-	-
Thallium	-	12	-	-	-	-	-	-	-	-	-	-	-	-
Vanadium	-	5800	-	-	-	-	-	-	-	-	-	-	-	-
Zinc	-	350000	-	-	-	-	-	-	-	-	-	-	-	-
PCBs (mg/kg)														
Aroclor-1016 (PCB-1016)	-	30	-	-	-	-	-	-	-	-	-	-	-	-
Aroclor-1221 (PCB-1221)	-	0.66	-	-	-	-	-	-	-	-	-	-	-	-
Aroclor-1232 (PCB-1232)	-	0.66	-	-	-	-	-	-	-	-	-	-	-	-
Aroclor-1242 (PCB-1242)	-	1	-	-	-	-	-	-	-	-	-	-	-	-
Aroclor-1248 (PCB-1248)	-	1	-	-	-	-	-	-	-	-	-	-	-	-
Aroclor-1254 (PCB-1254)	-	1	-	-	-	-	-	-	-	-	-	-	-	-
Aroclor-1260 (PCB-1260)	-	1	-	-	-	-	-	-	-	-	-	-	-	-
Aroclor-1262 (PCB-1262)	-	-	-	-	-	-	-	-	-	-	-	-	-	-
Aroclor-1268 (PCB-1268)	-	-	-	-	-	-	-	-	-	-	-	-	-	-
Polychlorinated biphenyls (PCBs)	-	1	-	-	-	-	-	-	-	-	-	-	-	-

NOTES

- Bold where detected; highlighted where exceeds
- mg/kg = milligrams per kilogram
- ft bgs = feet below ground surface
- = screening level not available/sample not analyzed
- < = not detected at the indicated reporting limit
- J = estimated value
- P = relative percent difference between results for the two columns exceeds the method-specified criteria
- PCBs = polychlorinated biphenyls
- TPH = total petroleum hydrocarbons
- 1. DC Tier 0 Standards from the Tier 0 Standard Final Rulemaking published at 40 DCR 7835, 7892 (November 12, 1993); as amended by Final Rulemaking published at 46 DCR 7699 (October 1, 1999)
- 2. United States Environmental Protection Agency (EPA) Regional Screening Level (RSL) Summary Table (January 2015)

TABLE 2
 SUMMARY OF SOIL SAMPLE ANALYTICAL RESULTS AND EXCEEDANCES - METALS AND TPH
 BUZZARD POINT DC UNITED SOCCER STADIUM DEVELOPMENT
 WASHINGTON, D.C.

Location	DC Tier 0 Soil Standards ¹	EPA Regional Screening Level for Industrial Soil ²	DP-148 07/24/2015 DP-148-SO-010-01 Primary 0.5 - 1	DP-148 07/24/2015 DP-148-SO-050-01 Primary 4.5 - 5	DP-148 07/24/2015 DP-148-SO-100-01 Primary 9.5 - 10	DP-149 07/24/2015 DP-149-SO-010-01 Primary 0.5 - 1	DP-149 07/24/2015 DP-149-SO-050-01 Primary 4.5 - 5	DP-149 07/24/2015 DP-149-SO-100-01 Primary 9.5 - 10	DP-150 07/24/2015 DP-150-SO-010-01 Primary 0.5 - 1	DP-150 07/24/2015 DP-150-SO-050-01 Primary 4.5 - 5	DP-150 07/24/2015 DP-150-SO-100-01 Primary 9.5 - 10	GSS-603-800-1 04/10/2015 GSS-603-800-1-1 Primary 3.5 - 5	GSS-603-800-1 04/10/2015 GSS-603-800-1-2 Primary 8.5 - 10	GSS-603-800-2 04/10/2015 GSS-603-800-2-1 Primary 3.5 - 5
Inorganic Compounds (mg/kg)	mg/kg	mg/kg												
Aluminum	-	1.10E+06	-	-	-	-	-	-	-	-	-	7,830	6,220	4,660
Antimony	-	470	-	-	-	-	-	-	-	-	-	1.7	2.9	1.4
Arsenic	-	3	-	-	-	-	-	-	-	-	-	10.7	19.3	16
Barium	-	220000	-	-	-	-	-	-	-	-	-	233	301	211
Beryllium	-	2300	-	-	-	-	-	-	-	-	-	0.62	0.75	0.55
Cadmium	-	980	-	-	-	-	-	-	-	-	-	1.2	0.56	2.1
Calcium	-	-	-	-	-	-	-	-	-	-	-	8,370	8,800	10,800
Chromium	-	-	-	-	-	-	-	-	-	-	-	16	13.2	25.2
Cobalt	-	350	-	-	-	-	-	-	-	-	-	5.3	6.5	6.4
Copper	-	47000	-	-	-	-	-	-	-	-	-	67.4	56.6	211
Iron	-	820000	-	-	-	-	-	-	-	-	-	13,100	33,100	65,800
Lead	-	800	-	-	-	-	-	-	-	-	-	157	583	333
Magnesium	-	-	-	-	-	-	-	-	-	-	-	736	942	508
Manganese	-	26000	-	-	-	-	-	-	-	-	-	1,020	210	190
Mercury	-	40	-	-	-	-	-	-	-	-	-	0.16	0.64	0.3
Nickel	-	22000	-	-	-	-	-	-	-	-	-	16	14.7	40.1
Potassium	-	-	-	-	-	-	-	-	-	-	-	670	871	1,040
Selenium	-	5800	-	-	-	-	-	-	-	-	-	< 1.0	< 1.3	< 1.1
Silver	-	5800	-	-	-	-	-	-	-	-	-	< 0.52	0.89	1.4
Sodium	-	-	-	-	-	-	-	-	-	-	-	< 521	< 666	< 561
Thallium	-	12	-	-	-	-	-	-	-	-	-	< 1.0	< 1.3	< 1.1
Vanadium	-	5800	-	-	-	-	-	-	-	-	-	25.2	25.7	33.2
Zinc	-	350000	-	-	-	-	-	-	-	-	-	339	313	712
PCBs (mg/kg)														
Aroclor-1016 (PCB-1016)	-	30	-	-	-	-	-	-	-	-	-	< 0.372	< 0.229	< 0.407
Aroclor-1221 (PCB-1221)	-	0.66	-	-	-	-	-	-	-	-	-	< 0.372	< 0.229	< 0.407
Aroclor-1232 (PCB-1232)	-	0.66	-	-	-	-	-	-	-	-	-	< 0.372	< 0.229	< 0.407
Aroclor-1242 (PCB-1242)	-	1	-	-	-	-	-	-	-	-	-	< 0.372	< 0.229	< 0.407
Aroclor-1248 (PCB-1248)	-	1	-	-	-	-	-	-	-	-	-	< 0.372	< 0.229	< 0.407
Aroclor-1254 (PCB-1254)	-	1	-	-	-	-	-	-	-	-	-	< 0.372	< 0.229	< 0.407
Aroclor-1260 (PCB-1260)	-	1	-	-	-	-	-	-	-	-	-	< 0.372	< 0.229	< 0.407
Aroclor-1262 (PCB-1262)	-	-	-	-	-	-	-	-	-	-	-	-	-	-
Aroclor-1268 (PCB-1268)	-	-	-	-	-	-	-	-	-	-	-	-	-	-
Polychlorinated biphenyls (PCBs)	-	1	-	-	-	-	-	-	-	-	-	-	-	-

NOTES

- Bold where detected; highlighted where exceeds
- mg/kg = milligrams per kilogram
- ft bgs = feet below ground surface
- = screening level not available/sample not analyzed
- < = not detected at the indicated reporting limit
- J = estimated value
- P = relative percent difference between results for the two columns exceeds the method-specified criteria
- PCBs = polychlorinated biphenyls
- TPH = total petroleum hydrocarbons
- 1. DC Tier 0 Standards from the Tier 0 Standard Final Rulemaking published at 40 DCR 7835, 7892 (November 12, 1993); as amended by Final Rulemaking published at 46 DCR 7699 (October 1, 1999)
- 2. United States Environmental Protection Agency (EPA) Regional Screening Level (RSL) Summary Table (January 2015)

TABLE 2
 SUMMARY OF SOIL SAMPLE ANALYTICAL RESULTS AND EXCEEDANCES - METALS AND TPH
 BUZZARD POINT DC UNITED SOCCER STADIUM DEVELOPMENT
 WASHINGTON, D.C.

Location Sample Date Sample Name Sample Type Sample Depth Interval (ft bgs)	DC Tier 0 Soil Standards ¹	EPA Regional Screening Level for Industrial Soil ²	GSS-603-800-2 04/10/2015 GSS-603-800-2-2 Primary 8.5 - 10	GSS-603-800-3 04/10/2015 GSS-603-800-3-1 Primary 3.5 - 5	GSS-603-800-3 04/10/2015 GSS-603-800-3-2 Primary 8.5 - 10	GTW-605-802-10 04/21/2015 GTW-605-802-10-1 Primary 1.5 - 5	GTW-605-802-2 04/22/2015 GTW-605-802-2-1 Primary 5 - 10	GTW-605-802-6 04/09/2015 GTW-605-802-6-1 Primary 3 - 5	GTW-605-802-7 04/10/2015 GTW-605-802-7-1 Primary 5 - 8	GTW-605-802-9 04/09/2015 GTW-605-802-9-1 Primary 3 - 5	GTW-607-13-2 12/05/2013 GTW607-13-2-2 Primary 5 - 10	GSS-607-13-3 12/05/2013 GSS607-13-3-1 Primary 0 - 2	GTW-661-805-1 06/26/2014 GTW661-805-1-1 Primary 0 - 2
Inorganic Compounds (mg/kg)	mg/kg	mg/kg											
Aluminum	-	1.10E+06	7,370	4,470	3,420	8,420	7,360	3,030	4,400	4,860	-	-	-
Antimony	-	470	3.6	< 0.62	2.4	16.9	< 0.45	1.1	2.4	3.2	< 0.54	-	-
Arsenic	-	3	23.3	9.6	17.6	7.6	7.1	12.7	3.9	14.8	4.8	-	-
Barium	-	220000	487	150	126	159	68.3	106	53.2	246	-	-	-
Beryllium	-	2300	0.49	0.48	0.24	0.083	0.87	0.42	0.91	0.37	0.5	-	-
Cadmium	-	980	2.4	0.39	0.54	4.8	< 0.090	0.18	0.25	2.1	< 0.11	-	-
Calcium	-	-	78,200	4,430	6,950	72,600	1,830	4,670	4,120	9,020	-	-	-
Chromium	-	-	17.6	7.9	13.9	47.7	9.1	6	9.8	19.4	10.3	-	-
Cobalt	-	350	8	4.1	5.4	11.2	20.4	3.3	3.9	5.8	-	-	-
Copper	-	47000	60.8	50	67.4	662	7	55.3	53.1	104	37.9	-	-
Iron	-	820000	7,550	2,980	19,800	37,100	16,000	7,130	14,700	24,100	-	-	-
Lead	-	800	640	79.1	500	1,740	14.8	302	62.1	475	170	-	-
Magnesium	-	-	934	345	1,160	4,460	672	335	392	1,500	-	-	-
Manganese	-	26000	364	66	165	348	2,310	73.1	57.6	297	-	-	-
Mercury	-	40	0.093	0.071	0.42	0.4	0.049	0.12	0.021	0.19	4	-	-
Nickel	-	22000	18.6	9.2	12.6	279	6.9	8.3	9.6	15.3	6.9	-	-
Potassium	-	-	1,090	894	551	1,310	517	< 550	< 596	790	-	-	-
Selenium	-	5800	5.1	< 1.2	< 0.97	< 0.80	< 0.90	< 1.1	< 1.2	< 1.1	< 1.1	-	-
Silver	-	5800	1.4	< 0.62	0.53	1.6	< 0.45	< 0.55	0.73	0.87	< 0.54	-	-
Sodium	-	-	1,600	< 624	< 485	585	< 450	< 550	< 596	< 537	-	-	-
Thallium	-	12	< 1.1	< 1.2	< 0.97	< 0.80	< 0.90	< 1.1	< 1.2	< 1.1	< 1.1	-	-
Vanadium	-	5800	30.1	23	15.8	890	22.2	13.6	19.8	21.1	-	-	-
Zinc	-	350000	1,690	148	518	1,560	19	76.5	41.7	371	78.5	-	-
PCBs (mg/kg)													
Aroclor-1016 (PCB-1016)	-	30	< 0.212	< 0.214	< 0.195	< 0.208	< 0.223	< 0.0399	< 0.379	< 0.383	-	-	-
Aroclor-1221 (PCB-1221)	-	0.66	< 0.212	< 0.214	< 0.195	< 0.208	< 0.223	< 0.0399	< 0.379	< 0.383	-	-	-
Aroclor-1232 (PCB-1232)	-	0.66	< 0.212	< 0.214	< 0.195	< 0.208	< 0.223	< 0.0399	< 0.379	< 0.383	-	-	-
Aroclor-1242 (PCB-1242)	-	1	< 0.212	< 0.214	< 0.195	2.36	< 0.223	< 0.0399	< 0.379	2.28	-	-	-
Aroclor-1248 (PCB-1248)	-	1	< 0.212	< 0.214	< 0.195	2.02	< 0.223	< 0.0399	< 0.379	< 0.383	-	-	-
Aroclor-1254 (PCB-1254)	-	1	< 0.212	< 0.214	< 0.195	< 0.208	< 0.223	< 0.0399	< 0.379	< 0.383	-	-	-
Aroclor-1260 (PCB-1260)	-	1	< 0.212	< 0.214	< 0.195	< 0.208	< 0.223	< 0.0399	< 0.379	2.01	-	-	-
Aroclor-1262 (PCB-1262)	-	-	-	-	-	-	-	-	-	-	-	-	-
Aroclor-1268 (PCB-1268)	-	-	-	-	-	-	-	-	-	-	-	-	-
Polychlorinated biphenyls (PCBs)	-	1	-	-	-	-	-	-	-	-	-	-	-

NOTES

- Bold where detected; highlighted where exceeds
- mg/kg = milligrams per kilogram
- ft bgs = feet below ground surface
- = screening level not available/sample not analyzed
- < = not detected at the indicated reporting limit
- J = estimated value
- P = relative percent difference between results for the two columns exceeds the method-specified criteria
- PCBs = polychlorinated biphenyls
- TPH = total petroleum hydrocarbons
- 1. DC Tier 0 Standards from the Tier 0 Standard Final Rulemaking published at 40 DCR 7835, 7892 (November 12, 1993); as amended by Final Rulemaking published at 46 DCR 7699 (October 1, 1999)
- 2. United States Environmental Protection Agency (EPA) Regional Screening Level (RSL) Summary Table (January 2015)

TABLE 3

SUMMARY OF SOIL SAMPLE ANALYTICAL RESULTS AND EXCEEDANCES - VOCs
 BUZZARD POINT DC UNITED SOCCER STADIUM DEVELOPMENT
 WASHINGTON, D.C

Location	DC Tier 0 Soil Standards ¹	EPA Regional Screening Level for Industrial Soil ²	DP-001 04/22/2015 DP-001-SO-100-01 Primary 0 - 10	DP-002 04/22/2015 DP-002-SO-100-01 Primary 0 - 10	DP-025 07/07/2015 DP-025-SO-100-01 Primary 9.5 - 10	DP-034 07/09/2015 DP-034-SO-010-01 Primary 0.5 - 1	DP-034 07/09/2015 DP-034-SO-050-01 Primary 4.5 - 5	DP-034 07/09/2015 DP-034-SO-100-01 Primary 9.5 - 10	DP-035 07/09/2015 DP-035-SO-010-01 Primary 0.5 - 1	DP-035 07/09/2015 DP-035-SO-050-01 Primary 4.5 - 5	DP-035 07/09/2015 DP-035-SO-100-01 Primary 9.5 - 10	DP-035 07/09/2015 DP-035-SO-100-02 Duplicate 9.5 - 10
Volatile Organic Compounds (mg/kg)												
1,1,1,2-Tetrachloroethane	-	8.8	< 0.0043	< 0.0059	-	-	-	-	-	-	-	-
1,1,1-Trichloroethane	-	36000	< 0.0043	< 0.0059	< 0.0012	< 0.0011	< 0.0011	< 0.0012	< 0.0012	< 0.0012	< 0.0012	< 0.0012
1,1,2,2-Tetrachloroethane	-	2.7	< 0.0043	< 0.0059	< 0.0012	< 0.0011	< 0.0011	< 0.0012	< 0.0012	< 0.0012	< 0.0012	< 0.0012
1,1,2-Trichloroethane	-	5	< 0.0043	< 0.0059	< 0.0018	< 0.0017	< 0.0017	< 0.0018	< 0.0018	< 0.0018	< 0.0018	< 0.0018
1,1-Dichloroethane	-	16	< 0.0043	< 0.0059	< 0.0018	< 0.0017	< 0.0017	< 0.0018	< 0.0018	< 0.0018	< 0.0018	< 0.0018
1,1-Dichloroethene	-	1000	< 0.0043	< 0.0059	< 0.0012	< 0.0011	< 0.0011	< 0.0012	< 0.0012	< 0.0012	< 0.0012	< 0.0012
1,1-Dichloropropene	-	-	< 0.0043	< 0.0059	-	-	-	-	-	-	-	-
1,2,3-Trichlorobenzene	-	660	< 0.0043	< 0.0059	< 0.0062	< 0.0057	< 0.0057	< 0.0060	< 0.0059	< 0.0060	< 0.0060	< 0.0058
1,2,3-Trichloropropane	-	0.11	< 0.0043	< 0.0059	-	-	-	-	-	-	-	-
1,2,4-Trichlorobenzene	-	110	< 0.0043	< 0.0059	< 0.0062	< 0.0057	< 0.0057	< 0.0060	< 0.0059	< 0.0060	< 0.0060	< 0.0058
1,2,4-Trimethylbenzene	-	240	< 0.0043	< 0.0059	-	-	-	-	-	-	-	-
1,2-Dibromo-3-chloropropane (DBCP)	-	0.064	< 0.0043	< 0.0059	< 0.0062	< 0.0057	< 0.0057	< 0.0060	< 0.0059	< 0.0060	< 0.0060	< 0.0058
1,2-Dibromoethane (Ethylene Dibromide)	-	0.16	< 0.0043	< 0.0059	< 0.0049	< 0.0046	< 0.0046	< 0.0048	< 0.0047	< 0.0048	< 0.0048	< 0.0047
1,2-Dichlorobenzene	-	9300	< 0.0043	< 0.0059	< 0.0062	< 0.0057	< 0.0057	< 0.0060	< 0.0059	< 0.0060	< 0.0060	< 0.0058
1,2-Dichloroethane	-	2	< 0.0043	< 0.0059	< 0.0012	< 0.0011	< 0.0011	< 0.0012	< 0.0012	< 0.0012	< 0.0012	< 0.0012
1,2-Dichloroethene (total)	-	-	-	-	< 0.0012	< 0.0011	< 0.0011	< 0.0012	< 0.0012	< 0.0012	< 0.0012	< 0.0012
1,2-Dichloropropane	-	4.4	< 0.0043	< 0.0059	< 0.0043	< 0.0040	< 0.0040	< 0.0042	< 0.0041	< 0.0042	< 0.0042	< 0.0041
1,3,5-Trimethylbenzene	-	12000	< 0.0043	< 0.0059	-	-	-	-	-	-	-	-
1,3-Dichlorobenzene	-	-	< 0.0043	< 0.0059	< 0.0062	< 0.0057	< 0.0057	< 0.0060	< 0.0059	< 0.0060	< 0.0060	< 0.0058
1,3-Dichloropropane	-	23000	< 0.0043	< 0.0059	-	-	-	-	-	-	-	-
1,3-Dichloropropene	-	8.2	-	-	< 0.0012	< 0.0011	< 0.0011	< 0.0012	< 0.0012	< 0.0012	< 0.0012	< 0.0012
1,4-Dichlorobenzene	-	11	< 0.0043	< 0.0059	< 0.0062	< 0.0057	< 0.0057	< 0.0060	< 0.0059	< 0.0060	< 0.0060	< 0.0058
1,4-Dioxane	-	23	-	-	< 0.12	< 0.11	< 0.11	< 0.12	< 0.12	< 0.12	< 0.12	< 0.12
2,2-Dichloropropane	-	-	< 0.0043	< 0.0059	-	-	-	-	-	-	-	-
2-Butanone (Methyl Ethyl Ketone)	-	190000	< 0.0853	< 0.117	0.0040 J	< 0.011	< 0.011	< 0.012	< 0.012	< 0.012	< 0.012	< 0.012
2-Chlorotoluene	-	23000	< 0.0043	< 0.0059	-	-	-	-	-	-	-	-
2-Hexanone	-	1300	< 0.0427	< 0.0587	< 0.012	< 0.011	< 0.011	< 0.012	< 0.012	< 0.012	< 0.012	< 0.012
2-Phenylbutane (sec-Butylbenzene)	-	120000	< 0.0043	< 0.0059	-	-	-	-	-	-	-	-
4-Chlorotoluene	-	23000	< 0.0043	< 0.0059	-	-	-	-	-	-	-	-
4-Methyl-2-Pentanone (Methyl Isobutyl Ketone)	-	56000	< 0.0427	< 0.0587	< 0.012	< 0.011	< 0.011	< 0.012	< 0.012	< 0.012	< 0.012	< 0.012
Acetone	-	670000	0.0663 J	0.0532 J	0.039 J	0.0090 J	< 0.041	< 0.043	< 0.042	< 0.044	0.0068 J	0.0055 J
Benzene	0.005	5.1	< 0.0043	< 0.0059	< 0.0012	< 0.0011	< 0.0011	< 0.0012	< 0.0012	< 0.0012	< 0.0012	< 0.0012
Bromobenzene	-	1800	< 0.0043	< 0.0059	-	-	-	-	-	-	-	-
Bromodichloromethane	-	1.3	< 0.0043	< 0.0059	< 0.0012	< 0.0011	< 0.0011	< 0.0012	< 0.0012	< 0.0012	< 0.0012	< 0.0012
Bromoform	-	290	< 0.0043	< 0.0059	< 0.0049	< 0.0046	< 0.0046	< 0.0048	< 0.0047	< 0.0048	< 0.0048	< 0.0047
Bromomethane (Methyl Bromide)	-	30	< 0.0085	< 0.0117	< 0.0025	< 0.0023	< 0.0023	< 0.0024	< 0.0024	< 0.0024	< 0.0024	< 0.0023
Carbon disulfide	-	3500	-	-	< 0.012	< 0.011	< 0.011	< 0.012	< 0.012	< 0.012	< 0.012	< 0.012
Carbon tetrachloride	-	2.9	< 0.0043	< 0.0059	< 0.0012	< 0.0011	< 0.0011	< 0.0012	< 0.0012	< 0.0012	< 0.0012	< 0.0012
Chlorobenzene	-	1300	< 0.0043	< 0.0059	< 0.0012	< 0.0011	< 0.0011	< 0.0012	< 0.0012	< 0.0012	< 0.0012	< 0.0012
Chlorobromomethane	-	630	< 0.0043	< 0.0059	< 0.0062	< 0.0057	< 0.0057	< 0.0060	< 0.0059	< 0.0060	< 0.0060	< 0.0058
Chloroethane	-	57000	< 0.0085	< 0.0117	< 0.0025	< 0.0023	< 0.0023	< 0.0024	< 0.0024	< 0.0024	< 0.0024	< 0.0023
Chloroform (Trichloromethane)	-	1.4	< 0.0043	< 0.0059	< 0.0018	< 0.0017	< 0.0017	< 0.0018	< 0.0018	< 0.0018	< 0.0018	0.00062 J
Chloromethane (Methyl Chloride)	-	460	< 0.0085	< 0.0117	< 0.0062	< 0.0057	< 0.0057	< 0.0060	< 0.0059	< 0.0060	< 0.0060	< 0.0058
cis-1,2-Dichloroethene	-	2300	< 0.0043	< 0.0059	< 0.0012	< 0.0011	< 0.0011	< 0.0012	< 0.0012	< 0.0012	< 0.0012	< 0.0012

TABLE 3
 SUMMARY OF SOIL SAMPLE ANALYTICAL RESULTS AND EXCEEDANCES - VOCs
 BUZZARD POINT DC UNITED SOCCER STADIUM DEVELOPMENT
 WASHINGTON, D.C

Location	DC Tier 0 Soil Standards ¹	EPA Regional Screening Level for Industrial Soil ²	DP-001 04/22/2015 DP-001-SO-100-01 Primary 0 - 10	DP-002 04/22/2015 DP-002-SO-100-01 Primary 0 - 10	DP-025 07/07/2015 DP-025-SO-100-01 Primary 9.5 - 10	DP-034 07/09/2015 DP-034-SO-010-01 Primary 0.5 - 1	DP-034 07/09/2015 DP-034-SO-050-01 Primary 4.5 - 5	DP-034 07/09/2015 DP-034-SO-100-01 Primary 9.5 - 10	DP-035 07/09/2015 DP-035-SO-010-01 Primary 0.5 - 1	DP-035 07/09/2015 DP-035-SO-050-01 Primary 4.5 - 5	DP-035 07/09/2015 DP-035-SO-100-01 Primary 9.5 - 10	DP-035 07/09/2015 DP-035-SO-100-02 Duplicate 9.5 - 10
cis-1,3-Dichloropropene	-	-	< 0.0043	< 0.0059	< 0.0012	< 0.0011	< 0.0011	< 0.0012	< 0.0012	< 0.0012	< 0.0012	< 0.0012
Cyclohexane	-	27000	-	-	< 0.025	< 0.023	< 0.023	< 0.024	< 0.024	< 0.024	< 0.024	< 0.023
Cymene (p-Isopropyltoluene)	-	-	< 0.0043	< 0.0059	-	-	-	-	-	-	-	-
Dibromochloromethane	-	3.2	< 0.0043	< 0.0059	< 0.0012	< 0.0011	< 0.0011	< 0.0012	< 0.0012	< 0.0012	< 0.0012	< 0.0012
Dibromomethane	-	98	< 0.0043	< 0.0059	-	-	-	-	-	-	-	-
Dichlorodifluoromethane (CFC-12)	-	370	< 0.0085	< 0.0117	< 0.012	< 0.011	< 0.011	< 0.012	< 0.012	< 0.012	< 0.012	< 0.012
Diisopropyl ether	-	9400	< 0.0043	< 0.0059	-	-	-	-	-	-	-	-
Ethylbenzene	0.04	25	< 0.0043	< 0.0059	< 0.0012	< 0.0011	< 0.0011	< 0.0012	< 0.0012	< 0.0012	< 0.0012	< 0.0012
Hexachlorobutadiene	-	30	< 0.0043	< 0.0059	-	-	-	-	-	-	-	-
Isopropylbenzene	-	9900	< 0.0043	< 0.0059	< 0.0012	< 0.0011	< 0.0011	< 0.0012	< 0.0012	< 0.0012	< 0.0012	< 0.0012
m,p-Xylenes	-	-	< 0.0085	< 0.0117	< 0.0025	< 0.0023	< 0.0023	< 0.0024	< 0.0024	< 0.0024	< 0.0024	< 0.0023
Methyl acetate	-	1.20E+06	-	-	< 0.0049	< 0.0046	< 0.0046	< 0.0048	< 0.0047	< 0.0048	< 0.0048	< 0.0047
Methyl cyclohexane	-	-	-	-	< 0.0049	< 0.0046	< 0.0046	< 0.0048	< 0.0047	< 0.0048	< 0.0048	< 0.0047
Methyl Tert Butyl Ether	-	210	< 0.0043	< 0.0059	< 0.0025	< 0.0023	< 0.0023	0.0017 J	< 0.0024	< 0.0024	< 0.0024	< 0.0023
Methylene chloride	-	1000	0.0037 J	0.0148 J	< 0.0062	< 0.0057	< 0.0057	< 0.0060	< 0.0059	< 0.0060	< 0.0060	< 0.0058
Naphthalene	-	17	< 0.0043	0.0017 J	-	-	-	-	-	-	-	-
n-Butylbenzene	-	58000	< 0.0043	< 0.0059	-	-	-	-	-	-	-	-
n-Propylbenzene	-	22000	< 0.0043	< 0.0059	-	-	-	-	-	-	-	-
o-Xylene	-	2800	< 0.0043	< 0.0059	< 0.0025	< 0.0023	< 0.0023	< 0.0024	< 0.0024	< 0.0024	< 0.0024	< 0.0023
Styrene	-	35000	< 0.0043	< 0.0059	< 0.0025	< 0.0023	< 0.0023	< 0.0024	< 0.0024	< 0.0024	< 0.0024	< 0.0023
tert-Butylbenzene	-	120000	< 0.0043	< 0.0059	-	-	-	-	-	-	-	-
Tetrachloroethene	-	100	< 0.0043	< 0.0059	< 0.0012	< 0.0011	< 0.0011	< 0.0012	< 0.0012	< 0.0012	< 0.0012	< 0.0012
Toluene	9.6	47000	< 0.0043	< 0.0059	< 0.0018	< 0.0017	< 0.0017	< 0.0018	< 0.0018	< 0.0018	< 0.0018	< 0.0018
trans-1,2-Dichloroethene	-	23000	< 0.0043	< 0.0059	< 0.0018	< 0.0017	< 0.0017	< 0.0018	< 0.0018	< 0.0018	< 0.0018	< 0.0018
trans-1,3-Dichloropropene	-	-	< 0.0043	< 0.0059	< 0.0012	< 0.0011	< 0.0011	< 0.0012	< 0.0012	< 0.0012	< 0.0012	< 0.0012
Trichloroethene	-	6	< 0.0043	< 0.0059	< 0.0012	< 0.0011	< 0.0011	< 0.0012	< 0.0012	< 0.0012	< 0.0012	< 0.0012
Trichlorofluoromethane (CFC-11)	-	3100	< 0.0043	< 0.0059	< 0.0062	< 0.0057	< 0.0057	< 0.0060	< 0.0059	< 0.0060	< 0.0060	< 0.0058
Trifluorotrchloroethane (Freon 113)	-	170000	-	-	< 0.025	< 0.023	< 0.023	< 0.024	< 0.024	< 0.024	< 0.024	< 0.023
Vinyl acetate	-	3800	< 0.0427	< 0.0587	-	-	-	-	-	-	-	-
Vinyl chloride	-	1.7	< 0.0085	< 0.0117	< 0.0025	< 0.0023	< 0.0023	< 0.0024	< 0.0024	< 0.0024	< 0.0024	< 0.0023
Xylene (total)	3.86	2500	< 0.0085	< 0.0117	< 0.0025	< 0.0023	< 0.0023	< 0.0024	< 0.0024	< 0.0024	< 0.0024	< 0.0023

NOTES

- Bold where detected; highlighted where exceeds
- Results reported in mg/kg
- mg/kg = milligrams per kilogram
- ft bgs = feet below ground surface
- = screening level not available/sample not analyzed
- < = not detected at the indicated reporting limit
- J = estimated value
- VOCs = volatile organic compounds
- 1. DC Tier 0 Standards from the Tier 0 Standard Final Rulemaking published at 40 DCR 7835, 7892 (November 12, 1993); as amended by Final Rulemaking published at 46 DCR 7699 (October 1, 1999)
- 2. United States Environmental Protection Agency (EPA) Regional Screening Level (RSL) Summary Table (January 2015)

TABLE 3

SUMMARY OF SOIL SAMPLE ANALYTICAL RESULTS AND EXCEEDANCES - VOCs
 BUZZARD POINT DC UNITED SOCCER STADIUM DEVELOPMENT
 WASHINGTON, D.C

Location	DC Tier 0 Soil Standards ¹	EPA Regional Screening Level for Industrial Soil ²	DP-036 07/09/2015 DP-036-SO-010-01 Primary 0.5 - 1	DP-036 07/09/2015 DP-036-SO-050-01 Primary 4.5 - 5	DP-036 07/09/2015 DP-036-SO-100-01 Primary 9.5 - 10	DP-037 07/09/2015 DP-037-SO-010-01 Primary 0.5 - 1	DP-037 07/09/2015 DP-037-SO-050-01 Primary 4.5 - 5	DP-037 07/09/2015 DP-037-SO-100-01 Primary 9.5 - 10	DP-038 07/09/2015 DP-038-SO-010-01 Primary 0.5 - 1	DP-038 07/09/2015 DP-038-SO-050-01 Primary 4.5 - 5	DP-038 07/09/2015 DP-038-SO-100-01 Primary 9.5 - 10	DP-061 07/10/2015 DP-061-SO-050-01 Primary 4.5 - 5
Volatile Organic Compounds (mg/kg)												
1,1,1,2-Tetrachloroethane	-	8.8	-	-	-	-	-	-	-	-	-	-
1,1,1-Trichloroethane	-	36000	< 0.0011	< 0.0012	< 0.0012	< 0.0012	< 0.0012	< 0.0012	< 0.0011	< 0.0011	< 0.0012	< 0.061
1,1,2,2-Tetrachloroethane	-	2.7	< 0.0011	< 0.0012	< 0.0012	< 0.0012	< 0.0012	< 0.0012	< 0.0011	< 0.0011	< 0.0012	< 0.061
1,1,2-Trichloroethane	-	5	< 0.0017	< 0.0018	< 0.0018	< 0.0017	< 0.0017	< 0.0017	< 0.0017	< 0.0017	< 0.0017	< 0.091
1,1-Dichloroethane	-	16	< 0.0017	< 0.0018	< 0.0018	< 0.0017	< 0.0017	< 0.0017	< 0.0017	< 0.0017	< 0.0017	< 0.091
1,1-Dichloroethene	-	1000	< 0.0011	< 0.0012	< 0.0012	< 0.0012	< 0.0012	< 0.0012	< 0.0011	< 0.0011	< 0.0012	< 0.061
1,1-Dichloropropene	-	-	-	-	-	-	-	-	-	-	-	-
1,2,3-Trichlorobenzene	-	660	< 0.0057	< 0.0059	< 0.0059	< 0.0058	< 0.0058	< 0.0059	< 0.0057	< 0.0056	< 0.0060	< 0.30
1,2,3-Trichloropropane	-	0.11	-	-	-	-	-	-	-	-	-	-
1,2,4-Trichlorobenzene	-	110	< 0.0057	< 0.0059	< 0.0059	< 0.0058	< 0.0058	< 0.0059	< 0.0057	< 0.0056	< 0.0060	< 0.30
1,2,4-Trimethylbenzene	-	240	-	-	-	-	-	-	-	-	-	-
1,2-Dibromo-3-chloropropane (DBCP)	-	0.064	< 0.0057	< 0.0059	< 0.0059	< 0.0058	< 0.0058	< 0.0059	< 0.0057	< 0.0056	< 0.0060	< 0.30
1,2-Dibromoethane (Ethylene Dibromide)	-	0.16	< 0.0046	< 0.0048	< 0.0048	< 0.0046	< 0.0046	< 0.0047	< 0.0046	< 0.0045	< 0.0048	< 0.24
1,2-Dichlorobenzene	-	9300	< 0.0057	< 0.0059	< 0.0059	< 0.0058	< 0.0058	< 0.0059	< 0.0057	< 0.0056	< 0.0060	< 0.30
1,2-Dichloroethane	-	2	< 0.0011	< 0.0012	< 0.0012	< 0.0012	< 0.0012	< 0.0012	< 0.0011	< 0.0011	< 0.0012	< 0.061
1,2-Dichloroethene (total)	-	-	< 0.0011	< 0.0012	< 0.0012	< 0.0012	< 0.0012	< 0.0012	< 0.0011	< 0.0011	< 0.0012	< 0.061
1,2-Dichloropropane	-	4.4	< 0.0040	< 0.0042	< 0.0042	< 0.0040	< 0.0040	< 0.0040	< 0.0040	< 0.0040	< 0.0042	< 0.21
1,3,5-Trimethylbenzene	-	12000	-	-	-	-	-	-	-	-	-	-
1,3-Dichlorobenzene	-	-	< 0.0057	< 0.0059	< 0.0059	< 0.0058	< 0.0058	< 0.0059	< 0.0057	< 0.0056	< 0.0060	< 0.30
1,3-Dichloropropane	-	23000	-	-	-	-	-	-	-	-	-	-
1,3-Dichloropropene	-	8.2	< 0.0011	< 0.0012	< 0.0012	< 0.0012	< 0.0012	< 0.0012	< 0.0011	< 0.0011	< 0.0012	< 0.061
1,4-Dichlorobenzene	-	11	< 0.0057	< 0.0059	< 0.0059	< 0.0058	< 0.0058	< 0.0059	< 0.0057	< 0.0056	< 0.0060	< 0.30
1,4-Dioxane	-	23	< 0.11	< 0.12	< 0.12	< 0.12	< 0.12	< 0.12	< 0.11	< 0.11	< 0.12	< 6.1
2,2-Dichloropropane	-	-	-	-	-	-	-	-	-	-	-	-
2-Butanone (Methyl Ethyl Ketone)	-	190000	< 0.011	< 0.012	< 0.012	< 0.012	< 0.012	< 0.012	< 0.011	< 0.011	< 0.012	0.060 J
2-Chlorotoluene	-	23000	-	-	-	-	-	-	-	-	-	-
2-Hexanone	-	1300	< 0.011	< 0.012	< 0.012	< 0.012	< 0.012	< 0.012	< 0.011	< 0.011	< 0.012	< 0.61
2-Phenylbutane (sec-Butylbenzene)	-	120000	-	-	-	-	-	-	-	-	-	-
4-Chlorotoluene	-	23000	-	-	-	-	-	-	-	-	-	-
4-Methyl-2-Pentanone (Methyl Isobutyl Ketone)	-	56000	< 0.011	< 0.012	< 0.012	< 0.012	< 0.012	< 0.012	< 0.011	< 0.011	< 0.012	< 0.61
Acetone	-	670000	< 0.041	< 0.043	< 0.043	0.026 J	< 0.041	< 0.043	0.011 J	< 0.041	0.0038 J	0.23 J
Benzene	0.005	5.1	< 0.0011	< 0.0012	< 0.0012	0.00051 J	< 0.0012	< 0.0012	< 0.0011	< 0.0011	< 0.0012	< 0.061
Bromobenzene	-	1800	-	-	-	-	-	-	-	-	-	-
Bromodichloromethane	-	1.3	< 0.0011	< 0.0012	< 0.0012	< 0.0012	< 0.0012	< 0.0012	< 0.0011	< 0.0011	< 0.0012	< 0.061
Bromoform	-	290	< 0.0046	< 0.0048	< 0.0048	< 0.0046	< 0.0046	< 0.0047	< 0.0046	< 0.0045	< 0.0048	< 0.24
Bromomethane (Methyl Bromide)	-	30	< 0.0023	< 0.0024	< 0.0024	< 0.0023	< 0.0023	< 0.0024	< 0.0023	< 0.0022	< 0.0024	0.026 J
Carbon disulfide	-	3500	< 0.011	< 0.012	< 0.012	0.0032 J	< 0.012	< 0.012	< 0.011	< 0.011	< 0.012	< 0.61
Carbon tetrachloride	-	2.9	< 0.0011	< 0.0012	< 0.0012	< 0.0012	< 0.0012	< 0.0012	< 0.0011	< 0.0011	< 0.0012	< 0.061
Chlorobenzene	-	1300	< 0.0011	< 0.0012	< 0.0012	< 0.0012	< 0.0012	< 0.0012	< 0.0011	< 0.0011	< 0.0012	< 0.061
Chlorobromomethane	-	630	< 0.0057	< 0.0059	< 0.0059	< 0.0058	< 0.0058	< 0.0059	< 0.0057	< 0.0056	< 0.0060	< 0.30
Chloroethane	-	57000	< 0.0023	< 0.0024	< 0.0024	< 0.0023	< 0.0023	< 0.0024	< 0.0023	< 0.0022	< 0.0024	< 0.12
Chloroform (Trichloromethane)	-	1.4	< 0.0017	< 0.0018	< 0.0018	< 0.0017	< 0.0017	< 0.0018	< 0.0017	< 0.0017	< 0.0018	< 0.091
Chloromethane (Methyl Chloride)	-	460	< 0.0057	< 0.0059	< 0.0059	< 0.0058	< 0.0058	< 0.0059	< 0.0057	< 0.0056	< 0.0060	< 0.30
cis-1,2-Dichloroethene	-	2300	< 0.0011	< 0.0012	< 0.0012	< 0.0012	< 0.0012	< 0.0012	< 0.0011	< 0.0011	< 0.0012	< 0.061

TABLE 3
 SUMMARY OF SOIL SAMPLE ANALYTICAL RESULTS AND EXCEEDANCES - VOCs
 BUZZARD POINT DC UNITED SOCCER STADIUM DEVELOPMENT
 WASHINGTON, D.C

Location	DC Tier 0 Soil Standards ¹	EPA Regional Screening Level for Industrial Soil ²	DP-036 07/09/2015 DP-036-SO-010-01 Primary 0.5 - 1	DP-036 07/09/2015 DP-036-SO-050-01 Primary 4.5 - 5	DP-036 07/09/2015 DP-036-SO-100-01 Primary 9.5 - 10	DP-037 07/09/2015 DP-037-SO-010-01 Primary 0.5 - 1	DP-037 07/09/2015 DP-037-SO-050-01 Primary 4.5 - 5	DP-037 07/09/2015 DP-037-SO-100-01 Primary 9.5 - 10	DP-038 07/09/2015 DP-038-SO-010-01 Primary 0.5 - 1	DP-038 07/09/2015 DP-038-SO-050-01 Primary 4.5 - 5	DP-038 07/09/2015 DP-038-SO-100-01 Primary 9.5 - 10	DP-061 07/10/2015 DP-061-SO-050-01 Primary 4.5 - 5
cis-1,3-Dichloropropene	-	-	< 0.0011	< 0.0012	< 0.0012	< 0.0012	< 0.0012	< 0.0012	< 0.0011	< 0.0011	< 0.0012	< 0.061
Cyclohexane	-	27000	< 0.023	< 0.024	< 0.024	0.0010 J	< 0.023	< 0.024	< 0.023	< 0.022	< 0.024	< 1.2
Cymene (p-Isopropyltoluene)	-	-	-	-	-	-	-	-	-	-	-	-
Dibromochloromethane	-	3.2	< 0.0011	< 0.0012	< 0.0012	< 0.0012	< 0.0012	< 0.0012	< 0.0011	< 0.0011	< 0.0012	< 0.061
Dibromomethane	-	98	-	-	-	-	-	-	-	-	-	-
Dichlorodifluoromethane (CFC-12)	-	370	< 0.011	< 0.012	< 0.012	< 0.012	< 0.012	< 0.012	< 0.011	< 0.011	< 0.012	< 0.61
Diisopropyl ether	-	9400	-	-	-	-	-	-	-	-	-	-
Ethylbenzene	0.04	25	< 0.0011	< 0.0012	< 0.0012	0.0024	< 0.0012	< 0.0012	0.00059 J	< 0.0011	< 0.0012	< 0.061
Hexachlorobutadiene	-	30	-	-	-	-	-	-	-	-	-	-
Isopropylbenzene	-	9900	< 0.0011	< 0.0012	< 0.0012	0.0012	< 0.0012	< 0.0012	0.00029 J	< 0.0011	< 0.0012	< 0.061
m,p-Xylenes	-	-	< 0.0023	< 0.0024	< 0.0024	0.0033	< 0.0023	< 0.0024	0.0011 J	< 0.0022	< 0.0024	< 0.12
Methyl acetate	-	1.20E+06	< 0.0046	< 0.0048	< 0.0048	< 0.0046	< 0.0046	< 0.0047	< 0.0046	< 0.0045	< 0.0048	< 0.24
Methyl cyclohexane	-	-	< 0.0046	< 0.0048	< 0.0048	0.0035 J	< 0.0046	< 0.0047	0.0014 J	< 0.0045	< 0.0048	< 0.24
Methyl Tert Butyl Ether	-	210	< 0.0023	< 0.0024	< 0.0024	< 0.0023	< 0.0023	< 0.0024	< 0.0023	< 0.0022	< 0.0024	< 0.12
Methylene chloride	-	1000	< 0.0057	< 0.0059	< 0.0059	< 0.0058	< 0.0058	< 0.0059	< 0.0057	< 0.0056	< 0.0060	< 0.30
Naphthalene	-	17	-	-	-	-	-	-	-	-	-	-
n-Butylbenzene	-	58000	-	-	-	-	-	-	-	-	-	-
n-Propylbenzene	-	22000	-	-	-	-	-	-	-	-	-	-
o-Xylene	-	2800	< 0.0023	< 0.0024	< 0.0024	0.0029	< 0.0023	< 0.0024	0.0012 J	< 0.0022	< 0.0024	< 0.12
Styrene	-	35000	< 0.0023	< 0.0024	< 0.0024	< 0.0023	< 0.0023	< 0.0024	< 0.0023	< 0.0022	< 0.0024	< 0.12
tert-Butylbenzene	-	120000	-	-	-	-	-	-	-	-	-	-
Tetrachloroethene	-	100	< 0.0011	< 0.0012	< 0.0012	< 0.0012	< 0.0012	< 0.0012	< 0.0011	< 0.0011	< 0.0012	< 0.061
Toluene	9.6	47000	< 0.0017	< 0.0018	< 0.0018	0.00050 J	< 0.0017	< 0.0018	0.00035 J	< 0.0017	< 0.0018	< 0.091
trans-1,2-Dichloroethene	-	23000	< 0.0017	< 0.0018	< 0.0018	< 0.0017	< 0.0017	< 0.0018	< 0.0017	< 0.0017	< 0.0018	< 0.091
trans-1,3-Dichloropropene	-	-	< 0.0011	< 0.0012	< 0.0012	< 0.0012	< 0.0012	< 0.0012	< 0.0011	< 0.0011	< 0.0012	< 0.061
Trichloroethene	-	6	< 0.0011	< 0.0012	< 0.0012	< 0.0012	< 0.0012	< 0.0012	< 0.0011	< 0.0011	< 0.0012	< 0.061
Trichlorofluoromethane (CFC-11)	-	3100	< 0.0057	< 0.0059	< 0.0059	< 0.0058	< 0.0058	< 0.0059	< 0.0057	< 0.0056	< 0.0060	< 0.30
Trifluorotrchloroethane (Freon 113)	-	170000	< 0.023	< 0.024	< 0.024	< 0.023	< 0.023	< 0.024	< 0.023	< 0.022	< 0.024	< 1.2
Vinyl acetate	-	3800	-	-	-	-	-	-	-	-	-	-
Vinyl chloride	-	1.7	< 0.0023	< 0.0024	< 0.0024	< 0.0023	< 0.0023	< 0.0024	< 0.0023	< 0.0022	< 0.0024	< 0.12
Xylene (total)	3.86	2500	< 0.0023	< 0.0024	< 0.0024	0.0062	< 0.0023	< 0.0024	0.0023 J	< 0.0022	< 0.0024	< 0.12

NOTES
 Bold where detected; highlighted where exceeds
 Results reported in mg/kg
 mg/kg = milligrams per kilogram
 ft bgs = feet below ground surface
 -- = screening level not available/sample not analyzed
 < = not detected at the indicated reporting limit
 J = estimated value
 VOCs = volatile organic compounds
 1. DC Tier 0 Standards from the Tier 0 Standard Final Rulemaking published at 40 DCR 7835, 7892 (November 12, 1993); as amended by Final Rulemaking published at 46 DCR 7699 (October 1, 1999)
 2. United States Environmental Protection Agency (EPA) Regional Screening Level (RSL) Summary Table (January 2015)

TABLE 3

SUMMARY OF SOIL SAMPLE ANALYTICAL RESULTS AND EXCEEDANCES - VOCs
 BUZZARD POINT DC UNITED SOCCER STADIUM DEVELOPMENT
 WASHINGTON, D.C

Location			DP-066	DP-105	DP-110	DP-110	DP-110	DP-111	DP-111	DP-111	DP-112	DP-112
Sample Date			07/13/2015	07/17/2015	07/20/2015	07/20/2015	07/20/2015	07/20/2015	07/20/2015	07/20/2015	07/20/2015	07/20/2015
Sample Name	DC Tier 0 Soil Standards ¹	EPA Regional Screening Level for Industrial Soil ²	DP-066-SO-050-01	DP-105-SO-100-01	DP-110-SO-010-01	DP-110-SO-050-01	DP-110-SO-100-01	DP-111-SO-010-01	DP-111-SO-050-01	DP-111-SO-100-01	DP-112-SO-010-01	DP-112-SO-050-01
Sample Type			Primary	Primary	Primary	Primary	Primary	Primary	Primary	Primary	Primary	Primary
Sample Depth Interval (ft bgs)			4.5 - 5	9.5 - 10	0.5 - 1	4.5 - 5	9.5 - 10	0.5 - 1	4.5 - 5	9.5 - 10	0.5 - 1	4.5 - 5
Volatiles Organic Compounds (mg/kg)												
1,1,1,2-Tetrachloroethane	-	8.8	-	-	-	-	-	-	-	-	-	-
1,1,1-Trichloroethane	-	36000	< 0.059	< 0.059	-	-	-	-	-	-	-	-
1,1,2,2-Tetrachloroethane	-	2.7	< 0.059	< 0.059	-	-	-	-	-	-	-	-
1,1,2-Trichloroethane	-	5	< 0.088	< 0.089	-	-	-	-	-	-	-	-
1,1-Dichloroethane	-	16	< 0.088	< 0.089	-	-	-	-	-	-	-	-
1,1-Dichloroethene	-	1000	< 0.059	< 0.059	-	-	-	-	-	-	-	-
1,1-Dichloropropene	-	-	-	-	-	-	-	-	-	-	-	-
1,2,3-Trichlorobenzene	-	660	< 0.29	< 0.30	-	-	-	-	-	-	-	-
1,2,3-Trichloropropane	-	0.11	-	-	-	-	-	-	-	-	-	-
1,2,4-Trichlorobenzene	-	110	< 0.29	< 0.30	-	-	-	-	-	-	-	-
1,2,4-Trimethylbenzene	-	240	-	-	-	-	-	-	-	-	-	-
1,2-Dibromo-3-chloropropane (DBCP)	-	0.064	< 0.29	< 0.30	-	-	-	-	-	-	-	-
1,2-Dibromoethane (Ethylene Dibromide)	-	0.16	< 0.23	< 0.24	-	-	-	-	-	-	-	-
1,2-Dichlorobenzene	-	9300	< 0.29	< 0.30	-	-	-	-	-	-	-	-
1,2-Dichloroethane	-	2	< 0.059	< 0.059	-	-	-	-	-	-	-	-
1,2-Dichloroethene (total)	-	-	0.027 J	< 0.059	-	-	-	-	-	-	-	-
1,2-Dichloropropane	-	4.4	< 0.20	< 0.21	-	-	-	-	-	-	-	-
1,3,5-Trimethylbenzene	-	12000	-	-	-	-	-	-	-	-	-	-
1,3-Dichlorobenzene	-	-	< 0.29	< 0.30	-	-	-	-	-	-	-	-
1,3-Dichloropropane	-	23000	-	-	-	-	-	-	-	-	-	-
1,3-Dichloropropene	-	8.2	< 0.059	< 0.059	-	-	-	-	-	-	-	-
1,4-Dichlorobenzene	-	11	< 0.29	< 0.30	-	-	-	-	-	-	-	-
1,4-Dioxane	-	23	< 5.9	< 5.9	-	-	-	-	-	-	-	-
2,2-Dichloropropane	-	-	-	-	-	-	-	-	-	-	-	-
2-Butanone (Methyl Ethyl Ketone)	-	190000	< 0.59	< 0.59	-	-	-	-	-	-	-	-
2-Chlorotoluene	-	23000	-	-	-	-	-	-	-	-	-	-
2-Hexanone	-	1300	< 0.59	< 0.59	-	-	-	-	-	-	-	-
2-Phenylbutane (sec-Butylbenzene)	-	120000	-	-	-	-	-	-	-	-	-	-
4-Chlorotoluene	-	23000	-	-	-	-	-	-	-	-	-	-
4-Methyl-2-Pentanone (Methyl Isobutyl Ketone)	-	56000	< 0.59	< 0.59	-	-	-	-	-	-	-	-
Acetone	-	670000	< 2.1	< 2.1	-	-	-	-	-	-	-	-
Benzene	0.005	5.1	< 0.059	< 0.059	< 0.0011	< 0.0012	< 0.0012	< 0.0011	< 0.0013	< 0.0012	< 0.0011	< 0.0012
Bromobenzene	-	1800	-	-	-	-	-	-	-	-	-	-
Bromodichloromethane	-	1.3	< 0.059	< 0.059	-	-	-	-	-	-	-	-
Bromoform	-	290	< 0.23	< 0.24	-	-	-	-	-	-	-	-
Bromomethane (Methyl Bromide)	-	30	< 0.12	< 0.12	-	-	-	-	-	-	-	-
Carbon disulfide	-	3500	< 0.59	< 0.59	-	-	-	-	-	-	-	-
Carbon tetrachloride	-	2.9	< 0.059	< 0.059	-	-	-	-	-	-	-	-
Chlorobenzene	-	1300	< 0.059	< 0.059	-	-	-	-	-	-	-	-
Chlorobromomethane	-	630	< 0.29	< 0.30	-	-	-	-	-	-	-	-
Chloroethane	-	57000	< 0.12	< 0.12	-	-	-	-	-	-	-	-
Chloroform (Trichloromethane)	-	1.4	< 0.088	< 0.089	-	-	-	-	-	-	-	-
Chloromethane (Methyl Chloride)	-	460	< 0.29	< 0.30	-	-	-	-	-	-	-	-
cis-1,2-Dichloroethene	-	2300	0.027 J	< 0.059	-	-	-	-	-	-	-	-

TABLE 3
 SUMMARY OF SOIL SAMPLE ANALYTICAL RESULTS AND EXCEEDANCES - VOCs
 BUZZARD POINT DC UNITED SOCCER STADIUM DEVELOPMENT
 WASHINGTON, D.C

Location	DC Tier 0 Soil Standards ¹	EPA Regional Screening Level for Industrial Soil ²	DP-066 07/13/2015 DP-066-SO-050-01 Primary 4.5 - 5	DP-105 07/17/2015 DP-105-SO-100-01 Primary 9.5 - 10	DP-110 07/20/2015 DP-110-SO-010-01 Primary 0.5 - 1	DP-110 07/20/2015 DP-110-SO-050-01 Primary 4.5 - 5	DP-110 07/20/2015 DP-110-SO-100-01 Primary 9.5 - 10	DP-111 07/20/2015 DP-111-SO-010-01 Primary 0.5 - 1	DP-111 07/20/2015 DP-111-SO-050-01 Primary 4.5 - 5	DP-111 07/20/2015 DP-111-SO-100-01 Primary 9.5 - 10	DP-112 07/20/2015 DP-112-SO-010-01 Primary 0.5 - 1	DP-112 07/20/2015 DP-112-SO-050-01 Primary 4.5 - 5
cis-1,3-Dichloropropene	-	-	< 0.059	< 0.059	-	-	-	-	-	-	-	-
Cyclohexane	-	27000	< 1.2	< 1.2	-	-	-	-	-	-	-	-
Cymene (p-Isopropyltoluene)	-	-	-	-	-	-	-	-	-	-	-	-
Dibromochloromethane	-	3.2	< 0.059	< 0.059	-	-	-	-	-	-	-	-
Dibromomethane	-	98	-	-	-	-	-	-	-	-	-	-
Dichlorodifluoromethane (CFC-12)	-	370	< 0.59	< 0.59	-	-	-	-	-	-	-	-
Diisopropyl ether	-	9400	-	-	-	-	-	-	-	-	-	-
Ethylbenzene	0.04	25	< 0.059	< 0.059	0.00075 J	< 0.0012	< 0.0012	< 0.0011	< 0.0013	< 0.0012	< 0.0011	< 0.0012
Hexachlorobutadiene	-	30	-	-	-	-	-	-	-	-	-	-
Isopropylbenzene	-	9900	< 0.059	< 0.059	-	-	-	-	-	-	-	-
m,p-Xylenes	-	-	< 0.12	< 0.12	0.0031	< 0.0025	< 0.0025	< 0.0022	< 0.0026	< 0.0025	< 0.0023	< 0.0024
Methyl acetate	-	1.20E+06	< 0.23	< 0.24	-	-	-	-	-	-	-	-
Methyl cyclohexane	-	-	< 0.23	< 0.24	-	-	-	-	-	-	-	-
Methyl Tert Butyl Ether	-	210	< 0.12	< 0.12	-	-	-	-	-	-	-	-
Methylene chloride	-	1000	< 0.29	< 0.30	-	-	-	-	-	-	-	-
Naphthalene	-	17	-	-	-	-	-	-	-	-	-	-
n-Butylbenzene	-	58000	-	-	-	-	-	-	-	-	-	-
n-Propylbenzene	-	22000	-	-	-	-	-	-	-	-	-	-
o-Xylene	-	2800	< 0.12	< 0.12	0.0025	< 0.0025	< 0.0025	< 0.0022	< 0.0026	< 0.0025	< 0.0023	< 0.0024
Styrene	-	35000	< 0.12	< 0.12	-	-	-	-	-	-	-	-
tert-Butylbenzene	-	120000	-	-	-	-	-	-	-	-	-	-
Tetrachloroethene	-	100	0.07	< 0.059	-	-	-	-	-	-	-	-
Toluene	9.6	47000	< 0.088	< 0.089	0.00057 J	< 0.0019	< 0.0019	< 0.0017	< 0.0020	< 0.0018	< 0.0017	< 0.0018
trans-1,2-Dichloroethene	-	23000	< 0.088	< 0.089	-	-	-	-	-	-	-	-
trans-1,3-Dichloropropene	-	-	< 0.059	< 0.059	-	-	-	-	-	-	-	-
Trichloroethene	-	6	< 0.059	< 0.059	-	-	-	-	-	-	-	-
Trichlorofluoromethane (CFC-11)	-	3100	< 0.29	< 0.30	-	-	-	-	-	-	-	-
Trifluorotrchloroethane (Freon 113)	-	170000	< 1.2	< 1.2	-	-	-	-	-	-	-	-
Vinyl acetate	-	3800	-	-	-	-	-	-	-	-	-	-
Vinyl chloride	-	1.7	< 0.12	< 0.12	-	-	-	-	-	-	-	-
Xylene (total)	3.86	2500	< 0.12	< 0.12	0.0056	< 0.0025	< 0.0025	< 0.0022	< 0.0026	< 0.0025	< 0.0023	< 0.0024

NOTES
 Bold where detected; highlighted where exceeds
 Results reported in mg/kg
 mg/kg = milligrams per kilogram
 ft bgs = feet below ground surface
 -- = screening level not available/sample not analyzed
 < = not detected at the indicated reporting limit
 J = estimated value
 VOCs = volatile organic compounds
 1. DC Tier 0 Standards from the Tier 0 Standard Final Rulemaking published at 40 DCR 7835, 7892 (November 12, 1993); as amended by Final Rulemaking published at 46 DCR 7699 (October 1, 1999)
 2. United States Environmental Protection Agency (EPA) Regional Screening Level (RSL) Summary Table (January 2015)

TABLE 3

SUMMARY OF SOIL SAMPLE ANALYTICAL RESULTS AND EXCEEDANCES - VOCs
 BUZZARD POINT DC UNITED SOCCER STADIUM DEVELOPMENT
 WASHINGTON, D.C

Location	DC Tier 0 Soil Standards ¹	EPA Regional Screening Level for Industrial Soil ²	DP-112 07/20/2015 DP-112-SO-100-01 Primary 9.5 - 10	DP-113 07/20/2015 DP-113-SO-010-01 Primary 0.5 - 1	DP-113 07/20/2015 DP-113-SO-050-01 Primary 4.5 - 5	DP-113 07/20/2015 DP-113-SO-100-01 Primary 9.5 - 10	DP-114 07/20/2015 DP-114-SO-010-01 Primary 0.5 - 1	DP-114 07/20/2015 DP-114-SO-050-01 Primary 4.5 - 5	DP-114 07/20/2015 DP-114-SO-100-01 Primary 9.5 - 10	DP-115 07/21/2015 DP-115-SO-010-01 Primary 0.5 - 1	DP-115 07/21/2015 DP-115-SO-010-02 Duplicate 0.5 - 1	DP-115 07/21/2015 DP-115-SO-050-01 Primary 4.5 - 5
Volatiles Organic Compounds (mg/kg)												
1,1,1,2-Tetrachloroethane	-	8.8	-	-	-	-	-	-	-	-	-	-
1,1,1-Trichloroethane	-	36000	-	-	-	-	-	-	-	-	-	-
1,1,2,2-Tetrachloroethane	-	2.7	-	-	-	-	-	-	-	-	-	-
1,1,2-Trichloroethane	-	5	-	-	-	-	-	-	-	-	-	-
1,1-Dichloroethane	-	16	-	-	-	-	-	-	-	-	-	-
1,1-Dichloroethene	-	1000	-	-	-	-	-	-	-	-	-	-
1,1-Dichloropropene	-	-	-	-	-	-	-	-	-	-	-	-
1,2,3-Trichlorobenzene	-	660	-	-	-	-	-	-	-	-	-	-
1,2,3-Trichloropropane	-	0.11	-	-	-	-	-	-	-	-	-	-
1,2,4-Trichlorobenzene	-	110	-	-	-	-	-	-	-	-	-	-
1,2,4-Trimethylbenzene	-	240	-	-	-	-	-	-	-	-	-	-
1,2-Dibromo-3-chloropropane (DBCP)	-	0.064	-	-	-	-	-	-	-	-	-	-
1,2-Dibromoethane (Ethylene Dibromide)	-	0.16	-	-	-	-	-	-	-	-	-	-
1,2-Dichlorobenzene	-	9300	-	-	-	-	-	-	-	-	-	-
1,2-Dichloroethane	-	2	-	-	-	-	-	-	-	-	-	-
1,2-Dichloroethene (total)	-	-	-	-	-	-	-	-	-	-	-	-
1,2-Dichloropropane	-	4.4	-	-	-	-	-	-	-	-	-	-
1,3,5-Trimethylbenzene	-	12000	-	-	-	-	-	-	-	-	-	-
1,3-Dichlorobenzene	-	-	-	-	-	-	-	-	-	-	-	-
1,3-Dichloropropane	-	23000	-	-	-	-	-	-	-	-	-	-
1,3-Dichloropropene	-	8.2	-	-	-	-	-	-	-	-	-	-
1,4-Dichlorobenzene	-	11	-	-	-	-	-	-	-	-	-	-
1,4-Dioxane	-	23	-	-	-	-	-	-	-	-	-	-
2,2-Dichloropropane	-	-	-	-	-	-	-	-	-	-	-	-
2-Butanone (Methyl Ethyl Ketone)	-	190000	-	-	-	-	-	-	-	-	-	-
2-Chlorotoluene	-	23000	-	-	-	-	-	-	-	-	-	-
2-Hexanone	-	1300	-	-	-	-	-	-	-	-	-	-
2-Phenylbutane (sec-Butylbenzene)	-	120000	-	-	-	-	-	-	-	-	-	-
4-Chlorotoluene	-	23000	-	-	-	-	-	-	-	-	-	-
4-Methyl-2-Pentanone (Methyl Isobutyl Ketone)	-	56000	-	-	-	-	-	-	-	-	-	-
Acetone	-	670000	-	-	-	-	-	-	-	-	-	-
Benzene	0.005	5.1	< 0.0031	< 0.0011	< 0.0011	< 0.0012	< 0.0011	< 0.0011	< 0.0012	< 0.0011	< 0.0011	< 0.0012
Bromobenzene	-	1800	-	-	-	-	-	-	-	-	-	-
Bromodichloromethane	-	1.3	-	-	-	-	-	-	-	-	-	-
Bromoform	-	290	-	-	-	-	-	-	-	-	-	-
Bromomethane (Methyl Bromide)	-	30	-	-	-	-	-	-	-	-	-	-
Carbon disulfide	-	3500	-	-	-	-	-	-	-	-	-	-
Carbon tetrachloride	-	2.9	-	-	-	-	-	-	-	-	-	-
Chlorobenzene	-	1300	-	-	-	-	-	-	-	-	-	-
Chlorobromomethane	-	630	-	-	-	-	-	-	-	-	-	-
Chloroethane	-	57000	-	-	-	-	-	-	-	-	-	-
Chloroform (Trichloromethane)	-	1.4	-	-	-	-	-	-	-	-	-	-
Chloromethane (Methyl Chloride)	-	460	-	-	-	-	-	-	-	-	-	-
cis-1,2-Dichloroethene	-	2300	-	-	-	-	-	-	-	-	-	-

TABLE 3
 SUMMARY OF SOIL SAMPLE ANALYTICAL RESULTS AND EXCEEDANCES - VOCs
 BUZZARD POINT DC UNITED SOCCER STADIUM DEVELOPMENT
 WASHINGTON, D.C

Location	DC Tier 0 Soil Standards ¹	EPA Regional Screening Level for Industrial Soil ²	DP-112 07/20/2015 DP-112-SO-100-01 Primary 9.5 - 10	DP-113 07/20/2015 DP-113-SO-010-01 Primary 0.5 - 1	DP-113 07/20/2015 DP-113-SO-050-01 Primary 4.5 - 5	DP-113 07/20/2015 DP-113-SO-100-01 Primary 9.5 - 10	DP-114 07/20/2015 DP-114-SO-010-01 Primary 0.5 - 1	DP-114 07/20/2015 DP-114-SO-050-01 Primary 4.5 - 5	DP-114 07/20/2015 DP-114-SO-100-01 Primary 9.5 - 10	DP-115 07/21/2015 DP-115-SO-010-01 Primary 0.5 - 1	DP-115 07/21/2015 DP-115-SO-010-02 Duplicate 0.5 - 1	DP-115 07/21/2015 DP-115-SO-050-01 Primary 4.5 - 5
cis-1,3-Dichloropropene	-	-	-	-	-	-	-	-	-	-	-	-
Cyclohexane	-	27000	-	-	-	-	-	-	-	-	-	-
Cymene (p-Isopropyltoluene)	-	-	-	-	-	-	-	-	-	-	-	-
Dibromochloromethane	-	3.2	-	-	-	-	-	-	-	-	-	-
Dibromomethane	-	98	-	-	-	-	-	-	-	-	-	-
Dichlorodifluoromethane (CFC-12)	-	370	-	-	-	-	-	-	-	-	-	-
Diisopropyl ether	-	9400	-	-	-	-	-	-	-	-	-	-
Ethylbenzene	0.04	25	< 0.0031	< 0.0011	< 0.0011	< 0.0012	< 0.0011	< 0.0011	< 0.0012	< 0.0011	< 0.0011	< 0.0012
Hexachlorobutadiene	-	30	-	-	-	-	-	-	-	-	-	-
Isopropylbenzene	-	9900	-	-	-	-	-	-	-	-	-	-
m,p-Xylenes	-	-	< 0.0062	0.00022 J	< 0.0023	< 0.0024	< 0.0022	< 0.0023	< 0.0024	< 0.0023	< 0.0021	< 0.0023
Methyl acetate	-	1.20E+06	-	-	-	-	-	-	-	-	-	-
Methyl cyclohexane	-	-	-	-	-	-	-	-	-	-	-	-
Methyl Tert Butyl Ether	-	210	-	-	-	-	-	-	-	-	-	-
Methylene chloride	-	1000	-	-	-	-	-	-	-	-	-	-
Naphthalene	-	17	-	-	-	-	-	-	-	-	-	-
n-Butylbenzene	-	58000	-	-	-	-	-	-	-	-	-	-
n-Propylbenzene	-	22000	-	-	-	-	-	-	-	-	-	-
o-Xylene	-	2800	< 0.0062	< 0.0022	< 0.0023	< 0.0024	< 0.0022	< 0.0023	< 0.0024	< 0.0023	< 0.0021	< 0.0023
Styrene	-	35000	-	-	-	-	-	-	-	-	-	-
tert-Butylbenzene	-	120000	-	-	-	-	-	-	-	-	-	-
Tetrachloroethene	-	100	-	-	-	-	-	-	-	-	-	-
Toluene	9.6	47000	0.0034 J	< 0.0016	< 0.0017	< 0.0018	< 0.0016	< 0.0017	< 0.0018	< 0.0017	< 0.0016	< 0.0017
trans-1,2-Dichloroethene	-	23000	-	-	-	-	-	-	-	-	-	-
trans-1,3-Dichloropropene	-	-	-	-	-	-	-	-	-	-	-	-
Trichloroethene	-	6	-	-	-	-	-	-	-	-	-	-
Trichlorofluoromethane (CFC-11)	-	3100	-	-	-	-	-	-	-	-	-	-
Trifluorotrchloroethane (Freon 113)	-	170000	-	-	-	-	-	-	-	-	-	-
Vinyl acetate	-	3800	-	-	-	-	-	-	-	-	-	-
Vinyl chloride	-	1.7	-	-	-	-	-	-	-	-	-	-
Xylene (total)	3.86	2500	< 0.0062	0.00022 J	< 0.0023	< 0.0024	< 0.0022	< 0.0023	< 0.0024	< 0.0023	< 0.0021	< 0.0023

NOTES

- Bold where detected; highlighted where exceeds
- Results reported in mg/kg
- mg/kg = milligrams per kilogram
- ft bgs = feet below ground surface
- = screening level not available/sample not analyzed
- < = not detected at the indicated reporting limit
- J = estimated value
- VOCs = volatile organic compounds
- 1. DC Tier 0 Standards from the Tier 0 Standard Final Rulemaking published at 40 DCR 7835, 7892 (November 12, 1993); as amended by Final Rulemaking published at 46 DCR 7699 (October 1, 1999)
- 2. United States Environmental Protection Agency (EPA) Regional Screening Level (RSL) Summary Table (January 2015)

TABLE 3

SUMMARY OF SOIL SAMPLE ANALYTICAL RESULTS AND EXCEEDANCES - VOCs
 BUZZARD POINT DC UNITED SOCCER STADIUM DEVELOPMENT
 WASHINGTON, D.C

Location	DC Tier 0 Soil Standards ¹	EPA Regional Screening Level for Industrial Soil ²	DP-115 07/21/2015 DP-115-SO-050-02 Duplicate 4.5 - 5	DP-115 07/21/2015 DP-115-SO-100-01 Primary 9.5 - 10	DP-115 07/21/2015 DP-115-SO-100-02 Duplicate 9.5 - 10	DP-116 07/21/2015 DP-116-SO-010-01 Primary 0.5 - 1	DP-116 07/21/2015 DP-116-SO-050-01 Primary 4.5 - 5	DP-116 07/21/2015 DP-116-SO-100-01 Primary 9.5 - 10	DP-117 07/21/2015 DP-117-SO-010-01 Primary 0.5 - 1	DP-117 07/21/2015 DP-117-SO-050-01 Primary 4.5 - 5	DP-117 07/21/2015 DP-117-SO-100-01 Primary 9.5 - 10	DP-127 07/22/2015 DP-127-SO-010-01 Primary 0.5 - 1
Volatiles Organic Compounds (mg/kg)												
1,1,1,2-Tetrachloroethane	-	8.8	-	-	-	-	-	-	-	-	-	-
1,1,1-Trichloroethane	-	36000	-	-	-	-	-	-	-	-	-	-
1,1,2,2-Tetrachloroethane	-	2.7	-	-	-	-	-	-	-	-	-	-
1,1,2-Trichloroethane	-	5	-	-	-	-	-	-	-	-	-	-
1,1-Dichloroethane	-	16	-	-	-	-	-	-	-	-	-	-
1,1-Dichloroethene	-	1000	-	-	-	-	-	-	-	-	-	-
1,1-Dichloropropene	-	-	-	-	-	-	-	-	-	-	-	-
1,2,3-Trichlorobenzene	-	660	-	-	-	-	-	-	-	-	-	-
1,2,3-Trichloropropane	-	0.11	-	-	-	-	-	-	-	-	-	-
1,2,4-Trichlorobenzene	-	110	-	-	-	-	-	-	-	-	-	-
1,2,4-Trimethylbenzene	-	240	-	-	-	-	-	-	-	-	-	-
1,2-Dibromo-3-chloropropane (DBCP)	-	0.064	-	-	-	-	-	-	-	-	-	-
1,2-Dibromoethane (Ethylene Dibromide)	-	0.16	-	-	-	-	-	-	-	-	-	-
1,2-Dichlorobenzene	-	9300	-	-	-	-	-	-	-	-	-	-
1,2-Dichloroethane	-	2	-	-	-	-	-	-	-	-	-	-
1,2-Dichloroethene (total)	-	-	-	-	-	-	-	-	-	-	-	-
1,2-Dichloropropane	-	4.4	-	-	-	-	-	-	-	-	-	-
1,3,5-Trimethylbenzene	-	12000	-	-	-	-	-	-	-	-	-	-
1,3-Dichlorobenzene	-	-	-	-	-	-	-	-	-	-	-	-
1,3-Dichloropropane	-	23000	-	-	-	-	-	-	-	-	-	-
1,3-Dichloropropene	-	8.2	-	-	-	-	-	-	-	-	-	-
1,4-Dichlorobenzene	-	11	-	-	-	-	-	-	-	-	-	-
1,4-Dioxane	-	23	-	-	-	-	-	-	-	-	-	-
2,2-Dichloropropane	-	-	-	-	-	-	-	-	-	-	-	-
2-Butanone (Methyl Ethyl Ketone)	-	190000	-	-	-	-	-	-	-	-	-	-
2-Chlorotoluene	-	23000	-	-	-	-	-	-	-	-	-	-
2-Hexanone	-	1300	-	-	-	-	-	-	-	-	-	-
2-Phenylbutane (sec-Butylbenzene)	-	120000	-	-	-	-	-	-	-	-	-	-
4-Chlorotoluene	-	23000	-	-	-	-	-	-	-	-	-	-
4-Methyl-2-Pentanone (Methyl Isobutyl Ketone)	-	56000	-	-	-	-	-	-	-	-	-	-
Acetone	-	670000	-	-	-	-	-	-	-	-	-	-
Benzene	0.005	5.1	< 0.0012	< 0.0013	< 0.0012	< 0.0012	< 0.0012	< 0.0012	< 0.0011	< 0.0012	< 0.0012	< 0.0011
Bromobenzene	-	1800	-	-	-	-	-	-	-	-	-	-
Bromodichloromethane	-	1.3	-	-	-	-	-	-	-	-	-	-
Bromoform	-	290	-	-	-	-	-	-	-	-	-	-
Bromomethane (Methyl Bromide)	-	30	-	-	-	-	-	-	-	-	-	-
Carbon disulfide	-	3500	-	-	-	-	-	-	-	-	-	-
Carbon tetrachloride	-	2.9	-	-	-	-	-	-	-	-	-	-
Chlorobenzene	-	1300	-	-	-	-	-	-	-	-	-	-
Chlorobromomethane	-	630	-	-	-	-	-	-	-	-	-	-
Chloroethane	-	57000	-	-	-	-	-	-	-	-	-	-
Chloroform (Trichloromethane)	-	1.4	-	-	-	-	-	-	-	-	-	-
Chloromethane (Methyl Chloride)	-	460	-	-	-	-	-	-	-	-	-	-
cis-1,2-Dichloroethene	-	2300	-	-	-	-	-	-	-	-	-	-

TABLE 3
 SUMMARY OF SOIL SAMPLE ANALYTICAL RESULTS AND EXCEEDANCES - VOCs
 BUZZARD POINT DC UNITED SOCCER STADIUM DEVELOPMENT
 WASHINGTON, D.C

Location	DC Tier 0 Soil Standards ¹	EPA Regional Screening Level for Industrial Soil ²	DP-115 07/21/2015 DP-115-SO-050-02 Duplicate 4.5 - 5	DP-115 07/21/2015 DP-115-SO-100-01 Primary 9.5 - 10	DP-115 07/21/2015 DP-115-SO-100-02 Duplicate 9.5 - 10	DP-116 07/21/2015 DP-116-SO-010-01 Primary 0.5 - 1	DP-116 07/21/2015 DP-116-SO-050-01 Primary 4.5 - 5	DP-116 07/21/2015 DP-116-SO-100-01 Primary 9.5 - 10	DP-117 07/21/2015 DP-117-SO-010-01 Primary 0.5 - 1	DP-117 07/21/2015 DP-117-SO-050-01 Primary 4.5 - 5	DP-117 07/21/2015 DP-117-SO-100-01 Primary 9.5 - 10	DP-127 07/22/2015 DP-127-SO-010-01 Primary 0.5 - 1
cis-1,3-Dichloropropene	-	-	-	-	-	-	-	-	-	-	-	-
Cyclohexane	-	27000	-	-	-	-	-	-	-	-	-	-
Cymene (p-Isopropyltoluene)	-	-	-	-	-	-	-	-	-	-	-	-
Dibromochloromethane	-	3.2	-	-	-	-	-	-	-	-	-	-
Dibromomethane	-	98	-	-	-	-	-	-	-	-	-	-
Dichlorodifluoromethane (CFC-12)	-	370	-	-	-	-	-	-	-	-	-	-
Diisopropyl ether	-	9400	-	-	-	-	-	-	-	-	-	-
Ethylbenzene	0.04	25	< 0.0012	< 0.0013	< 0.0012	< 0.0012	< 0.0012	< 0.0012	< 0.0011	< 0.0012	< 0.0012	< 0.0011
Hexachlorobutadiene	-	30	-	-	-	-	-	-	-	-	-	-
Isopropylbenzene	-	9900	-	-	-	-	-	-	-	-	-	-
m,p-Xylenes	-	-	< 0.0023	< 0.0025	< 0.0025	< 0.0023	< 0.0024	< 0.0024	< 0.0022	< 0.0023	< 0.0024	< 0.0022
Methyl acetate	-	1.20E+06	-	-	-	-	-	-	-	-	-	-
Methyl cyclohexane	-	-	-	-	-	-	-	-	-	-	-	-
Methyl Tert Butyl Ether	-	210	-	-	-	-	-	-	-	-	-	-
Methylene chloride	-	1000	-	-	-	-	-	-	-	-	-	-
Naphthalene	-	17	-	-	-	-	-	-	-	-	-	-
n-Butylbenzene	-	58000	-	-	-	-	-	-	-	-	-	-
n-Propylbenzene	-	22000	-	-	-	-	-	-	-	-	-	-
o-Xylene	-	2800	< 0.0023	< 0.0025	< 0.0025	< 0.0023	< 0.0024	< 0.0024	< 0.0022	< 0.0023	< 0.0024	< 0.0022
Styrene	-	35000	-	-	-	-	-	-	-	-	-	-
tert-Butylbenzene	-	120000	-	-	-	-	-	-	-	-	-	-
Tetrachloroethene	-	100	-	-	-	-	-	-	-	-	-	-
Toluene	9.6	47000	< 0.0017	< 0.0019	< 0.0019	< 0.0017	< 0.0018	< 0.0018	< 0.0017	< 0.0017	< 0.0018	< 0.0016
trans-1,2-Dichloroethene	-	23000	-	-	-	-	-	-	-	-	-	-
trans-1,3-Dichloropropene	-	-	-	-	-	-	-	-	-	-	-	-
Trichloroethene	-	6	-	-	-	-	-	-	-	-	-	-
Trichlorofluoromethane (CFC-11)	-	3100	-	-	-	-	-	-	-	-	-	-
Trifluorotrchloroethane (Freon 113)	-	170000	-	-	-	-	-	-	-	-	-	-
Vinyl acetate	-	3800	-	-	-	-	-	-	-	-	-	-
Vinyl chloride	-	1.7	-	-	-	-	-	-	-	-	-	-
Xylene (total)	3.86	2500	< 0.0023	< 0.0025	< 0.0025	< 0.0023	< 0.0024	< 0.0024	< 0.0022	< 0.0023	< 0.0024	< 0.0022

NOTES
 Bold where detected; highlighted where exceeds
 Results reported in mg/kg
 mg/kg = milligrams per kilogram
 ft bgs = feet below ground surface
 -- = screening level not available/sample not analyzed
 < = not detected at the indicated reporting limit
 J = estimated value
 VOCs = volatile organic compounds
 1. DC Tier 0 Standards from the Tier 0 Standard Final Rulemaking published at 40 DCR 7835, 7892 (November 12, 1993); as amended by Final Rulemaking published at 46 DCR 7699 (October 1, 1999)
 2. United States Environmental Protection Agency (EPA) Regional Screening Level (RSL) Summary Table (January 2015)

TABLE 3
 SUMMARY OF SOIL SAMPLE ANALYTICAL RESULTS AND EXCEEDANCES - VOCs
 BUZZARD POINT DC UNITED SOCCER STADIUM DEVELOPMENT
 WASHINGTON, D.C

Location	DC Tier 0 Soil Standards ¹	EPA Regional Screening Level for Industrial Soil ²	DP-127 07/22/2015 DP-127-SO-050-01 Primary 4.5 - 5	DP-127 07/22/2015 DP-127-SO-100-01 Primary 9.5 - 10	DP-128 07/22/2015 DP-128-SO-010-01 Primary 0.5 - 1	DP-128 07/22/2015 DP-128-SO-050-01 Primary 4.5 - 5	DP-128 07/22/2015 DP-128-SO-100-01 Primary 9.5 - 10	DP-129 07/22/2015 DP-129-SO-010-01 Primary 0.5 - 1	DP-129 07/22/2015 DP-129-SO-050-01 Primary 4.5 - 5	DP-129 07/22/2015 DP-129-SO-100-01 Primary 9.5 - 10	DP-130 07/22/2015 DP-130-SO-010-01 Primary 0.5 - 1	DP-130 07/22/2015 DP-130-SO-050-01 Primary 4.5 - 5
Volatiles Organic Compounds (mg/kg)												
1,1,1,2-Tetrachloroethane	-	8.8	-	-	-	-	-	-	-	-	-	-
1,1,1-Trichloroethane	-	36000	-	-	-	-	-	-	-	-	-	-
1,1,2,2-Tetrachloroethane	-	2.7	-	-	-	-	-	-	-	-	-	-
1,1,2-Trichloroethane	-	5	-	-	-	-	-	-	-	-	-	-
1,1-Dichloroethane	-	16	-	-	-	-	-	-	-	-	-	-
1,1-Dichloroethene	-	1000	-	-	-	-	-	-	-	-	-	-
1,1-Dichloropropene	-	-	-	-	-	-	-	-	-	-	-	-
1,2,3-Trichlorobenzene	-	660	-	-	-	-	-	-	-	-	-	-
1,2,3-Trichloropropane	-	0.11	-	-	-	-	-	-	-	-	-	-
1,2,4-Trichlorobenzene	-	110	-	-	-	-	-	-	-	-	-	-
1,2,4-Trimethylbenzene	-	240	-	-	-	-	-	-	-	-	-	-
1,2-Dibromo-3-chloropropane (DBCP)	-	0.064	-	-	-	-	-	-	-	-	-	-
1,2-Dibromoethane (Ethylene Dibromide)	-	0.16	-	-	-	-	-	-	-	-	-	-
1,2-Dichlorobenzene	-	9300	-	-	-	-	-	-	-	-	-	-
1,2-Dichloroethane	-	2	-	-	-	-	-	-	-	-	-	-
1,2-Dichloroethene (total)	-	-	-	-	-	-	-	-	-	-	-	-
1,2-Dichloropropane	-	4.4	-	-	-	-	-	-	-	-	-	-
1,3,5-Trimethylbenzene	-	12000	-	-	-	-	-	-	-	-	-	-
1,3-Dichlorobenzene	-	-	-	-	-	-	-	-	-	-	-	-
1,3-Dichloropropane	-	23000	-	-	-	-	-	-	-	-	-	-
1,3-Dichloropropene	-	8.2	-	-	-	-	-	-	-	-	-	-
1,4-Dichlorobenzene	-	11	-	-	-	-	-	-	-	-	-	-
1,4-Dioxane	-	23	-	-	-	-	-	-	-	-	-	-
2,2-Dichloropropane	-	-	-	-	-	-	-	-	-	-	-	-
2-Butanone (Methyl Ethyl Ketone)	-	190000	-	-	-	-	-	-	-	-	-	-
2-Chlorotoluene	-	23000	-	-	-	-	-	-	-	-	-	-
2-Hexanone	-	1300	-	-	-	-	-	-	-	-	-	-
2-Phenylbutane (sec-Butylbenzene)	-	120000	-	-	-	-	-	-	-	-	-	-
4-Chlorotoluene	-	23000	-	-	-	-	-	-	-	-	-	-
4-Methyl-2-Pentanone (Methyl Isobutyl Ketone)	-	56000	-	-	-	-	-	-	-	-	-	-
Acetone	-	670000	-	-	-	-	-	-	-	-	-	-
Benzene	0.005	5.1	< 0.0011	< 0.0012	< 0.0011	< 0.0011	< 0.0012	< 0.0012	< 0.0012	< 0.0012	< 0.0011	< 0.0011
Bromobenzene	-	1800	-	-	-	-	-	-	-	-	-	-
Bromodichloromethane	-	1.3	-	-	-	-	-	-	-	-	-	-
Bromoform	-	290	-	-	-	-	-	-	-	-	-	-
Bromomethane (Methyl Bromide)	-	30	-	-	-	-	-	-	-	-	-	-
Carbon disulfide	-	3500	-	-	-	-	-	-	-	-	-	-
Carbon tetrachloride	-	2.9	-	-	-	-	-	-	-	-	-	-
Chlorobenzene	-	1300	-	-	-	-	-	-	-	-	-	-
Chlorobromomethane	-	630	-	-	-	-	-	-	-	-	-	-
Chloroethane	-	57000	-	-	-	-	-	-	-	-	-	-
Chloroform (Trichloromethane)	-	1.4	-	-	-	-	-	-	-	-	-	-
Chloromethane (Methyl Chloride)	-	460	-	-	-	-	-	-	-	-	-	-
cis-1,2-Dichloroethene	-	2300	-	-	-	-	-	-	-	-	-	-

TABLE 3
 SUMMARY OF SOIL SAMPLE ANALYTICAL RESULTS AND EXCEEDANCES - VOCs
 BUZZARD POINT DC UNITED SOCCER STADIUM DEVELOPMENT
 WASHINGTON, D.C

Location	DC Tier 0 Soil Standards ¹	EPA Regional Screening Level for Industrial Soil ²	DP-127 07/22/2015 DP-127-SO-050-01 Primary 4.5 - 5	DP-127 07/22/2015 DP-127-SO-100-01 Primary 9.5 - 10	DP-128 07/22/2015 DP-128-SO-010-01 Primary 0.5 - 1	DP-128 07/22/2015 DP-128-SO-050-01 Primary 4.5 - 5	DP-128 07/22/2015 DP-128-SO-100-01 Primary 9.5 - 10	DP-129 07/22/2015 DP-129-SO-010-01 Primary 0.5 - 1	DP-129 07/22/2015 DP-129-SO-050-01 Primary 4.5 - 5	DP-129 07/22/2015 DP-129-SO-100-01 Primary 9.5 - 10	DP-130 07/22/2015 DP-130-SO-010-01 Primary 0.5 - 1	DP-130 07/22/2015 DP-130-SO-050-01 Primary 4.5 - 5
cis-1,3-Dichloropropene	-	-	-	-	-	-	-	-	-	-	-	-
Cyclohexane	-	27000	-	-	-	-	-	-	-	-	-	-
Cymene (p-Isopropyltoluene)	-	-	-	-	-	-	-	-	-	-	-	-
Dibromochloromethane	-	3.2	-	-	-	-	-	-	-	-	-	-
Dibromomethane	-	98	-	-	-	-	-	-	-	-	-	-
Dichlorodifluoromethane (CFC-12)	-	370	-	-	-	-	-	-	-	-	-	-
Diisopropyl ether	-	9400	-	-	-	-	-	-	-	-	-	-
Ethylbenzene	0.04	25	< 0.0011	< 0.0012	< 0.0011	< 0.0011	< 0.0012	< 0.0012	< 0.0012	< 0.0012	< 0.0011	< 0.0011
Hexachlorobutadiene	-	30	-	-	-	-	-	-	-	-	-	-
Isopropylbenzene	-	9900	-	-	-	-	-	-	-	-	-	-
m,p-Xylenes	-	-	< 0.0023	< 0.0025	< 0.0021	< 0.0022	< 0.0024	< 0.0023	< 0.0023	< 0.0024	< 0.0022	< 0.0023
Methyl acetate	-	1.20E+06	-	-	-	-	-	-	-	-	-	-
Methyl cyclohexane	-	-	-	-	-	-	-	-	-	-	-	-
Methyl Tert Butyl Ether	-	210	-	-	-	-	-	-	-	-	-	-
Methylene chloride	-	1000	-	-	-	-	-	-	-	-	-	-
Naphthalene	-	17	-	-	-	-	-	-	-	-	-	-
n-Butylbenzene	-	58000	-	-	-	-	-	-	-	-	-	-
n-Propylbenzene	-	22000	-	-	-	-	-	-	-	-	-	-
o-Xylene	-	2800	< 0.0023	< 0.0025	< 0.0021	< 0.0022	< 0.0024	< 0.0023	< 0.0023	< 0.0024	< 0.0022	< 0.0023
Styrene	-	35000	-	-	-	-	-	-	-	-	-	-
tert-Butylbenzene	-	120000	-	-	-	-	-	-	-	-	-	-
Tetrachloroethene	-	100	-	-	-	-	-	-	-	-	-	-
Toluene	9.6	47000	< 0.0017	< 0.0019	< 0.0016	< 0.0017	< 0.0018	< 0.0017	< 0.0018	< 0.0018	< 0.0017	< 0.0017
trans-1,2-Dichloroethene	-	23000	-	-	-	-	-	-	-	-	-	-
trans-1,3-Dichloropropene	-	-	-	-	-	-	-	-	-	-	-	-
Trichloroethene	-	6	-	-	-	-	-	-	-	-	-	-
Trichlorofluoromethane (CFC-11)	-	3100	-	-	-	-	-	-	-	-	-	-
Trifluorotrchloroethane (Freon 113)	-	170000	-	-	-	-	-	-	-	-	-	-
Vinyl acetate	-	3800	-	-	-	-	-	-	-	-	-	-
Vinyl chloride	-	1.7	-	-	-	-	-	-	-	-	-	-
Xylene (total)	3.86	2500	< 0.0023	< 0.0025	< 0.0021	< 0.0022	< 0.0024	< 0.0023	< 0.0023	< 0.0024	< 0.0022	< 0.0023

NOTES

- Bold where detected; highlighted where exceeds
- Results reported in mg/kg
- mg/kg = milligrams per kilogram
- ft bgs = feet below ground surface
- = screening level not available/sample not analyzed
- < = not detected at the indicated reporting limit
- J = estimated value
- VOCs = volatile organic compounds
- 1. DC Tier 0 Standards from the Tier 0 Standard Final Rulemaking published at 40 DCR 7835, 7892 (November 12, 1993); as amended by Final Rulemaking published at 46 DCR 7699 (October 1, 1999)
- 2. United States Environmental Protection Agency (EPA) Regional Screening Level (RSL) Summary Table (January 2015)

TABLE 3

SUMMARY OF SOIL SAMPLE ANALYTICAL RESULTS AND EXCEEDANCES - VOCs
 BUZZARD POINT DC UNITED SOCCER STADIUM DEVELOPMENT
 WASHINGTON, D.C

Location			DP-130	DP-131	DP-131	DP-131	DP-132	DP-132	DP-132	DP-133	DP-133	DP-133
Sample Date			07/22/2015	07/22/2015	07/22/2015	07/22/2015	07/22/2015	07/22/2015	07/22/2015	07/22/2015	07/22/2015	07/22/2015
Sample Name			DP-130-SO-100-01	DP-131-SO-010-01	DP-131-SO-050-01	DP-131-SO-100-01	DP-132-SO-010-01	DP-132-SO-050-01	DP-132-SO-100-01	DP-133-SO-010-01	DP-133-SO-050-01	DP-133-SO-100-01
Sample Type			Primary	Primary	Primary	Primary	Primary	Primary	Primary	Primary	Primary	Primary
Sample Depth Interval (ft bgs)			9.5 - 10	0.5 - 1	4.5 - 5	9.5 - 10	0.5 - 1	4.5 - 5	9.5 - 10	0.5 - 1	4.5 - 5	9.5 - 10
Volatiles Organic Compounds (mg/kg)												
1,1,1,2-Tetrachloroethane	-	8.8	-	-	-	-	-	-	-	-	-	-
1,1,1-Trichloroethane	-	36000	-	-	-	-	-	-	-	-	-	-
1,1,2,2-Tetrachloroethane	-	2.7	-	-	-	-	-	-	-	-	-	-
1,1,2-Trichloroethane	-	5	-	-	-	-	-	-	-	-	-	-
1,1-Dichloroethane	-	16	-	-	-	-	-	-	-	-	-	-
1,1-Dichloroethene	-	1000	-	-	-	-	-	-	-	-	-	-
1,1-Dichloropropene	-	-	-	-	-	-	-	-	-	-	-	-
1,2,3-Trichlorobenzene	-	660	-	-	-	-	-	-	-	-	-	-
1,2,3-Trichloropropane	-	0.11	-	-	-	-	-	-	-	-	-	-
1,2,4-Trichlorobenzene	-	110	-	-	-	-	-	-	-	-	-	-
1,2,4-Trimethylbenzene	-	240	-	-	-	-	-	-	-	-	-	-
1,2-Dibromo-3-chloropropane (DBCP)	-	0.064	-	-	-	-	-	-	-	-	-	-
1,2-Dibromoethane (Ethylene Dibromide)	-	0.16	-	-	-	-	-	-	-	-	-	-
1,2-Dichlorobenzene	-	9300	-	-	-	-	-	-	-	-	-	-
1,2-Dichloroethane	-	2	-	-	-	-	-	-	-	-	-	-
1,2-Dichloroethene (total)	-	-	-	-	-	-	-	-	-	-	-	-
1,2-Dichloropropane	-	4.4	-	-	-	-	-	-	-	-	-	-
1,3,5-Trimethylbenzene	-	12000	-	-	-	-	-	-	-	-	-	-
1,3-Dichlorobenzene	-	-	-	-	-	-	-	-	-	-	-	-
1,3-Dichloropropane	-	23000	-	-	-	-	-	-	-	-	-	-
1,3-Dichloropropene	-	8.2	-	-	-	-	-	-	-	-	-	-
1,4-Dichlorobenzene	-	11	-	-	-	-	-	-	-	-	-	-
1,4-Dioxane	-	23	-	-	-	-	-	-	-	-	-	-
2,2-Dichloropropane	-	-	-	-	-	-	-	-	-	-	-	-
2-Butanone (Methyl Ethyl Ketone)	-	190000	-	-	-	-	-	-	-	-	-	-
2-Chlorotoluene	-	23000	-	-	-	-	-	-	-	-	-	-
2-Hexanone	-	1300	-	-	-	-	-	-	-	-	-	-
2-Phenylbutane (sec-Butylbenzene)	-	120000	-	-	-	-	-	-	-	-	-	-
4-Chlorotoluene	-	23000	-	-	-	-	-	-	-	-	-	-
4-Methyl-2-Pentanone (Methyl Isobutyl Ketone)	-	56000	-	-	-	-	-	-	-	-	-	-
Acetone	-	670000	-	-	-	-	-	-	-	-	-	-
Benzene	0.005	5.1	< 0.0012	< 0.0010	< 0.0011	< 0.0012	< 0.0011	< 0.0011	< 0.0012	< 0.0011	< 0.0012	< 0.0012
Bromobenzene	-	1800	-	-	-	-	-	-	-	-	-	-
Bromodichloromethane	-	1.3	-	-	-	-	-	-	-	-	-	-
Bromoform	-	290	-	-	-	-	-	-	-	-	-	-
Bromomethane (Methyl Bromide)	-	30	-	-	-	-	-	-	-	-	-	-
Carbon disulfide	-	3500	-	-	-	-	-	-	-	-	-	-
Carbon tetrachloride	-	2.9	-	-	-	-	-	-	-	-	-	-
Chlorobenzene	-	1300	-	-	-	-	-	-	-	-	-	-
Chlorobromomethane	-	630	-	-	-	-	-	-	-	-	-	-
Chloroethane	-	57000	-	-	-	-	-	-	-	-	-	-
Chloroform (Trichloromethane)	-	1.4	-	-	-	-	-	-	-	-	-	-
Chloromethane (Methyl Chloride)	-	460	-	-	-	-	-	-	-	-	-	-
cis-1,2-Dichloroethene	-	2300	-	-	-	-	-	-	-	-	-	-

TABLE 3
 SUMMARY OF SOIL SAMPLE ANALYTICAL RESULTS AND EXCEEDANCES - VOCs
 BUZZARD POINT DC UNITED SOCCER STADIUM DEVELOPMENT
 WASHINGTON, D.C

Location	DC Tier 0 Soil Standards ¹	EPA Regional Screening Level for Industrial Soil ²	DP-130 07/22/2015 DP-130-SO-100-01 Primary 9.5 - 10	DP-131 07/22/2015 DP-131-SO-010-01 Primary 0.5 - 1	DP-131 07/22/2015 DP-131-SO-050-01 Primary 4.5 - 5	DP-131 07/22/2015 DP-131-SO-100-01 Primary 9.5 - 10	DP-132 07/22/2015 DP-132-SO-010-01 Primary 0.5 - 1	DP-132 07/22/2015 DP-132-SO-050-01 Primary 4.5 - 5	DP-132 07/22/2015 DP-132-SO-100-01 Primary 9.5 - 10	DP-133 07/22/2015 DP-133-SO-010-01 Primary 0.5 - 1	DP-133 07/22/2015 DP-133-SO-050-01 Primary 4.5 - 5	DP-133 07/22/2015 DP-133-SO-100-01 Primary 9.5 - 10
cis-1,3-Dichloropropene	-	-	-	-	-	-	-	-	-	-	-	-
Cyclohexane	-	27000	-	-	-	-	-	-	-	-	-	-
Cymene (p-Isopropyltoluene)	-	-	-	-	-	-	-	-	-	-	-	-
Dibromochloromethane	-	3.2	-	-	-	-	-	-	-	-	-	-
Dibromomethane	-	98	-	-	-	-	-	-	-	-	-	-
Dichlorodifluoromethane (CFC-12)	-	370	-	-	-	-	-	-	-	-	-	-
Diisopropyl ether	-	9400	-	-	-	-	-	-	-	-	-	-
Ethylbenzene	0.04	25	< 0.0012	< 0.0010	< 0.0011	< 0.0012	< 0.0011	< 0.0011	< 0.0012	< 0.0011	< 0.0012	< 0.0012
Hexachlorobutadiene	-	30	-	-	-	-	-	-	-	-	-	-
Isopropylbenzene	-	9900	-	-	-	-	-	-	-	-	-	-
m,p-Xylenes	-	-	< 0.0024	< 0.0020	< 0.0023	< 0.0024	< 0.0022	< 0.0022	< 0.0025	< 0.0022	< 0.0024	< 0.0024
Methyl acetate	-	1.20E+06	-	-	-	-	-	-	-	-	-	-
Methyl cyclohexane	-	-	-	-	-	-	-	-	-	-	-	-
Methyl Tert Butyl Ether	-	210	-	-	-	-	-	-	-	-	-	-
Methylene chloride	-	1000	-	-	-	-	-	-	-	-	-	-
Naphthalene	-	17	-	-	-	-	-	-	-	-	-	-
n-Butylbenzene	-	58000	-	-	-	-	-	-	-	-	-	-
n-Propylbenzene	-	22000	-	-	-	-	-	-	-	-	-	-
o-Xylene	-	2800	< 0.0024	< 0.0020	< 0.0023	< 0.0024	< 0.0022	< 0.0022	< 0.0025	< 0.0022	< 0.0024	< 0.0024
Styrene	-	35000	-	-	-	-	-	-	-	-	-	-
tert-Butylbenzene	-	120000	-	-	-	-	-	-	-	-	-	-
Tetrachloroethene	-	100	-	-	-	-	-	-	-	-	-	-
Toluene	9.6	47000	< 0.0018	< 0.0015	< 0.0017	< 0.0018	< 0.0017	< 0.0016	< 0.0018	< 0.0017	< 0.0018	< 0.0018
trans-1,2-Dichloroethene	-	23000	-	-	-	-	-	-	-	-	-	-
trans-1,3-Dichloropropene	-	-	-	-	-	-	-	-	-	-	-	-
Trichloroethene	-	6	-	-	-	-	-	-	-	-	-	-
Trichlorofluoromethane (CFC-11)	-	3100	-	-	-	-	-	-	-	-	-	-
Trifluorotrchloroethane (Freon 113)	-	170000	-	-	-	-	-	-	-	-	-	-
Vinyl acetate	-	3800	-	-	-	-	-	-	-	-	-	-
Vinyl chloride	-	1.7	-	-	-	-	-	-	-	-	-	-
Xylene (total)	3.86	2500	< 0.0024	< 0.0020	< 0.0023	< 0.0024	< 0.0022	< 0.0022	< 0.0025	< 0.0022	< 0.0024	< 0.0024

NOTES

- Bold where detected; highlighted where exceeds
- Results reported in mg/kg
- mg/kg = milligrams per kilogram
- ft bgs = feet below ground surface
- = screening level not available/sample not analyzed
- < = not detected at the indicated reporting limit
- J = estimated value
- VOCs = volatile organic compounds
- 1. DC Tier 0 Standards from the Tier 0 Standard Final Rulemaking published at 40 DCR 7835, 7892 (November 12, 1993); as amended by Final Rulemaking published at 46 DCR 7699 (October 1, 1999)
- 2. United States Environmental Protection Agency (EPA) Regional Screening Level (RSL) Summary Table (January 2015)

TABLE 3

SUMMARY OF SOIL SAMPLE ANALYTICAL RESULTS AND EXCEEDANCES - VOCs
 BUZZARD POINT DC UNITED SOCCER STADIUM DEVELOPMENT
 WASHINGTON, D.C

Location	DC Tier 0 Soil Standards ¹	EPA Regional Screening Level for Industrial Soil ²	DP-133 07/22/2015 DP-133-SO-100-02 Duplicate 9.5 - 10	DP-134 07/22/2015 DP-134-SO-010-01 Primary 0.5 - 1	DP-134 07/22/2015 DP-134-SO-050-01 Primary 4.5 - 5	DP-134 07/22/2015 DP-134-SO-100-01 Primary 9.5 - 10	DP-135 07/22/2015 DP-135-SO-010-01 Primary 0.5 - 1	DP-135 07/22/2015 DP-135-SO-050-01 Primary 4.5 - 5	GSS-603-800-1 04/10/2015 GSS-603-800-1-1 Primary 3.5 - 5	GSS-603-800-1 04/10/2015 GSS-603-800-1-2 Primary 8.5 - 10	GSS-603-800-2 04/10/2015 GSS-603-800-2-1 Primary 3.5 - 5	GSS-603-800-2 04/10/2015 GSS-603-800-2-2 Primary 8.5 - 10
Volatiles Organic Compounds (mg/kg)												
1,1,1,2-Tetrachloroethane	-	8.8	-	-	-	-	-	-	< 0.0082	< 0.0111	< 0.010	< 0.0097
1,1,1-Trichloroethane	-	36000	-	-	-	-	-	-	< 0.0082	< 0.0111	< 0.010	< 0.0097
1,1,2,2-Tetrachloroethane	-	2.7	-	-	-	-	-	-	< 0.0082	< 0.0111	< 0.010	< 0.0097
1,1,2-Trichloroethane	-	5	-	-	-	-	-	-	< 0.0082	< 0.0111	< 0.010	< 0.0097
1,1-Dichloroethane	-	16	-	-	-	-	-	-	< 0.0082	< 0.0111	< 0.010	< 0.0097
1,1-Dichloroethene	-	1000	-	-	-	-	-	-	< 0.0082	< 0.0111	< 0.010	< 0.0097
1,1-Dichloropropene	-	-	-	-	-	-	-	-	< 0.0082	< 0.0111	< 0.010	< 0.0097
1,2,3-Trichlorobenzene	-	660	-	-	-	-	-	-	< 0.0082	< 0.0111	< 0.010	< 0.0097
1,2,3-Trichloropropane	-	0.11	-	-	-	-	-	-	< 0.0082	< 0.0111	< 0.010	< 0.0097
1,2,4-Trichlorobenzene	-	110	-	-	-	-	-	-	< 0.0082	< 0.0111	< 0.010	< 0.0097
1,2,4-Trimethylbenzene	-	240	-	-	-	-	-	-	< 0.0082	< 0.0111	< 0.010	< 0.0097
1,2-Dibromo-3-chloropropane (DBCP)	-	0.064	-	-	-	-	-	-	< 0.0082	< 0.0111	< 0.010	< 0.0097
1,2-Dibromoethane (Ethylene Dibromide)	-	0.16	-	-	-	-	-	-	< 0.0082	< 0.0111	< 0.010	< 0.0097
1,2-Dichlorobenzene	-	9300	-	-	-	-	-	-	< 0.0082	< 0.0111	< 0.010	< 0.0097
1,2-Dichloroethane	-	2	-	-	-	-	-	-	< 0.0082	< 0.0111	< 0.010	< 0.0097
1,2-Dichloroethene (total)	-	-	-	-	-	-	-	-	-	-	-	-
1,2-Dichloropropane	-	4.4	-	-	-	-	-	-	< 0.0082	< 0.0111	< 0.010	< 0.0097
1,3,5-Trimethylbenzene	-	12000	-	-	-	-	-	-	< 0.0082	< 0.0111	< 0.010	< 0.0097
1,3-Dichlorobenzene	-	-	-	-	-	-	-	-	< 0.0082	< 0.0111	< 0.010	< 0.0097
1,3-Dichloropropane	-	23000	-	-	-	-	-	-	< 0.0082	< 0.0111	< 0.010	< 0.0097
1,3-Dichloropropene	-	8.2	-	-	-	-	-	-	-	-	-	-
1,4-Dichlorobenzene	-	11	-	-	-	-	-	-	< 0.0082	< 0.0111	< 0.010	< 0.0097
1,4-Dioxane	-	23	-	-	-	-	-	-	-	-	-	-
2,2-Dichloropropane	-	-	-	-	-	-	-	-	< 0.0082	< 0.0111	< 0.010	< 0.0097
2-Butanone (Methyl Ethyl Ketone)	-	190000	-	-	-	-	-	-	< 0.165	< 0.222	< 0.20	< 0.194
2-Chlorotoluene	-	23000	-	-	-	-	-	-	< 0.0082	< 0.0111	< 0.010	< 0.0097
2-Hexanone	-	1300	-	-	-	-	-	-	< 0.0823	< 0.111	< 0.0999	< 0.0972
2-Phenylbutane (sec-Butylbenzene)	-	120000	-	-	-	-	-	-	< 0.0082	< 0.0111	< 0.010	< 0.0097
4-Chlorotoluene	-	23000	-	-	-	-	-	-	< 0.0082	< 0.0111	< 0.010	< 0.0097
4-Methyl-2-Pentanone (Methyl Isobutyl Ketone)	-	56000	-	-	-	-	-	-	< 0.0823	< 0.111	< 0.0999	< 0.0972
Acetone	-	670000	-	-	-	-	-	-	< 0.165	< 0.222	< 0.20	< 0.194
Benzene	0.005	5.1	< 0.0012	< 0.0011	< 0.0011	< 0.0012	< 0.0011	< 0.0011	< 0.0082	< 0.0111	< 0.010	< 0.0097
Bromobenzene	-	1800	-	-	-	-	-	-	< 0.0082	< 0.0111	< 0.010	< 0.0097
Bromodichloromethane	-	1.3	-	-	-	-	-	-	< 0.0082	< 0.0111	< 0.010	< 0.0097
Bromoform	-	290	-	-	-	-	-	-	< 0.0082	< 0.0111	< 0.010	< 0.0097
Bromomethane (Methyl Bromide)	-	30	-	-	-	-	-	-	< 0.0165	< 0.0222	< 0.020	< 0.0194
Carbon disulfide	-	3500	-	-	-	-	-	-	-	-	-	-
Carbon tetrachloride	-	2.9	-	-	-	-	-	-	< 0.0082	< 0.0111	< 0.010	< 0.0097
Chlorobenzene	-	1300	-	-	-	-	-	-	< 0.0082	< 0.0111	< 0.010	< 0.0097
Chlorobromomethane	-	630	-	-	-	-	-	-	< 0.0082	< 0.0111	< 0.010	< 0.0097
Chloroethane	-	57000	-	-	-	-	-	-	< 0.0165	< 0.0222	< 0.020	< 0.0194
Chloroform (Trichloromethane)	-	1.4	-	-	-	-	-	-	< 0.0082	< 0.0111	< 0.010	< 0.0097
Chloromethane (Methyl Chloride)	-	460	-	-	-	-	-	-	< 0.0165	< 0.0222	< 0.020	< 0.0194
cis-1,2-Dichloroethene	-	2300	-	-	-	-	-	-	< 0.0082	< 0.0111	< 0.010	< 0.0097

TABLE 3
 SUMMARY OF SOIL SAMPLE ANALYTICAL RESULTS AND EXCEEDANCES - VOCs
 BUZZARD POINT DC UNITED SOCCER STADIUM DEVELOPMENT
 WASHINGTON, D.C

Location	DC Tier 0 Soil Standards ¹	EPA Regional Screening Level for Industrial Soil ²	DP-133 07/22/2015 DP-133-SO-100-02 Duplicate 9.5 - 10	DP-134 07/22/2015 DP-134-SO-010-01 Primary 0.5 - 1	DP-134 07/22/2015 DP-134-SO-050-01 Primary 4.5 - 5	DP-134 07/22/2015 DP-134-SO-100-01 Primary 9.5 - 10	DP-135 07/22/2015 DP-135-SO-010-01 Primary 0.5 - 1	DP-135 07/22/2015 DP-135-SO-050-01 Primary 4.5 - 5	GSS-603-800-1 04/10/2015 GSS-603-800-1-1 Primary 3.5 - 5	GSS-603-800-1 04/10/2015 GSS-603-800-1-2 Primary 8.5 - 10	GSS-603-800-2 04/10/2015 GSS-603-800-2-1 Primary 3.5 - 5	GSS-603-800-2 04/10/2015 GSS-603-800-2-2 Primary 8.5 - 10
cis-1,3-Dichloropropene	-	-	-	-	-	-	-	-	< 0.0082	< 0.0111	< 0.010	< 0.0097
Cyclohexane	-	27000	-	-	-	-	-	-	-	-	-	-
Cymene (p-Isopropyltoluene)	-	-	-	-	-	-	-	-	< 0.0082	< 0.0111	< 0.010	< 0.0097
Dibromochloromethane	-	3.2	-	-	-	-	-	-	< 0.0082	< 0.0111	< 0.010	< 0.0097
Dibromomethane	-	98	-	-	-	-	-	-	< 0.0082	< 0.0111	< 0.010	< 0.0097
Dichlorodifluoromethane (CFC-12)	-	370	-	-	-	-	-	-	< 0.0165	< 0.0222	< 0.020	< 0.0194
Diisopropyl ether	-	9400	-	-	-	-	-	-	< 0.0082	< 0.0111	< 0.010	< 0.0097
Ethylbenzene	0.04	25	< 0.0012	< 0.0011	< 0.0011	< 0.0012	< 0.0011	< 0.0011	< 0.0082	< 0.0111	< 0.010	< 0.0097
Hexachlorobutadiene	-	30	-	-	-	-	-	-	< 0.0082	< 0.0111	< 0.010	< 0.0097
Isopropylbenzene	-	9900	-	-	-	-	-	-	< 0.0082	< 0.0111	< 0.010	< 0.0097
m,p-Xylenes	-	-	< 0.0024	< 0.0022	< 0.0022	< 0.0024	< 0.0023	0.00030 J	< 0.0165	< 0.0222	< 0.020	< 0.0194
Methyl acetate	-	1.20E+06	-	-	-	-	-	-	-	-	-	-
Methyl cyclohexane	-	-	-	-	-	-	-	-	-	-	-	-
Methyl Tert Butyl Ether	-	210	-	-	-	-	-	-	< 0.0082	< 0.0111	< 0.010	< 0.0097
Methylene chloride	-	1000	-	-	-	-	-	-	< 0.0329	< 0.0444	0.0559	< 0.0389
Naphthalene	-	17	-	-	-	-	-	-	< 0.0082	< 0.0111	< 0.010	< 0.0097
n-Butylbenzene	-	58000	-	-	-	-	-	-	< 0.0082	< 0.0111	< 0.010	< 0.0097
n-Propylbenzene	-	22000	-	-	-	-	-	-	< 0.0082	< 0.0111	< 0.010	< 0.0097
o-Xylene	-	2800	< 0.0024	< 0.0022	< 0.0022	< 0.0024	< 0.0023	0.00043 J	< 0.0082	< 0.0111	< 0.010	< 0.0097
Styrene	-	35000	-	-	-	-	-	-	< 0.0082	< 0.0111	< 0.010	< 0.0097
tert-Butylbenzene	-	120000	-	-	-	-	-	-	< 0.0082	< 0.0111	< 0.010	< 0.0097
Tetrachloroethene	-	100	-	-	-	-	-	-	< 0.0082	< 0.0111	< 0.010	< 0.0097
Toluene	9.6	47000	< 0.0018	< 0.0017	< 0.0017	< 0.0018	< 0.0017	0.00024 J	< 0.0082	< 0.0111	< 0.010	< 0.0097
trans-1,2-Dichloroethene	-	23000	-	-	-	-	-	-	< 0.0082	< 0.0111	< 0.010	< 0.0097
trans-1,3-Dichloropropene	-	-	-	-	-	-	-	-	< 0.0082	< 0.0111	< 0.010	< 0.0097
Trichloroethene	-	6	-	-	-	-	-	-	< 0.0082	< 0.0111	< 0.010	< 0.0097
Trichlorofluoromethane (CFC-11)	-	3100	-	-	-	-	-	-	< 0.0082	< 0.0111	< 0.010	< 0.0097
Trifluorotrchloroethane (Freon 113)	-	170000	-	-	-	-	-	-	-	-	-	-
Vinyl acetate	-	3800	-	-	-	-	-	-	< 0.0823	< 0.111	< 0.0999	< 0.0972
Vinyl chloride	-	1.7	-	-	-	-	-	-	< 0.0165	< 0.0222	< 0.020	< 0.0194
Xylene (total)	3.86	2500	< 0.0024	< 0.0022	< 0.0022	< 0.0024	< 0.0023	0.00073 J	< 0.0165	< 0.0222	< 0.020	< 0.0194

NOTES

- Bold where detected; highlighted where exceeds
- Results reported in mg/kg
- mg/kg = milligrams per kilogram
- ft bgs = feet below ground surface
- = screening level not available/sample not analyzed
- < = not detected at the indicated reporting limit
- J = estimated value
- VOCs = volatile organic compounds
- 1. DC Tier 0 Standards from the Tier 0 Standard Final Rulemaking published at 40 DCR 7835, 7892 (November 12, 1993); as amended by Final Rulemaking published at 46 DCR 7699 (October 1, 1999)
- 2. United States Environmental Protection Agency (EPA) Regional Screening Level (RSL) Summary Table (January 2015)

TABLE 3
 SUMMARY OF SOIL SAMPLE ANALYTICAL RESULTS AND EXCEEDANCES - VOCs
 BUZZARD POINT DC UNITED SOCCER STADIUM DEVELOPMENT
 WASHINGTON, D.C

Location	DC Tier 0 Soil Standards ¹	EPA Regional Screening Level for Industrial Soil ²	GSS-603-800-3 04/10/2015 GSS-603-800-3-1 Primary 3.5 - 5	GSS-603-800-3 04/10/2015 GSS-603-800-3-2 Primary 8.5 - 10	GTW-605-802-6 04/09/2015 GTW-605-802-6-1 Primary 3 - 5	GTW-605-802-7 04/10/2015 GTW-605-802-7-1 Primary 5 - 8	GTW-605-802-9 04/09/2015 GTW-605-802-9-1 Primary 3 - 5	GTW-607-13-2 12/05/2013 GTW607-13-2-2 Primary 5 - 10	GSS-607-13-3 12/05/2013 GSS607-13-3-1 Primary 0 - 2	GTW-661-805-1 06/26/2014 GTW661-805-1-1 Primary 0 - 2
Volatiles Organic Compounds (mg/kg)										
1,1,1,2-Tetrachloroethane	-	8.8	< 0.0157	< 0.0049	< 0.0074	< 0.0096	< 0.141	< 0.0061	-	-
1,1,1-Trichloroethane	-	36000	< 0.0157	< 0.0049	< 0.0074	< 0.0096	< 0.141	< 0.0061	-	-
1,1,2,2-Tetrachloroethane	-	2.7	< 0.0157	< 0.0049	< 0.0074	< 0.0096	< 0.141	< 0.0061	-	-
1,1,2-Trichloroethane	-	5	< 0.0157	< 0.0049	< 0.0074	< 0.0096	< 0.141	< 0.0061	-	-
1,1-Dichloroethane	-	16	< 0.0157	< 0.0049	< 0.0074	< 0.0096	< 0.141	< 0.0061	-	-
1,1-Dichloroethene	-	1000	< 0.0157	< 0.0049	< 0.0074	< 0.0096	< 0.141	< 0.0061	-	-
1,1-Dichloropropene	-	-	< 0.0157	< 0.0049	< 0.0074	< 0.0096	< 0.141	< 0.0061	-	-
1,2,3-Trichlorobenzene	-	660	< 0.0157	< 0.0049	< 0.0074	< 0.0096	< 0.141	< 0.0061	-	-
1,2,3-Trichloropropane	-	0.11	< 0.0157	< 0.0049	< 0.0074	< 0.0096	< 0.141	< 0.0061	-	-
1,2,4-Trichlorobenzene	-	110	< 0.0157	< 0.0049	< 0.0074	< 0.0096	< 0.141	< 0.0061	-	-
1,2,4-Trimethylbenzene	-	240	< 0.0157	< 0.0049	< 0.0074	< 0.0096	1.98	< 0.0061	-	-
1,2-Dibromo-3-chloropropane (DBCP)	-	0.064	< 0.0157	< 0.0049	< 0.0074	< 0.0096	< 0.141	< 0.0061	-	-
1,2-Dibromoethane (Ethylene Dibromide)	-	0.16	< 0.0157	< 0.0049	< 0.0074	< 0.0096	< 0.141	< 0.0061	-	-
1,2-Dichlorobenzene	-	9300	< 0.0157	< 0.0049	< 0.0074	< 0.0096	< 0.141	< 0.0061	-	-
1,2-Dichloroethane	-	2	< 0.0157	< 0.0049	< 0.0074	< 0.0096	< 0.141	< 0.0061	-	-
1,2-Dichloroethene (total)	-	-	-	-	-	-	-	-	-	-
1,2-Dichloropropane	-	4.4	< 0.0157	< 0.0049	< 0.0074	< 0.0096	< 0.141	< 0.0061	-	-
1,3,5-Trimethylbenzene	-	12000	< 0.0157	< 0.0049	< 0.0074	< 0.0096	0.847	< 0.0061	-	-
1,3-Dichlorobenzene	-	-	< 0.0157	< 0.0049	< 0.0074	< 0.0096	< 0.141	< 0.0061	-	-
1,3-Dichloropropane	-	23000	< 0.0157	< 0.0049	< 0.0074	< 0.0096	< 0.141	< 0.0061	-	-
1,3-Dichloropropene	-	8.2	-	-	-	-	-	-	-	-
1,4-Dichlorobenzene	-	11	< 0.0157	< 0.0049	< 0.0074	< 0.0096	< 0.141	< 0.0061	-	-
1,4-Dioxane	-	23	-	-	-	-	-	-	-	-
2,2-Dichloropropane	-	-	< 0.0157	< 0.0049	< 0.0074	< 0.0096	< 0.141	< 0.0061	-	-
2-Butanone (Methyl Ethyl Ketone)	-	190000	< 0.313	< 0.0972	< 0.148	< 0.193	< 2.83	< 0.123	-	-
2-Chlorotoluene	-	23000	< 0.0157	< 0.0049	< 0.0074	< 0.0096	< 0.141	< 0.0061	-	-
2-Hexanone	-	1300	< 0.157	< 0.0486	< 0.0739	< 0.0963	< 1.41	< 0.0613	-	-
2-Phenylbutane (sec-Butylbenzene)	-	120000	< 0.0157	< 0.0049	< 0.0074	< 0.0096	< 0.141	< 0.0061	-	-
4-Chlorotoluene	-	23000	< 0.0157	< 0.0049	< 0.0074	< 0.0096	< 0.141	< 0.0061	-	-
4-Methyl-2-Pentanone (Methyl Isobutyl Ketone)	-	56000	< 0.157	< 0.0486	< 0.0739	< 0.0963	< 1.41	< 0.0613	-	-
Acetone	-	670000	< 0.313	< 0.0972	< 0.148	< 0.193	< 2.83	< 0.123	-	-
Benzene	0.005	5.1	< 0.0157	< 0.0049	< 0.0074	< 0.0096	< 0.141	< 0.0061	< 0.0046	< 0.0042
Bromobenzene	-	1800	< 0.0157	< 0.0049	< 0.0074	< 0.0096	< 0.141	< 0.0061	-	-
Bromodichloromethane	-	1.3	< 0.0157	< 0.0049	< 0.0074	< 0.0096	< 0.141	< 0.0061	-	-
Bromoform	-	290	< 0.0157	< 0.0049	< 0.0074	< 0.0096	< 0.141	< 0.0061	-	-
Bromomethane (Methyl Bromide)	-	30	< 0.0313	< 0.0097	< 0.0148	< 0.0193	< 0.283	< 0.0123	-	-
Carbon disulfide	-	3500	-	-	-	-	-	-	-	-
Carbon tetrachloride	-	2.9	< 0.0157	< 0.0049	< 0.0074	< 0.0096	< 0.141	< 0.0061	-	-
Chlorobenzene	-	1300	< 0.0157	< 0.0049	< 0.0074	< 0.0096	< 0.141	< 0.0061	-	-
Chlorobromomethane	-	630	< 0.0157	< 0.0049	< 0.0074	< 0.0096	< 0.141	< 0.0061	-	-
Chloroethane	-	57000	< 0.0313	< 0.0097	< 0.0148	< 0.0193	< 0.283	< 0.0123	-	-
Chloroform (Trichloromethane)	-	1.4	< 0.0157	< 0.0049	< 0.0074	< 0.0096	< 0.141	< 0.0061	-	-
Chloromethane (Methyl Chloride)	-	460	< 0.0313	< 0.0097	< 0.0148	< 0.0193	< 0.283	< 0.0123	-	-
cis-1,2-Dichloroethene	-	2300	< 0.0157	< 0.0049	< 0.0074	< 0.0096	< 0.141	< 0.0061	-	-

TABLE 3
 SUMMARY OF SOIL SAMPLE ANALYTICAL RESULTS AND EXCEEDANCES - VOCs
 BUZZARD POINT DC UNITED SOCCER STADIUM DEVELOPMENT
 WASHINGTON, D.C

Location	DC Tier 0 Soil Standards ¹	EPA Regional Screening Level for Industrial Soil ²	GSS-603-800-3 04/10/2015 GSS-603-800-3-1 Primary 3.5 - 5	GSS-603-800-3 04/10/2015 GSS-603-800-3-2 Primary 8.5 - 10	GTW-605-802-6 04/09/2015 GTW-605-802-6-1 Primary 3 - 5	GTW-605-802-7 04/10/2015 GTW-605-802-7-1 Primary 5 - 8	GTW-605-802-9 04/09/2015 GTW-605-802-9-1 Primary 3 - 5	GTW-607-13-2 12/05/2013 GTW607-13-2-2 Primary 5 - 10	GSS-607-13-3 12/05/2013 GSS607-13-3-1 Primary 0 - 2	GTW-661-805-1 06/26/2014 GTW661-805-1-1 Primary 0 - 2
cis-1,3-Dichloropropene	-	-	< 0.0157	< 0.0049	< 0.0074	< 0.0096	< 0.141	< 0.0061	-	-
Cyclohexane	-	27000	-	-	-	-	-	-	-	-
Cymene (p-Isopropyltoluene)	-	-	< 0.0157	< 0.0049	< 0.0074	< 0.0096	0.27	< 0.0061	-	-
Dibromochloromethane	-	3.2	< 0.0157	< 0.0049	< 0.0074	< 0.0096	< 0.141	< 0.0061	-	-
Dibromomethane	-	98	< 0.0157	< 0.0049	< 0.0074	< 0.0096	< 0.141	< 0.0061	-	-
Dichlorodifluoromethane (CFC-12)	-	370	< 0.0313	< 0.0097	< 0.0148	< 0.0193	< 0.283	< 0.0123	-	-
Diisopropyl ether	-	9400	< 0.0157	< 0.0049	< 0.0074	< 0.0096	< 0.141	< 0.0061	-	-
Ethylbenzene	0.04	25	< 0.0157	< 0.0049	< 0.0074	< 0.0096	< 0.141	< 0.0061	< 0.0046	< 0.0042
Hexachlorobutadiene	-	30	< 0.0157	< 0.0049	< 0.0074	< 0.0096	< 0.141	< 0.0061	-	-
Isopropylbenzene	-	9900	< 0.0157	< 0.0049	< 0.0074	< 0.0096	< 0.141	< 0.0061	-	-
m,p-Xylenes	-	-	< 0.0313	< 0.0097	< 0.0148	< 0.0193	0.328	< 0.0123	< 0.0092	< 0.0085
Methyl acetate	-	1.20E+06	-	-	-	-	-	-	-	-
Methyl cyclohexane	-	-	-	-	-	-	-	-	-	-
Methyl Tert Butyl Ether	-	210	< 0.0157	< 0.0049	< 0.0074	< 0.0096	< 0.141	< 0.0061	-	-
Methylene chloride	-	1000	< 0.0627	< 0.0194	< 0.0296	< 0.0385	< 0.565	< 0.0245	-	-
Naphthalene	-	17	< 0.0157	< 0.0049	< 0.0074	< 0.0096	0.73	< 0.0061	< 0.0046	< 0.0042
n-Butylbenzene	-	58000	< 0.0157	< 0.0049	< 0.0074	< 0.0096	0.169	< 0.0061	-	-
n-Propylbenzene	-	22000	< 0.0157	< 0.0049	< 0.0074	< 0.0096	< 0.141	< 0.0061	-	-
o-Xylene	-	2800	< 0.0157	< 0.0049	< 0.0074	< 0.0096	0.329	< 0.0061	< 0.0046	< 0.0042
Styrene	-	35000	< 0.0157	< 0.0049	< 0.0074	< 0.0096	< 0.141	< 0.0061	-	-
tert-Butylbenzene	-	120000	< 0.0157	< 0.0049	< 0.0074	< 0.0096	< 0.141	< 0.0061	-	-
Tetrachloroethene	-	100	< 0.0157	< 0.0049	< 0.0074	< 0.0096	< 0.141	< 0.0061	-	-
Toluene	9.6	47000	< 0.0157	< 0.0049	< 0.0074	< 0.0096	< 0.141	< 0.0061	< 0.0046	< 0.0042
trans-1,2-Dichloroethene	-	23000	< 0.0157	< 0.0049	< 0.0074	< 0.0096	< 0.141	< 0.0061	-	-
trans-1,3-Dichloropropene	-	-	< 0.0157	< 0.0049	< 0.0074	< 0.0096	< 0.141	< 0.0061	-	-
Trichloroethene	-	6	< 0.0157	< 0.0049	< 0.0074	< 0.0096	< 0.141	< 0.0061	-	-
Trichlorofluoromethane (CFC-11)	-	3100	< 0.0157	< 0.0049	< 0.0074	< 0.0096	< 0.141	< 0.0061	-	-
Trifluorotrchloroethane (Freon 113)	-	170000	-	-	-	-	-	-	-	-
Vinyl acetate	-	3800	< 0.157	< 0.0486	< 0.0739	< 0.0963	< 1.41	< 0.0613	-	-
Vinyl chloride	-	1.7	< 0.0313	< 0.0097	< 0.0148	< 0.0193	< 0.283	< 0.0123	-	-
Xylene (total)	3.86	2500	< 0.0313	< 0.0097	< 0.0148	< 0.0193	0.657	< 0.0123	< 0.0092	< 0.0085

NOTES

- Bold where detected; highlighted where exceeds
- Results reported in mg/kg
- mg/kg = milligrams per kilogram
- ft bgs = feet below ground surface
- = screening level not available/sample not analyzed
- < = not detected at the indicated reporting limit
- J = estimated value
- VOCs = volatile organic compounds
- 1. DC Tier 0 Standards from the Tier 0 Standard Final Rulemaking published at 40 DCR 7835, 7892 (November 12, 1993); as amended by Final Rulemaking published at 46 DCR 7699 (October 1, 1999)
- 2. United States Environmental Protection Agency (EPA) Regional Screening Level (RSL) Summary Table (January 2015)

TABLE 4
SUMMARY OF GROUNDWATER ANALYTICAL RESULTS AND EXCEEDANCES
BUZZARD POINT DC UNITED SOCCER STADIUM DEVELOPMENT
WASHINGTON, D.C.

Location Sample Date Sample Type Sample Name	DC Tier 1 Risk-based Groundwater Screening Level ¹			EPA Regional Maximum Contaminant Level ²	GTW-605-802-1 04/27/2015	GTW-605-802-1 07/27/2015	GTW-605-802-2 04/27/2015	GTW-605-802-2 04/27/2015	GW-605-802-2 07/27/2015	GTW-605-802-6 04/27/2015	GTW-605-802-6 07/22/2015	GTW-605-802-7 04/27/2015
	Indoor Inhalation	Outdoor Inhalation	Dermal Contact		GTW-605-802-1-2 Primary	GW-605-802-1-3 Primary	GTW-605-802-2-2 Primary	GTW-605-802-2-3 Duplicate	GW-605-802-2-4 Primary	GTW-605-802-6-2 Primary	GTW-605-802-6-3 Primary	GTW-605-802-7-2 Primary
	µg/L	µg/L	µg/L		µg/L	µg/L	µg/L	µg/L	µg/L	µg/L	µg/L	µg/L
Inorganic Compounds (µg/L)												
Aluminum, Dissolved	-	-	-	-	-	13.2	-	-	18	-	9.6 J	-
Aluminum, Total	-	-	-	-	3,030	-	4,580	3,450	-	3,690	-	68.7 J
Antimony, Dissolved	-	-	-	6	-	0.2967 J	-	-	1.895 J	-	0.8936 J	-
Antimony, Total	-	-	-	6	< 5.0	-	8.6	7.1	-	< 5.0	-	< 5.0
Arsenic, Dissolved	-	-	-	10	-	0.535	-	-	0.3968 J	-	0.485 J	-
Arsenic, Total	-	-	-	10	< 10	-	< 10	< 10	-	< 10	-	< 10
Barium, Dissolved	-	-	-	2000	-	33.44	-	-	29.21	-	163.7	-
Barium, Total	-	-	-	2000	33.5	-	33.6	25.5	-	127	-	91.2
Beryllium, Dissolved	-	-	-	4	-	< 0.50	-	-	< 0.50	-	< 0.50	-
Beryllium, Total	-	-	-	4	< 1.0	-	< 1.0	0.33 J	-	< 1.0	-	< 1.0
Cadmium, Dissolved	-	-	-	5	-	0.3955	-	-	1.359	-	< 0.20	-
Cadmium, Total	-	-	-	5	< 1.0	-	< 1.0	0.55 J	-	< 1.0	-	< 1.0
Calcium, Dissolved	-	-	-	-	-	81,400	-	-	47,400	-	85,200	-
Calcium, Total	-	-	-	-	47,600	-	48,600	42,600	-	14,000	-	69,000
Chromium, Dissolved	-	-	-	100	-	1.9 J	-	-	0.5845 J	-	0.7871 J	-
Chromium, Total	-	-	-	100	5.9	-	11.7	8.6	-	8.9	-	< 5.0
Cobalt, Dissolved	-	-	-	-	-	20.62	-	-	85.55	-	25.03	-
Cobalt, Total	-	-	-	-	28.8	-	92	74.7	-	60.8	-	18.6
Copper, Dissolved	-	-	-	1300	-	1.793	-	-	0.9738 J	-	0.6117 J	-
Copper, Total	-	-	-	1300	14.7	-	9.5	17.6	-	12.1	-	3.6 J
Iron, Dissolved	-	-	-	-	-	50.7	-	-	77.3	-	30.3 J	-
Iron, Total	-	-	-	-	6,210	-	10,500	7,390	-	10,500	-	944
Lead, Dissolved	-	-	-	15	-	< 1.0	-	-	0.2842 J	-	< 1.0	-
Lead, Total	-	-	-	15	6.5	-	8.8	11.5	-	15.2	-	2.7 J
Magnesium, Dissolved	-	-	-	-	-	62,900	-	-	54,800	-	61,900	-
Magnesium, Total	-	-	-	-	37,300	-	46,000	41,900	-	15,400	-	33,800
Manganese, Dissolved	-	-	-	-	-	5,634	-	-	4,294	-	3,553	-
Manganese, Total	-	-	-	-	4,570	-	5,450	4,420	-	2,740	-	2,840
Mercury, Dissolved	-	-	-	2	-	< 0.20	-	-	< 0.20	-	< 0.20	-
Mercury, Total	-	-	-	2	< 0.20	-	< 0.20	< 0.20	-	< 0.20	-	< 0.20
Nickel, Dissolved	-	-	-	-	-	9.753	-	-	36.77	-	13.15	-
Nickel, Total	-	-	-	-	14.7	-	35.5	29.5	-	18.4	-	14
Potassium, Dissolved	-	-	-	-	-	4,190	-	-	1,520	-	2,300	-
Potassium, Total	-	-	-	-	< 5,000	-	< 5,000	< 5,000	-	< 5,000	-	3,710 J
Selenium, Dissolved	-	-	-	50	-	< 5.0	-	-	3.91 J	-	< 5.0	-
Selenium, Total	-	-	-	50	< 10	-	< 10	< 10	-	< 10	-	< 10
Silver, Dissolved	-	-	-	-	-	< 0.40	-	-	< 0.40	-	< 0.40	-
Silver, Total	-	-	-	-	< 5.0	-	< 5.0	< 5.0	-	< 5.0	-	< 5.0
Sodium, Dissolved	-	-	-	-	-	132,000	-	-	611,000	-	126,000	-
Sodium, Total	-	-	-	-	208,000	-	768,000	765,000	-	252,000	-	50,900
Thallium, Dissolved	-	-	-	2	-	< 0.50	-	-	< 0.50	-	< 0.50	-
Thallium, Total	-	-	-	2	< 10	-	< 10	< 10	-	< 10	-	< 10
Vanadium, Dissolved	-	-	-	-	-	< 5.0	-	-	< 5.0	-	< 5.0	-
Vanadium, Total	-	-	-	-	10.7	-	16	12.1	-	10.6	-	< 5.0
Zinc, Dissolved	-	-	-	-	-	40.76	-	-	26.05	-	9.457 J	-
Zinc, Total	-	-	-	-	28.2	-	59.3	51	-	77.7	-	29.2

TABLE 4

SUMMARY OF GROUNDWATER ANALYTICAL RESULTS AND EXCEEDANCES
BUZZARD POINT DC UNITED SOCCER STADIUM DEVELOPMENT
WASHINGTON, D.C.

Location Sample Date Sample Type Sample Name	DC Tier 1 Risk-based Groundwater Screening Level ¹			EPA Regional Maximum Contaminant Level ²	GTW-605-802-1	GTW-605-802-1	GTW-605-802-2	GTW-605-802-2	GW-605-802-2	GTW-605-802-6	GTW-605-802-6	GTW-605-802-7
	Inhalation	Inhalation	Dermal Contact		04/27/2015	07/27/2015	04/27/2015	04/27/2015	07/27/2015	04/27/2015	07/22/2015	04/27/2015
					GTW-605-802-1-2 Primary	GW-605-802-1-3 Primary	GTW-605-802-2-2 Primary	GTW-605-802-2-3 Duplicate	GW-605-802-2-4 Primary	GTW-605-802-6-2 Primary	GTW-605-802-6-3 Primary	GTW-605-802-7-2 Primary
PCBs (µg/L)	µg/L	µg/L	µg/L	µg/L								
Aroclor-1016 (PCB-1016)	-	-	-	-	-	-	-	-	-	-	-	-
Aroclor-1221 (PCB-1221)	-	-	-	-	-	-	-	-	-	-	-	-
Aroclor-1232 (PCB-1232)	-	-	-	-	-	-	-	-	-	-	-	-
Aroclor-1242 (PCB-1242)	-	-	-	-	-	-	-	-	-	-	-	-
Aroclor-1248 (PCB-1248)	-	-	-	-	-	-	-	-	-	-	-	-
Aroclor-1254 (PCB-1254)	-	-	-	-	-	-	-	-	-	-	-	-
Aroclor-1260 (PCB-1260)	-	-	-	-	-	-	-	-	-	-	-	-
Semi-Volatile Organic Compounds (µg/L)	µg/L	µg/L	µg/L	µg/L								
1,2,4,5-Tetrachlorobenzene	-	-	-	-	-	< 20	-	-	< 10	-	-	-
1,2,4-Trichlorobenzene	-	-	-	70	< 10	-	< 10	< 10	-	-	-	< 10
1,2-Dichlorobenzene	-	-	-	600	< 10	-	< 10	< 10	-	-	-	< 10
1,3-Dichlorobenzene	-	-	-	-	< 10	-	< 10	< 10	-	-	-	< 10
1,4-Dichlorobenzene	-	-	-	75	< 10	-	< 10	< 10	-	-	-	< 10
1-Methylnaphthalene	-	-	-	-	< 10	-	< 10	< 10	-	-	-	< 10
2,2'-oxybis(1-Chloropropane)	-	-	-	-	< 10	< 3.9	< 10	< 10	< 2.0	-	-	< 10
2,3,4,6-Tetrachlorophenol	-	-	-	-	-	< 9.8	-	-	< 5.0	-	-	-
2,4,5-Trichlorophenol	-	-	-	-	< 10	< 9.8	< 10	< 10	< 5.0	-	-	< 10
2,4,6-Trichlorophenol	-	-	-	-	< 10	< 9.8	< 10	< 10	< 5.0	-	-	< 10
2,4-Dichlorophenol	-	-	-	-	< 10	< 9.8	< 10	< 10	< 5.0	-	-	< 10
2,4-Dimethylphenol	-	-	-	-	< 10	< 9.8	< 10	< 10	< 5.0	-	-	< 10
2,4-Dinitrophenol	-	-	-	-	< 50	< 39	< 50	< 50	< 20	-	-	< 50
2,4-Dinitrotoluene	-	-	-	-	< 10	< 9.8	< 10	< 10	< 5.0	-	-	< 10
2,6-Dinitrotoluene	-	-	-	-	< 10	< 9.8	< 10	< 10	< 5.0	-	-	< 10
2-Chloronaphthalene	-	-	-	-	< 10	< 3.9	< 10	< 10	< 2.0	-	-	< 10
2-Chlorophenol	-	-	-	-	< 10	< 3.9	< 10	< 10	< 2.0	-	-	< 10
2-Methylnaphthalene	-	-	-	-	< 10	< 3.9	< 10	< 10	< 2.0	-	-	< 10
2-Methylphenol	-	-	-	-	< 10	< 9.8	< 10	< 10	< 5.0	-	-	< 10
2-Nitroaniline	-	-	-	-	< 50	< 9.8	< 50	< 50	< 5.0	-	-	< 50
2-Nitrophenol	-	-	-	-	< 10	< 20	< 10	< 10	< 10	-	-	< 10
3&4-Methylphenol	-	-	-	-	< 10	-	< 10	< 10	-	-	-	< 10
3,3'-Dichlorobenzidine	-	-	-	-	< 20	< 9.8	< 20	< 20	< 5.0	-	-	< 20
3-Methylphenol	-	-	-	-	-	< 9.8	-	-	< 5.0	-	-	-
3-Nitroaniline	-	-	-	-	< 50	< 9.8	< 50	< 50	< 5.0	-	-	< 50
4,6-Dinitro-2-methylphenol	-	-	-	-	< 20	< 20	< 20	< 20	< 10	-	-	< 20
4-Bromophenyl phenyl ether	-	-	-	-	< 10	< 3.9	< 10	< 10	< 2.0	-	-	< 10
4-Chloro-3-methylphenol	-	-	-	-	< 20	< 3.9	< 20	< 20	< 2.0	-	-	< 20
4-Chloroaniline	-	-	-	-	< 20	< 9.8	< 20	< 20	< 5.0	-	-	< 20
4-Chlorophenyl phenyl ether	-	-	-	-	< 10	< 3.9	< 10	< 10	< 2.0	-	-	< 10
4-Nitroaniline	-	-	-	-	< 20	< 9.8	< 20	< 20	< 5.0	-	-	< 20
4-Nitrophenol	-	-	-	-	< 50	< 20	< 50	< 50	< 10	-	-	< 50
Acenaphthene	-	-	18200	-	< 10	< 3.9	< 10	< 10	< 2.0	-	-	< 10
Acenaphthylene	-	-	-	-	< 10	< 3.9	< 10	< 10	< 2.0	-	-	< 10
Acetophenone	-	-	-	-	-	< 9.8	-	-	< 5.0	-	-	-
Aniline	-	-	-	-	< 10	-	< 10	< 10	-	-	-	< 10

TABLE 4
SUMMARY OF GROUNDWATER ANALYTICAL RESULTS AND EXCEEDANCES
BUZZARD POINT DC UNITED SOCCER STADIUM DEVELOPMENT
WASHINGTON, D.C.

Location Sample Date Sample Type Sample Name	DC Tier 1 Risk-based Groundwater Screening Level ¹			EPA Regional Maximum Contaminant Level ²	GTW-605-802-1	GTW-605-802-1	GTW-605-802-2	GTW-605-802-2	GW-605-802-2	GTW-605-802-6	GTW-605-802-6	GTW-605-802-7
	Inhalation	Inhalation	Dermal Contact		04/27/2015	07/27/2015	04/27/2015	04/27/2015	07/27/2015	04/27/2015	07/22/2015	04/27/2015
					GTW-605-802-1-2 Primary	GW-605-802-1-3 Primary	GTW-605-802-2-2 Primary	GTW-605-802-2-3 Duplicate	GW-605-802-2-4 Primary	GTW-605-802-6-2 Primary	GTW-605-802-6-3 Primary	GTW-605-802-7-2 Primary
Anthracene	-	-	810000	-	< 10	< 3.9	< 10	< 10	< 2.0	-	-	< 10
Atrazine	-	-	-	3	-	< 5.9	-	-	< 3.0	-	-	-
Benzaldehyde	-	-	-	-	-	< 9.8	-	-	< 5.0	-	-	-
Benzo(a)anthracene	2300	4.93E+06	4.42E+00	-	< 10	< 0.49	< 10	< 10	< 0.25	-	-	< 10
Benzo(a)pyrene	569	623000	0.26	0.2	< 10	< 0.20	< 10	< 10	< 0.10	-	-	< 10
Benzo(b)fluoranthene	6520	1.01E+07	2.55E+00	-	< 10	< 0.39	< 10	< 10	< 0.20	-	-	< 10
Benzo(g,h,i)perylene	-	-	628	-	< 10	< 0.98	< 10	< 10	< 0.50	-	-	< 10
Benzo(k)fluoranthene	6790	1.01E+07	3.66E+01	-	< 10	< 0.39	< 10	< 10	< 0.20	-	-	< 10
Benzoic acid	-	-	-	-	< 50	-	< 50	< 50	-	-	-	< 50
Benzyl Alcohol	-	-	-	-	< 20	-	< 20	< 20	-	-	-	< 20
Biphenyl	-	-	-	-	-	< 3.9	-	-	< 2.0	-	-	-
bis(2-Chloroethoxy)methane	-	-	-	-	< 10	< 9.8	< 10	< 10	< 5.0	-	-	< 10
bis(2-Chloroethyl)ether	-	-	-	-	< 10	< 0.20	< 10	< 10	< 0.10	-	-	< 10
bis(2-Ethylhexyl)phthalate	-	-	-	6	< 6.0	< 2.0	< 6.0	< 6.0	< 1.0	-	-	< 6.0
Butyl benzylphthalate	-	-	-	-	< 10	< 9.8	< 10	< 10	< 5.0	-	-	< 10
Caprolactam	-	-	-	-	-	< 20	-	-	< 10	-	-	-
Carbazole	-	-	-	-	-	< 3.9	-	-	< 2.0	-	-	-
Chrysene	39900	8.41E+07	4.42E+02	-	< 10	< 3.9	< 10	< 10	< 2.0	-	-	< 10
Dibenz(a,h)anthracene	-	-	-	-	< 10	< 0.20	< 10	< 10	< 0.10	-	-	< 10
Dibenzofuran	-	-	-	-	< 10	< 3.9	< 10	< 10	< 2.0	-	-	< 10
Diethyl phthalate	-	-	-	-	< 10	< 9.8	< 10	< 10	< 5.0	-	-	< 10
Dimethyl phthalate	-	-	-	-	< 10	< 9.8	< 10	< 10	< 5.0	-	-	< 10
Di-n-butylphthalate	-	-	-	-	< 10	< 9.8	< 10	< 10	< 5.0	-	-	< 10
Di-n-octyl phthalate	-	-	-	-	< 10	< 9.8	< 10	< 10	< 5.0	-	-	< 10
Fluoranthene	-	-	4620	-	< 10	< 3.9	< 10	< 10	< 2.0	-	-	< 10
Fluorene	-	-	16200	-	< 10	< 3.9	< 10	< 10	< 2.0	-	-	< 10
Hexachlorobenzene	-	-	-	1	< 10	< 0.39	< 10	< 10	< 0.20	-	-	< 10
Hexachlorobutadiene	-	-	-	-	< 10	< 3.9	< 10	< 10	< 2.0	-	-	< 10
Hexachlorocyclopentadiene	-	-	-	50	< 10	< 39	< 10	< 10	< 20	-	-	< 10
Hexachloroethane	-	-	-	-	< 10	< 0.39	< 10	< 10	0.10 J	-	-	< 10
Indeno(1,2,3-cd)pyrene	-	-	-	-	< 10	< 0.98	< 10	< 10	< 0.50	-	-	< 10
Isophorone	-	-	-	-	< 10	< 9.8	< 10	< 10	< 5.0	-	-	< 10
Naphthalene	764	1.69E+06	1.79E+04	-	< 10	< 3.9	< 10	< 10	< 2.0	-	-	< 10
Nitrobenzene	-	-	-	-	< 10	< 3.9	< 10	< 10	< 2.0	-	-	< 10
N-Nitrosodimethylamine	-	-	-	-	< 10	-	< 10	< 10	-	-	-	< 10
N-Nitrosodi-n-propylamine	-	-	-	-	< 10	< 0.20	< 10	< 10	< 0.10	-	-	< 10
N-Nitrosodiphenylamine	-	-	-	-	< 10	< 3.9	< 10	< 10	< 2.0	-	-	< 10
Pentachlorophenol	-	-	6300	1	< 25	< 0.20	< 25	< 25	< 0.10	-	-	< 25
Phenanthrene	-	-	-	-	< 10	< 3.9	< 10	< 10	< 2.0	-	-	< 10
Phenol	-	-	-	-	< 10	< 9.8	< 10	< 10	< 5.0	-	-	< 10
Pyrene	-	-	3930	-	< 10	< 3.9	< 10	< 10	< 2.0	-	-	< 10
Total Petroleum Hydrocarbons (mg/L)												
Total Petroleum Hydrocarbons (C6-C10) GRO	38.8	85400	-	-	< 0.080	-	< 0.080	< 0.080	-	< 0.080	-	< 0.080
Total Petroleum Hydrocarbons (C10-C28) DRO	245	543000	-	-	< 0.50	-	0.62	0.12 J	-	1.2	-	0.11 J
Total Petroleum Hydrocarbons (C28-C40)	-	-	-	-	-	-	-	-	-	-	-	-

TABLE 4

SUMMARY OF GROUNDWATER ANALYTICAL RESULTS AND EXCEEDANCES
BUZZARD POINT DC UNITED SOCCER STADIUM DEVELOPMENT
WASHINGTON, D.C.

Location Sample Date Sample Type Sample Name	DC Tier 1 Risk-based Groundwater Screening Level ¹			EPA Regional Maximum Contaminant Level ²	GTW-605-802-1	GTW-605-802-1	GTW-605-802-2	GTW-605-802-2	GW-605-802-2	GTW-605-802-6	GTW-605-802-6	GTW-605-802-7
	Inhalation	Inhalation	Dermal Contact		04/27/2015	07/27/2015	04/27/2015	04/27/2015	07/27/2015	04/27/2015	07/22/2015	04/27/2015
					GTW-605-802-1-2 Primary	GW-605-802-1-3 Primary	GTW-605-802-2-2 Primary	GTW-605-802-2-3 Duplicate	GW-605-802-2-4 Primary	GTW-605-802-6-2 Primary	GTW-605-802-6-3 Primary	GTW-605-802-7-2 Primary
Total Petroleum Hydrocarbons (µg/L)												
Total Petroleum Hydrocarbons (C6-C10) GRO	38800	85400000	-	-	-	-	-	-	22 J	-	< 50	-
Total Petroleum Hydrocarbons (C9-C44) DRO	245000	543000000	-	-	-	-	-	-	371 J	-	230 J	-
Volatile Organic Compounds (µg/L)												
1,1,1,2-Tetrachloroethane	-	-	-	-	-	-	-	-	-	< 10	-	-
1,1,1-Trichloroethane	-	-	-	200	-	< 0.50	-	-	< 0.50	< 10	< 0.50	-
1,1,2,2-Tetrachloroethane	-	-	-	-	-	< 0.50	-	-	< 0.50	< 10	< 0.50	-
1,1,2-Trichloroethane	-	-	-	5	-	< 0.75	-	-	< 0.75	< 10	< 0.75	-
1,1-Dichloroethane	-	-	-	-	-	< 0.75	-	-	< 0.75	< 10	< 0.75	-
1,1-Dichloroethene	-	-	-	7	-	< 0.50	-	-	< 0.50	< 10	< 0.50	-
1,1-Dichloropropene	-	-	-	-	-	-	-	-	-	< 10	-	-
1,2,3-Trichlorobenzene	-	-	-	-	-	< 2.5	-	-	< 2.5	< 10	< 2.5	-
1,2,3-Trichloropropane	-	-	-	-	-	-	-	-	-	< 10	-	-
1,2,4-Trichlorobenzene	-	-	-	70	-	< 2.5	-	-	< 2.5	< 10	< 2.5	-
1,2-Dibromo-3-chloropropane (DBCP)	-	-	-	0.2	-	< 2.5	-	-	< 2.5	< 20	< 2.5	-
1,2-Dibromoethane (Ethylene Dibromide)	39.5	88100	358	0.05	-	< 2.0	-	-	< 2.0	< 10	< 2.0	-
1,2-Dichlorobenzene	-	-	-	600	-	< 2.5	-	-	< 2.5	< 10	< 2.5	-
1,2-Dichloroethane	305	672000	8970	5	-	< 0.50	-	-	0.48 J	< 10	< 0.50	-
1,2-Dichloroethene (total)	-	-	-	-	-	< 0.50	-	-	< 0.50	-	< 0.50	-
1,2-Dichloropropane	-	-	-	5	-	< 1.0	-	-	< 1.0	< 10	< 1.0	-
1,3-Dichlorobenzene	-	-	-	-	-	< 2.5	-	-	< 2.5	< 10	< 2.5	-
1,3-Dichloropropane	-	-	-	-	-	-	-	-	-	< 10	-	-
1,3-Dichloropropene	-	-	-	-	-	< 0.50	-	-	< 0.50	-	< 0.50	-
1,4-Dichlorobenzene	-	-	-	75	-	< 2.5	-	-	< 2.5	< 10	< 2.5	-
1,4-Dioxane	-	-	-	-	-	< 250	-	-	< 250	-	< 250	-
2,2-Dichloropropane	-	-	-	-	-	-	-	-	-	< 10	-	-
2-Butanone (Methyl Ethyl Ketone)	-	-	-	-	-	< 5.0	-	-	< 5.0	< 50	< 5.0	-
2-Chlorotoluene	-	-	-	-	-	-	-	-	-	< 10	-	-
2-Hexanone	-	-	-	-	-	< 5.0	-	-	< 5.0	< 50	< 5.0	-
4-Chlorotoluene	-	-	-	-	-	-	-	-	-	< 10	-	-
4-Methyl-2-Pentanone (Methyl Isobutyl Ketone)	-	-	-	-	-	< 5.0	-	-	< 5.0	< 50	< 5.0	-
Acetone	-	-	-	-	-	< 5.0	-	-	< 5.0	< 250	< 5.0	-
Benzene	270	591000	4710	5	-	< 0.50	-	-	< 0.50	< 10	< 0.50	-
Bromobenzene	-	-	-	-	-	-	-	-	-	< 10	-	-
Bromodichloromethane	-	-	-	80	-	< 0.50	-	-	< 0.50	< 10	< 0.50	-
Bromoform	-	-	-	80	-	< 2.0	-	-	< 2.0	< 10	< 2.0	-
Bromomethane (Methyl Bromide)	-	-	-	-	-	< 1.0	-	-	< 1.0	< 20	< 1.0	-
Carbon disulfide	-	-	-	-	-	0.34 J	-	-	< 5.0	-	< 5.0	-
Carbon tetrachloride	-	-	-	5	-	< 0.50	-	-	< 0.50	< 10	< 0.50	-
Chlorobenzene	-	-	-	100	-	< 0.50	-	-	< 0.50	< 10	< 0.50	-
Chlorobromomethane	-	-	-	-	-	< 2.5	-	-	< 2.5	< 10	< 2.5	-
Chloroethane	-	-	-	-	-	< 1.0	-	-	< 1.0	< 10	< 1.0	-
Chloroform (Trichloromethane)	-	-	-	80	-	< 0.75	-	-	< 0.75	< 10	< 0.75	-
Chloromethane (Methyl Chloride)	-	-	-	-	-	< 2.5	-	-	< 2.5	< 10	< 2.5	-
cis-1,2-Dichloroethene	-	-	-	70	-	< 0.50	-	-	< 0.50	< 10	< 0.50	-
cis-1,3-Dichloropropene	-	-	-	-	-	< 0.50	-	-	< 0.50	< 10	< 0.50	-

TABLE 4
 SUMMARY OF GROUNDWATER ANALYTICAL RESULTS AND EXCEEDANCES
 BUZZARD POINT DC UNITED SOCCER STADIUM DEVELOPMENT
 WASHINGTON, D.C.

Location Sample Date Sample Type Sample Name	DC Tier 1 Risk-based Groundwater Screening Level ¹			EPA Regional Maximum Contaminant Level ²	GTW-605-802-1 04/27/2015	GTW-605-802-1 07/27/2015	GTW-605-802-2 04/27/2015	GTW-605-802-2 04/27/2015	GW-605-802-2 07/27/2015	GTW-605-802-6 04/27/2015	GTW-605-802-6 07/22/2015	GTW-605-802-7 04/27/2015
	Indoor Inhalation	Outdoor Inhalation	Dermal Contact		GTW-605-802-1-2 Primary	GW-605-802-1-3 Primary	GTW-605-802-2-2 Primary	GTW-605-802-2-3 Duplicate	GW-605-802-2-4 Primary	GTW-605-802-6-2 Primary	GTW-605-802-6-3 Primary	GTW-605-802-7-2 Primary
Cyclohexane	-	-	-	-	-	< 10	-	-	< 10	-	< 10	-
Cymene (p-Isopropyltoluene)	-	-	-	-	-	-	-	-	-	< 10	-	-
Dibromochloromethane	-	-	-	80	-	< 0.50	-	-	< 0.50	< 10	< 0.50	-
Dibromomethane	-	-	-	-	-	-	-	-	-	< 10	-	-
Dichlorodifluoromethane (CFC-12)	-	-	-	-	-	< 5.0	-	-	< 5.0	< 10	< 5.0	-
Diisopropyl ether	-	-	-	-	-	-	-	-	-	< 10	-	-
Ethylbenzene	826	1.81E+06	6.20E+03	700	-	< 0.50	-	-	< 0.50	< 10	< 0.50	-
Hexachlorobutadiene	-	-	-	-	-	-	-	-	-	< 10	-	-
Isopropylbenzene	-	-	-	-	-	< 0.50	-	-	< 0.50	-	< 0.50	-
m,p-Xylenes	-	-	-	-	-	< 1.0	-	-	< 1.0	< 20	< 1.0	-
Methyl acetate	-	-	-	-	-	< 2.0	-	-	< 2.0	-	< 2.0	-
Methyl cyclohexane	-	-	-	-	-	< 10	-	-	< 10	-	< 10	-
Methyl Tert Butyl Ether	64200	1.42E+08	1.16E+05	-	-	1.0	-	-	0.32 J	< 10	< 1.0	-
Methylene chloride	-	-	-	5	-	< 2.5	-	-	0.37 J	42.4	< 2.5	-
Naphthalene	764	1.69E+06	1.79E+04	-	-	-	-	-	-	< 10	-	-
o-Xylene	-	-	-	-	-	< 1.0	-	-	< 1.0	< 10	< 1.0	-
Styrene	-	-	-	100	-	< 1.0	-	-	< 1.0	< 10	< 1.0	-
Tetrachloroethene	-	-	-	5	-	< 0.50	-	-	< 0.50	< 10	< 0.50	-
Toluene	900000	1.97E+09	1.32E+05	1000	-	< 0.75	-	-	< 0.75	< 10	< 0.75	-
trans-1,2-Dichloroethene	-	-	-	100	-	< 0.75	-	-	< 0.75	< 10	< 0.75	-
trans-1,3-Dichloropropene	-	-	-	-	-	< 0.50	-	-	< 0.50	< 10	< 0.50	-
Trichloroethene	-	-	-	5	-	< 0.50	-	-	< 0.50	< 10	< 0.50	-
Trichlorofluoromethane (CFC-11)	-	-	-	-	-	< 2.5	-	-	< 2.5	< 10	< 2.5	-
Trifluorotrchloroethane (Freon 113)	-	-	-	-	-	< 2.5	-	-	< 2.5	-	< 2.5	-
Vinyl acetate	-	-	-	-	-	-	-	-	-	< 20	-	-
Vinyl chloride	-	-	-	2	-	< 1.0	-	-	< 1.0	< 10	< 1.0	-
Xylene (total)	20500	4.49E+07	1.81E+05	10000	-	< 1.0	-	-	< 1.0	< 20	< 1.0	-

NOTES

- Bold where detected; highlighted where exceeds
- ft bgs = feet below ground surface; well screen interval
- mg/L = milligrams per liter
- µg/L = micrograms per liter
- = screening level not available/sample not analyzed
- < = not detected at the indicated reporting limit
- J = estimated value
- 1. District of Columbia Risk-Based Corrective Action Technical Guidance, Table 5-8 Risk-based Screening Levels for resident child (building occupant) indoor/outdoor inhalation (June 2011)
- 2. United States Environmental Protection Agency (EPA) Regional Screening Level (RSL) Summary Table (January 2015)

TABLE 4
SUMMARY OF GROUNDWATER ANALYTICAL RESULTS AND EXCEEDANCES
BUZZARD POINT DC UNITED SOCCER STADIUM DEVELOPMENT
WASHINGTON, D.C.

Location Sample Date Sample Type Sample Name	DC Tier 1 Risk-based Groundwater Screening Level ¹			EPA Regional Maximum Contaminant Level ²	GW-605-802-7	GTW-605-802-9	GTW-605-7-1	GTW-605-7-1	GTW-605-7-2	GTW-605-7-2	GTW-607-13-1	GTW-607-13-1
	Inhalation	Inhalation	Dermal Contact		07/27/2015	04/10/2015	09/22/2014	07/23/2015	09/22/2014	07/23/2015	12/13/2013	07/23/2015
					GW-605-802-7-3 Primary	GTW-605-802-9-2 Primary	GTW-605-7-1-1 Primary	GTW-605-7-1-2 Primary	GTW-605-7-2-1 Primary	GTW-605-7-2-2 Primary	GTW-607-13-1-1 Primary	GTW-607-13-1-2 Primary
Inorganic Compounds (µg/L)	µg/L	µg/L	µg/L	µg/L								
Aluminum, Dissolved	-	-	-	-	5.31 J	-	-	5.34 J	-	12.6	-	10.1
Aluminum, Total	-	-	-	-	-	24,300	-	-	-	-	-	-
Antimony, Dissolved	-	-	-	6	0.3418 J	-	-	2.894	-	1.022 J	-	0.617 J
Antimony, Total	-	-	-	6	-	6.9	-	-	-	-	-	-
Arsenic, Dissolved	-	-	-	10	0.8637	-	-	1.537	-	2.586	-	0.5711
Arsenic, Total	-	-	-	10	-	10.6	-	-	< 10	-	-	-
Barium, Dissolved	-	-	-	2000	128.3	-	-	109.2	-	229.7	-	187.4
Barium, Total	-	-	-	2000	-	359	-	-	269	-	-	-
Beryllium, Dissolved	-	-	-	4	< 0.50	-	-	< 0.50	-	< 0.50	-	< 0.50
Beryllium, Total	-	-	-	4	-	1.5	-	-	-	-	-	-
Cadmium, Dissolved	-	-	-	5	0.2864	-	-	< 0.20	-	< 0.20	-	< 0.20
Cadmium, Total	-	-	-	5	-	1.3	-	-	< 1.0	-	-	-
Calcium, Dissolved	-	-	-	-	138,000	-	-	39,500	-	169,000	-	23,400
Calcium, Total	-	-	-	-	-	125,000	-	-	-	-	-	-
Chromium, Dissolved	-	-	-	100	1.342 J	-	-	0.8277 J	-	0.668 J	-	0.6604 J
Chromium, Total	-	-	-	100	-	41.6	-	-	< 5.0	-	-	-
Cobalt, Dissolved	-	-	-	-	14.52	-	-	19.51	-	4.556	-	5.354
Cobalt, Total	-	-	-	-	-	82.2	-	-	-	-	-	-
Copper, Dissolved	-	-	-	1300	3.964	-	-	1.042	-	< 1.0	-	< 1.0
Copper, Total	-	-	-	1300	-	42.2	-	-	-	-	-	-
Iron, Dissolved	-	-	-	-	2,060	-	-	5,770	-	12,200	-	196
Iron, Total	-	-	-	-	-	45,600	-	-	-	-	-	-
Lead, Dissolved	-	-	-	15	0.1812 J	-	-	0.9375 J	-	0.2282 J	-	< 1.0
Lead, Total	-	-	-	15	-	30.2	-	-	67	-	-	-
Magnesium, Dissolved	-	-	-	-	41,100	-	-	29,800	-	21,400	-	24,800
Magnesium, Total	-	-	-	-	-	73,900	-	-	-	-	-	-
Manganese, Dissolved	-	-	-	-	3,568	-	-	2,085	-	2,511	-	6,045
Manganese, Total	-	-	-	-	-	17,600	-	-	-	-	-	-
Mercury, Dissolved	-	-	-	2	< 0.20	-	-	< 0.20	-	< 0.20	-	< 0.20
Mercury, Total	-	-	-	2	-	< 0.20	-	-	< 0.20	-	-	-
Nickel, Dissolved	-	-	-	-	9.566	-	-	12.46	-	7.704	-	1.722 J
Nickel, Total	-	-	-	-	-	41.6	-	-	-	-	-	-
Potassium, Dissolved	-	-	-	-	7,360	-	-	1,680	-	22,600	-	1,800
Potassium, Total	-	-	-	-	-	8,780	-	-	-	-	-	-
Selenium, Dissolved	-	-	-	50	< 5.0	-	-	< 5.0	-	< 5.0	-	< 5.0
Selenium, Total	-	-	-	50	-	< 10	-	-	24.9	-	-	-
Silver, Dissolved	-	-	-	-	< 0.40	-	-	< 0.40	-	< 0.40	-	< 0.40
Silver, Total	-	-	-	-	-	< 5.0	-	-	< 5.0	-	-	-
Sodium, Dissolved	-	-	-	-	49,700	-	-	142,000	-	112,000	-	67,600
Sodium, Total	-	-	-	-	-	411,000	-	-	-	-	-	-
Thallium, Dissolved	-	-	-	2	0.0573 J	-	-	< 0.50	-	< 0.50	-	< 0.50
Thallium, Total	-	-	-	2	-	< 10	-	-	-	-	-	-
Vanadium, Dissolved	-	-	-	-	< 5.0	-	-	< 5.0	-	< 5.0	-	< 5.0
Vanadium, Total	-	-	-	-	-	69.8	-	-	-	-	-	-
Zinc, Dissolved	-	-	-	-	47.94	-	-	39.09	-	7.916 J	-	< 10
Zinc, Total	-	-	-	-	-	107	-	-	-	-	-	-

TABLE 4

SUMMARY OF GROUNDWATER ANALYTICAL RESULTS AND EXCEEDANCES
BUZZARD POINT DC UNITED SOCCER STADIUM DEVELOPMENT
WASHINGTON, D.C.

Location Sample Date Sample Type Sample Name	DC Tier 1 Risk-based Groundwater Screening Level ¹			EPA Regional Maximum Contaminant Level ²	GW-605-802-7	GTW-605-802-9	GTW-605-7-1	GTW-605-7-1	GTW-605-7-2	GTW-605-7-2	GTW-607-13-1	GTW-607-13-1
	Inhalation	Inhalation	Dermal Contact		07/27/2015	04/10/2015	09/22/2014	07/23/2015	09/22/2014	07/23/2015	12/13/2013	07/23/2015
					GW-605-802-7-3 Primary	GTW-605-802-9-2 Primary	GTW-605-7-1-1 Primary	GTW-605-7-1-2 Primary	GTW-605-7-2-1 Primary	GTW-605-7-2-2 Primary	GTW-607-13-1-1 Primary	GTW-607-13-1-2 Primary
PCBs (µg/L)	µg/L	µg/L	µg/L	µg/L								
Aroclor-1016 (PCB-1016)	-	-	-	-	-	-	-	-	-	-	-	-
Aroclor-1221 (PCB-1221)	-	-	-	-	-	-	-	-	-	-	-	-
Aroclor-1232 (PCB-1232)	-	-	-	-	-	-	-	-	-	-	-	-
Aroclor-1242 (PCB-1242)	-	-	-	-	-	-	-	-	-	-	-	-
Aroclor-1248 (PCB-1248)	-	-	-	-	-	-	-	-	-	-	-	-
Aroclor-1254 (PCB-1254)	-	-	-	-	-	-	-	-	-	-	-	-
Aroclor-1260 (PCB-1260)	-	-	-	-	-	-	-	-	-	-	-	-
Semi-Volatile Organic Compounds (µg/L)	µg/L	µg/L	µg/L	µg/L								
1,2,4,5-Tetrachlorobenzene	-	-	-	-	< 45	-	-	< 10	-	< 10	-	< 10
1,2,4-Trichlorobenzene	-	-	-	70	-	< 20	-	-	< 10	-	-	-
1,2-Dichlorobenzene	-	-	-	600	-	< 20	-	-	< 10	-	-	-
1,3-Dichlorobenzene	-	-	-	-	-	< 20	-	-	< 10	-	-	-
1,4-Dichlorobenzene	-	-	-	75	-	< 20	-	-	< 10	-	-	-
1-Methylnaphthalene	-	-	-	-	-	< 20	-	-	< 10	-	-	-
2,2'-oxybis(1-Chloropropane)	-	-	-	-	< 9.1	< 20	-	< 2.0	< 10	< 2.0	-	< 2.0
2,3,4,6-Tetrachlorophenol	-	-	-	-	< 23	-	-	< 5.0	-	< 5.0	-	< 5.0
2,4,5-Trichlorophenol	-	-	-	-	< 23	< 20	-	< 5.0	< 10	< 5.0	-	< 5.0
2,4,6-Trichlorophenol	-	-	-	-	< 23	< 20	-	< 5.0	< 10	< 5.0	-	< 5.0
2,4-Dichlorophenol	-	-	-	-	< 23	< 20	-	< 5.0	< 10	< 5.0	-	< 5.0
2,4-Dimethylphenol	-	-	-	-	< 23	< 20	-	< 5.0	< 10	< 5.0	-	< 5.0
2,4-Dinitrophenol	-	-	-	-	< 91	< 100	-	< 20	< 50	< 20	-	< 20
2,4-Dinitrotoluene	-	-	-	-	< 23	< 20	-	< 5.0	< 10	< 5.0	-	< 5.0
2,6-Dinitrotoluene	-	-	-	-	< 23	< 20	-	< 5.0	< 10	< 5.0	-	< 5.0
2-Chloronaphthalene	-	-	-	-	< 9.1	< 20	-	< 2.0	< 10	< 2.0	-	< 2.0
2-Chlorophenol	-	-	-	-	< 9.1	< 20	-	< 2.0	< 10	< 2.0	-	< 2.0
2-Methylnaphthalene	-	-	-	-	< 9.1	< 20	-	< 2.0	< 10	< 2.0	-	< 2.0
2-Methylphenol	-	-	-	-	< 23	< 20	-	< 5.0	< 10	< 5.0	-	< 5.0
2-Nitroaniline	-	-	-	-	< 23	< 100	-	< 5.0	< 50	< 5.0	-	< 5.0
2-Nitrophenol	-	-	-	-	< 45	< 20	-	< 10	< 10	< 10	-	< 10
3&4-Methylphenol	-	-	-	-	-	< 20	-	-	< 10	-	-	-
3,3'-Dichlorobenzidine	-	-	-	-	< 23	< 40	-	< 5.0	< 20	< 5.0	-	< 5.0
3-Methylphenol	-	-	-	-	< 23	-	-	< 5.0	-	1.2 J	-	< 5.0
3-Nitroaniline	-	-	-	-	< 23	< 100	-	< 5.0	< 50	< 5.0	-	< 5.0
4,6-Dinitro-2-methylphenol	-	-	-	-	< 45	< 40	-	< 10	< 20	< 10	-	< 10
4-Bromophenyl phenyl ether	-	-	-	-	< 9.1	< 20	-	< 2.0	< 10	< 2.0	-	< 2.0
4-Chloro-3-methylphenol	-	-	-	-	< 9.1	< 40	-	< 2.0	< 20	< 2.0	-	< 2.0
4-Chloroaniline	-	-	-	-	< 23	< 40	-	< 5.0	< 20	< 5.0	-	< 5.0
4-Chlorophenyl phenyl ether	-	-	-	-	< 9.1	< 20	-	< 2.0	< 10	< 2.0	-	< 2.0
4-Nitroaniline	-	-	-	-	< 23	< 40	-	< 5.0	< 20	< 5.0	-	< 5.0
4-Nitrophenol	-	-	-	-	< 45	< 100	-	< 10	< 50	< 10	-	< 10
Acenaphthene	-	-	18200	-	< 9.1	< 20	-	< 2.0	< 10	< 2.0	-	0.40 J
Acenaphthylene	-	-	-	-	< 9.1	< 20	-	< 2.0	< 10	< 2.0	-	< 2.0
Acetophenone	-	-	-	-	< 23	-	-	< 5.0	-	< 5.0	-	< 5.0
Aniline	-	-	-	-	-	< 20	-	-	< 10	-	-	-

TABLE 4
SUMMARY OF GROUNDWATER ANALYTICAL RESULTS AND EXCEEDANCES
BUZZARD POINT DC UNITED SOCCER STADIUM DEVELOPMENT
WASHINGTON, D.C.

Location Sample Date Sample Type Sample Name	DC Tier 1 Risk-based Groundwater Screening Level ¹			EPA Regional Maximum Contaminant Level ²	GW-605-802-7 07/27/2015	GTW-605-802-9 04/10/2015	GTW-605-7-1 09/22/2014	GTW-605-7-1 07/23/2015	GTW-605-7-2 09/22/2014	GTW-605-7-2 07/23/2015	GTW-607-13-1 12/13/2013	GTW-607-13-1 07/23/2015
	Indoor Inhalation	Outdoor Inhalation	Dermal Contact		GW-605-802-7-3 Primary	GTW-605-802-9-2 Primary	GTW-605-7-1-1 Primary	GTW-605-7-1-2 Primary	GTW-605-7-2-1 Primary	GTW-605-7-2-2 Primary	GTW-607-13-1-1 Primary	GTW-607-13-1-2 Primary
Anthracene	-	-	810000	-	< 9.1	< 20	-	< 2.0	< 10	< 2.0	-	< 2.0
Atrazine	-	-	-	3	< 14	-	-	< 3.0	-	< 3.0	-	< 3.0
Benzaldehyde	-	-	-	-	< 23	-	-	< 5.0	-	< 5.0	-	< 5.0
Benzo(a)anthracene	2300	4.93E+06	4.42E+00	-	< 1.1	< 20	-	< 0.25	< 10	< 0.50	-	< 0.25
Benzo(a)pyrene	569	623000	0.26	0.2	< 0.45	< 20	-	< 0.10	< 10	< 0.20	-	< 0.10
Benzo(b)fluoranthene	6520	1.01E+07	2.55E+00	-	< 0.91	< 20	-	< 0.20	< 10	< 0.40	-	< 0.20
Benzo(g,h,i)perylene	-	-	628	-	< 2.3	< 20	-	< 0.50	< 10	< 1.0	-	< 0.50
Benzo(k)fluoranthene	6790	1.01E+07	3.66E+01	-	< 0.91	< 20	-	< 0.20	< 10	< 0.40	-	< 0.20
Benzoic acid	-	-	-	-	-	< 100	-	-	< 50	-	-	-
Benzyl Alcohol	-	-	-	-	-	< 40	-	-	< 20	-	-	-
Biphenyl	-	-	-	-	< 9.1	-	-	< 2.0	-	< 2.0	-	< 2.0
bis(2-Chloroethoxy)methane	-	-	-	-	< 23	< 20	-	< 5.0	< 10	< 5.0	-	< 5.0
bis(2-Chloroethyl)ether	-	-	-	-	< 0.45	< 20	-	< 0.10	< 10	< 0.20	-	< 0.10
bis(2-Ethylhexyl)phthalate	-	-	-	6	5.4	< 12	-	0.56 J	< 6.0	0.86 J	-	0.36 J
Butyl benzylphthalate	-	-	-	-	< 23	< 20	-	< 5.0	< 10	< 5.0	-	< 5.0
Caprolactam	-	-	-	-	< 45	-	-	< 10	-	< 10	-	< 10
Carbazole	-	-	-	-	< 9.1	-	-	< 2.0	-	< 2.0	-	< 2.0
Chrysene	39900	8.41E+07	4.42E+02	-	< 9.1	< 20	-	< 2.0	< 10	< 2.0	-	< 2.0
Dibenz(a,h)anthracene	-	-	-	-	< 0.45	< 20	-	< 0.10	< 10	< 0.20	-	< 0.10
Dibenzofuran	-	-	-	-	< 9.1	< 20	-	< 2.0	< 10	< 2.0	-	< 2.0
Diethyl phthalate	-	-	-	-	< 23	< 20	-	< 5.0	< 10	< 5.0	-	< 5.0
Dimethyl phthalate	-	-	-	-	< 23	< 20	-	< 5.0	< 10	< 5.0	-	< 5.0
Di-n-butylphthalate	-	-	-	-	< 23	< 20	-	< 5.0	< 10	< 5.0	-	< 5.0
Di-n-octyl phthalate	-	-	-	-	< 23	< 20	-	< 5.0	< 10	< 5.0	-	< 5.0
Fluoranthene	-	-	4620	-	< 9.1	< 20	-	< 2.0	< 10	< 2.0	-	< 2.0
Fluorene	-	-	16200	-	< 9.1	< 20	-	< 2.0	< 10	< 2.0	-	0.58 J
Hexachlorobenzene	-	-	-	1	< 0.91	< 20	-	< 0.20	< 10	< 0.40	-	< 0.20
Hexachlorobutadiene	-	-	-	-	< 9.1	< 20	-	< 2.0	< 10	< 2.0	-	< 2.0
Hexachlorocyclopentadiene	-	-	-	50	< 91	< 20	-	< 20	< 10	< 20	-	< 20
Hexachloroethane	-	-	-	-	< 0.91	< 20	-	< 0.20	< 10	< 0.40	-	< 0.20
Indeno(1,2,3-cd)pyrene	-	-	-	-	< 2.3	< 20	-	< 0.50	< 10	< 1.0	-	< 0.50
Isophorone	-	-	-	-	< 23	< 20	-	< 5.0	< 10	< 5.0	-	< 5.0
Naphthalene	764	1.69E+06	1.79E+04	-	< 9.1	< 20	-	< 2.0	< 10	< 2.0	-	< 2.0
Nitrobenzene	-	-	-	-	< 9.1	< 20	-	< 2.0	< 10	< 2.0	-	< 2.0
N-Nitrosodimethylamine	-	-	-	-	-	< 20	-	-	< 10	-	-	-
N-Nitrosodi-n-propylamine	-	-	-	-	< 0.45	< 20	-	< 0.10	< 10	< 0.20	-	< 0.10
N-Nitrosodiphenylamine	-	-	-	-	< 9.1	< 20	-	< 2.0	< 10	1.1 J	-	< 2.0
Pentachlorophenol	-	-	6300	1	< 0.45	< 50	-	< 0.10	< 25	< 0.20	-	< 0.10
Phenanthrene	-	-	-	-	< 9.1	< 20	-	< 2.0	< 10	< 2.0	-	< 2.0
Phenol	-	-	-	-	< 23	< 20	-	< 5.0	< 10	< 5.0	-	< 5.0
Pyrene	-	-	3930	-	< 9.1	< 20	-	< 2.0	< 10	< 2.0	-	< 2.0
Total Petroleum Hydrocarbons (mg/L)												
Total Petroleum Hydrocarbons (C6-C10) GRO	38.8	85400	-	-	-	< 0.080	< 0.080	-	< 0.080	-	-	-
Total Petroleum Hydrocarbons (C10-C28) DRO	245	543000	-	-	-	< 0.50	< 0.50	-	24.6	-	-	-
Total Petroleum Hydrocarbons (C28-C40)	-	-	-	-	-	< 2.0	-	-	-	-	-	-

TABLE 4
SUMMARY OF GROUNDWATER ANALYTICAL RESULTS AND EXCEEDANCES
BUZZARD POINT DC UNITED SOCCER STADIUM DEVELOPMENT
WASHINGTON, D.C.

Location Sample Date Sample Type Sample Name	DC Tier 1 Risk-based Groundwater Screening Level ¹			EPA Regional Maximum Contaminant Level ²	GW-605-802-7	GTW-605-802-9	GTW-605-7-1	GTW-605-7-1	GTW-605-7-2	GTW-605-7-2	GTW-607-13-1	GTW-607-13-1
	Inhalation	Inhalation	Dermal Contact		07/27/2015	04/10/2015	09/22/2014	07/23/2015	09/22/2014	07/23/2015	12/13/2013	07/23/2015
					GW-605-802-7-3 Primary	GTW-605-802-9-2 Primary	GTW-605-7-1-1 Primary	GTW-605-7-1-2 Primary	GTW-605-7-2-1 Primary	GTW-605-7-2-2 Primary	GTW-607-13-1-1 Primary	GTW-607-13-1-2 Primary
Total Petroleum Hydrocarbons (µg/L)												
Total Petroleum Hydrocarbons (C6-C10) GRO	38800	85400000	-	-	-	-	-	< 50	-	42 J	-	150
Total Petroleum Hydrocarbons (C9-C44) DRO	245000	543000000	-	-	-	-	-	524	-	37,200	-	700
Volatile Organic Compounds (µg/L)												
1,1,1,2-Tetrachloroethane	-	-	-	-	-	< 10	-	-	< 1.0	-	< 1.0	-
1,1,1-Trichloroethane	-	-	-	200	< 0.50	< 10	-	< 0.50	< 1.0	< 10	< 1.0	< 0.50
1,1,2,2-Tetrachloroethane	-	-	-	-	< 0.50	< 10	-	< 0.50	< 1.0	< 10	< 1.0	< 0.50
1,1,2-Trichloroethane	-	-	-	5	< 0.75	< 10	-	< 0.75	< 1.0	< 15	< 1.0	< 0.75
1,1-Dichloroethane	-	-	-	-	< 0.75	< 10	-	< 0.75	< 1.0	< 15	< 1.0	< 0.75
1,1-Dichloroethene	-	-	-	7	< 0.50	< 10	-	< 0.50	< 1.0	< 10	< 1.0	< 0.50
1,1-Dichloropropene	-	-	-	-	-	< 10	-	-	< 1.0	-	< 1.0	-
1,2,3-Trichlorobenzene	-	-	-	-	< 2.5	< 10	-	< 2.5	< 1.0	< 50	< 1.0	< 2.5
1,2,3-Trichloropropane	-	-	-	-	-	< 10	-	-	< 1.0	-	< 1.0	-
1,2,4-Trichlorobenzene	-	-	-	70	< 2.5	< 10	-	< 2.5	< 1.0	< 50	< 1.0	< 2.5
1,2-Dibromo-3-chloropropane (DBCP)	-	-	-	0.2	< 2.5	< 20	-	< 2.5	< 2.0	< 50	< 5.0	< 2.5
1,2-Dibromoethane (Ethylene Dibromide)	39.5	88100	358	0.05	< 2.0	< 10	-	< 2.0	< 1.0	< 40	< 1.0	< 2.0
1,2-Dichlorobenzene	-	-	-	600	< 2.5	< 10	-	< 2.5	< 1.0	< 50	< 1.0	< 2.5
1,2-Dichloroethane	305	672000	8970	5	< 0.50	< 10	-	< 0.50	< 1.0	< 10	< 1.0	0.29 J
1,2-Dichloroethene (total)	-	-	-	-	< 0.50	-	-	< 0.50	-	< 10	-	5.5
1,2-Dichloropropane	-	-	-	5	< 1.0	< 10	-	< 1.0	< 1.0	< 20	< 1.0	< 1.0
1,3-Dichlorobenzene	-	-	-	-	< 2.5	< 10	-	< 2.5	< 1.0	< 50	< 1.0	< 2.5
1,3-Dichloropropane	-	-	-	-	-	< 10	-	-	< 1.0	-	< 1.0	-
1,3-Dichloropropene	-	-	-	-	< 0.50	-	-	< 0.50	-	< 10	-	< 0.50
1,4-Dichlorobenzene	-	-	-	75	< 2.5	< 10	-	< 2.5	< 1.0	< 50	< 1.0	< 2.5
1,4-Dioxane	-	-	-	-	< 250	-	-	220 J	-	< 5,000	-	150 J
2,2-Dichloropropane	-	-	-	-	-	< 10	-	-	< 1.0	-	< 1.0	-
2-Butanone (Methyl Ethyl Ketone)	-	-	-	-	< 5.0	< 50	-	< 5.0	< 5.0	< 100	< 5.0	< 5.0
2-Chlorotoluene	-	-	-	-	-	< 10	-	-	< 1.0	-	< 1.0	-
2-Hexanone	-	-	-	-	< 5.0	< 50	-	< 5.0	< 5.0	< 100	< 5.0	< 5.0
4-Chlorotoluene	-	-	-	-	-	< 10	-	-	< 1.0	-	< 1.0	-
4-Methyl-2-Pentanone (Methyl Isobutyl Ketone)	-	-	-	-	< 5.0	< 50	-	< 5.0	< 5.0	< 100	< 5.0	< 5.0
Acetone	-	-	-	-	< 5.0	< 250	-	3.7 J	< 25	32 J	115	7.0
Benzene	270	591000	4710	5	< 0.50	< 10	< 1.0	< 0.50	< 1.0	< 10	< 1.0	2.1
Bromobenzene	-	-	-	-	-	< 10	-	-	< 1.0	-	< 1.0	-
Bromodichloromethane	-	-	-	80	< 0.50	< 10	-	< 0.50	< 1.0	< 10	< 1.0	< 0.50
Bromoform	-	-	-	80	< 2.0	< 10	-	< 2.0	< 1.0	< 40	< 1.0	< 2.0
Bromomethane (Methyl Bromide)	-	-	-	-	< 1.0	< 20	-	< 1.0	< 2.0	< 20	< 2.0	< 1.0
Carbon disulfide	-	-	-	-	< 5.0	-	-	0.76 J	-	< 100	-	0.52 J
Carbon tetrachloride	-	-	-	5	< 0.50	< 10	-	< 0.50	< 1.0	< 10	< 1.0	< 0.50
Chlorobenzene	-	-	-	100	< 0.50	< 10	-	< 0.50	< 1.0	< 10	< 1.0	< 0.50
Chlorobromomethane	-	-	-	-	< 2.5	< 10	-	< 2.5	< 1.0	< 50	< 1.0	< 2.5
Chloroethane	-	-	-	-	< 1.0	< 10	-	< 1.0	< 1.0	< 20	< 1.0	< 1.0
Chloroform (Trichloromethane)	-	-	-	80	< 0.75	< 10	-	< 0.75	< 1.0	< 15	< 1.0	< 0.75
Chloromethane (Methyl Chloride)	-	-	-	-	< 2.5	< 10	-	0.92 J	< 1.0	< 50	< 1.0	1.8 J
cis-1,2-Dichloroethene	-	-	-	70	< 0.50	< 10	-	< 0.50	1.8	< 10	< 1.0	5.5
cis-1,3-Dichloropropene	-	-	-	-	< 0.50	< 10	-	< 0.50	< 1.0	< 10	< 1.0	< 0.50

TABLE 4
 SUMMARY OF GROUNDWATER ANALYTICAL RESULTS AND EXCEEDANCES
 BUZZARD POINT DC UNITED SOCCER STADIUM DEVELOPMENT
 WASHINGTON, D.C.

Location Sample Date Sample Type Sample Name	DC Tier 1 Risk-based Groundwater Screening Level ¹			EPA Regional Maximum Contaminant Level ²	GW-605-802-7 07/27/2015	GTW-605-802-9 04/10/2015	GTW-605-7-1 09/22/2014	GTW-605-7-1 07/23/2015	GTW-605-7-2 09/22/2014	GTW-605-7-2 07/23/2015	GTW-607-13-1 12/13/2013	GTW-607-13-1 07/23/2015
	Indoor Inhalation	Outdoor Inhalation	Dermal Contact		GW-605-802-7-3 Primary	GTW-605-802-9-2 Primary	GTW-605-7-1-1 Primary	GTW-605-7-1-2 Primary	GTW-605-7-2-1 Primary	GTW-605-7-2-2 Primary	GTW-607-13-1-1 Primary	GTW-607-13-1-2 Primary
Cyclohexane	-	-	-	-	< 10	-	-	< 10	-	< 200	-	1.6 J
Cymene (p-Isopropyltoluene)	-	-	-	-	-	< 10	-	-	< 1.0	-	< 1.0	-
Dibromochloromethane	-	-	-	80	< 0.50	< 10	-	< 0.50	< 1.0	< 10	< 1.0	< 0.50
Dibromomethane	-	-	-	-	-	< 10	-	-	< 1.0	-	< 1.0	-
Dichlorodifluoromethane (CFC-12)	-	-	-	-	< 5.0	< 10	-	< 5.0	< 1.0	< 100	< 1.0	< 5.0
Diisopropyl ether	-	-	-	-	-	< 10	-	-	< 1.0	-	< 1.0	-
Ethylbenzene	826	1.81E+06	6.20E+03	700	< 0.50	< 10	< 1.0	< 0.50	< 1.0	< 10	< 1.0	< 0.50
Hexachlorobutadiene	-	-	-	-	-	< 10	-	-	< 1.0	-	< 1.0	-
Isopropylbenzene	-	-	-	-	< 0.50	-	-	< 0.50	-	< 10	-	0.81
m,p-Xylenes	-	-	-	-	< 1.0	< 20	< 2.0	< 1.0	< 2.0	< 20	< 2.0	0.71 J
Methyl acetate	-	-	-	-	< 2.0	-	-	< 2.0	-	< 40	-	< 2.0
Methyl cyclohexane	-	-	-	-	< 10	-	-	< 10	-	< 200	-	0.77 J
Methyl Tert Butyl Ether	64200	1.42E+08	1.16E+05	-	< 1.0	< 10	-	< 1.0	< 1.0	< 20	54	3.6
Methylene chloride	-	-	-	5	< 2.5	< 20	-	< 2.5	< 2.0	< 50	< 2.0	< 2.5
Naphthalene	764	1.69E+06	1.79E+04	-	-	< 10	-	-	< 1.0	-	< 1.0	-
o-Xylene	-	-	-	-	< 1.0	< 10	< 1.0	< 1.0	< 1.0	< 20	< 1.0	< 1.0
Styrene	-	-	-	100	< 1.0	< 10	-	< 1.0	< 1.0	< 20	< 1.0	< 1.0
Tetrachloroethene	-	-	-	5	< 0.50	< 10	-	< 0.50	< 1.0	< 10	< 1.0	< 0.50
Toluene	900000	1.97E+09	1.32E+05	1000	< 0.75	< 10	< 1.0	< 0.75	< 1.0	< 15	< 1.0	0.27 J
trans-1,2-Dichloroethene	-	-	-	100	< 0.75	< 10	-	< 0.75	< 1.0	< 15	< 1.0	< 0.75
trans-1,3-Dichloropropene	-	-	-	-	< 0.50	< 10	-	< 0.50	< 1.0	< 10	< 1.0	< 0.50
Trichloroethene	-	-	-	5	< 0.50	< 10	-	< 0.50	< 1.0	< 10	< 1.0	0.35 J
Trichlorofluoromethane (CFC-11)	-	-	-	-	< 2.5	< 10	-	< 2.5	< 1.0	< 50	< 1.0	< 2.5
Trifluorotrchloroethane (Freon 113)	-	-	-	-	< 2.5	-	-	< 2.5	-	< 50	-	< 2.5
Vinyl acetate	-	-	-	-	-	< 20	-	-	< 2.0	-	< 2.0	-
Vinyl chloride	-	-	-	2	< 1.0	< 10	-	< 1.0	1.8	< 20	< 1.0	< 1.0
Xylene (total)	20500	4.49E+07	1.81E+05	10000	< 1.0	< 20	< 2.0	< 1.0	< 2.0	< 20	< 2.0	0.71 J

NOTES

Bold where detected; highlighted where exceeds
 ft bgs = feet below ground surface; well screen interval
 mg/L = milligrams per liter
 µg/L = micrograms per liter
 -- = screening level not available/sample not analyzed
 < = not detected at the indicated reporting limit
 J = estimated value

1. District of Columbia Risk-Based Corrective Action Technical Guidance, Table 5-8 Risk-based Screening Levels for resid
2. United States Environmental Protection Agency (EPA) Regional Screening Level (RSL) Summary Table (January 2015)

TABLE 4

SUMMARY OF GROUNDWATER ANALYTICAL RESULTS AND EXCEEDANCES
 BUZZARD POINT DC UNITED SOCCER STADIUM DEVELOPMENT
 WASHINGTON, D.C.

Location Sample Date Sample Type Sample Name	DC Tier 1 Risk-based Groundwater Screening Level ¹			EPA Regional Maximum Contaminant Level ²	GTW-607-13-2	GTW-607-13-2	GTW-661-804-3	GTW-661-24-1	GTW-661-804-1	GTW-661-804-2	GTW-661-804-3
	Inhalation	Inhalation	Dermal Contact		12/13/2013	12/13/2013	07/22/2015	07/02/2014	07/02/2014	07/02/2014	07/01/2014
					GTW-607-13-2-1	GTW-607-13-2A-1	GTW-661-804-3-5	GTW-661-24-1-1,2,3,4	GTW-661-804-1-1,2,3,4	GTW-661-804-2-1,2,3,4	GTW-661-804-3-1,2,3,4
	µg/L	µg/L	µg/L	µg/L	Primary	Primary	Primary	Primary	Primary	Primary	Primary
Inorganic Compounds (µg/L)											
Aluminum, Dissolved	-	-	-	-	-	-	8.55 J	-	-	-	-
Aluminum, Total	-	-	-	-	-	-	-	-	-	-	-
Antimony, Dissolved	-	-	-	6	-	-	1.606 J	-	-	-	-
Antimony, Total	-	-	-	6	-	-	-	-	-	-	-
Arsenic, Dissolved	-	-	-	10	-	-	3.947	-	-	-	-
Arsenic, Total	-	-	-	10	-	-	-	-	-	-	-
Barium, Dissolved	-	-	-	2000	-	-	207.6	-	-	-	-
Barium, Total	-	-	-	2000	-	-	-	-	-	-	-
Beryllium, Dissolved	-	-	-	4	-	-	< 0.50	-	-	-	-
Beryllium, Total	-	-	-	4	-	-	-	-	-	-	-
Cadmium, Dissolved	-	-	-	5	-	-	< 0.20	-	-	-	-
Cadmium, Total	-	-	-	5	-	-	-	-	-	-	-
Calcium, Dissolved	-	-	-	-	-	-	26,900	-	-	-	-
Calcium, Total	-	-	-	-	-	-	-	-	-	-	-
Chromium, Dissolved	-	-	-	100	-	-	10.08	-	-	-	-
Chromium, Total	-	-	-	100	-	-	-	-	-	-	-
Cobalt, Dissolved	-	-	-	-	-	-	12.11	-	-	-	-
Cobalt, Total	-	-	-	-	-	-	-	-	-	-	-
Copper, Dissolved	-	-	-	1300	-	-	0.6323 J	-	-	-	-
Copper, Total	-	-	-	1300	-	-	-	-	-	-	-
Iron, Dissolved	-	-	-	-	-	-	77,200	-	-	-	-
Iron, Total	-	-	-	-	-	-	-	-	-	-	-
Lead, Dissolved	-	-	-	15	-	-	4.073	-	-	-	-
Lead, Total	-	-	-	15	-	-	-	-	-	-	-
Magnesium, Dissolved	-	-	-	-	-	-	34,900	-	-	-	-
Magnesium, Total	-	-	-	-	-	-	-	-	-	-	-
Manganese, Dissolved	-	-	-	-	-	-	5,221	-	-	-	-
Manganese, Total	-	-	-	-	-	-	-	-	-	-	-
Mercury, Dissolved	-	-	-	2	-	-	< 0.20	-	-	-	-
Mercury, Total	-	-	-	2	-	-	-	-	-	-	-
Nickel, Dissolved	-	-	-	-	-	-	9.628	-	-	-	-
Nickel, Total	-	-	-	-	-	-	-	-	-	-	-
Potassium, Dissolved	-	-	-	-	-	-	2,160	-	-	-	-
Potassium, Total	-	-	-	-	-	-	-	-	-	-	-
Selenium, Dissolved	-	-	-	50	-	-	< 5.0	-	-	-	-
Selenium, Total	-	-	-	50	-	-	-	-	-	-	-
Silver, Dissolved	-	-	-	-	-	-	0.101 J	-	-	-	-
Silver, Total	-	-	-	-	-	-	-	-	-	-	-
Sodium, Dissolved	-	-	-	-	-	-	189,000	-	-	-	-
Sodium, Total	-	-	-	-	-	-	-	-	-	-	-
Thallium, Dissolved	-	-	-	2	-	-	< 0.50	-	-	-	-
Thallium, Total	-	-	-	2	-	-	-	-	-	-	-
Vanadium, Dissolved	-	-	-	-	-	-	< 5.0	-	-	-	-
Vanadium, Total	-	-	-	-	-	-	-	-	-	-	-
Zinc, Dissolved	-	-	-	-	-	-	3.927 J	-	-	-	-
Zinc, Total	-	-	-	-	-	-	-	-	-	-	-

TABLE 4
 SUMMARY OF GROUNDWATER ANALYTICAL RESULTS AND EXCEEDANCES
 BUZZARD POINT DC UNITED SOCCER STADIUM DEVELOPMENT
 WASHINGTON, D.C.

Location Sample Date Sample Type Sample Name	DC Tier 1 Risk-based Groundwater Screening Level ¹			EPA Regional Maximum Contaminant Level ²	GTW-607-13-2	GTW-607-13-2	GTW-661-804-3	GTW-661-24-1	GTW-661-804-1	GTW-661-804-2	GTW-661-804-3
	Inhalation	Inhalation	Dermal Contact		12/13/2013	12/13/2013	07/22/2015	07/02/2014	07/02/2014	07/02/2014	07/01/2014
					GTW-607-13-2-1	GTW-607-13-2A-1	GTW-661-804-3-5	GTW-661-24-1-1,2,3,4	GTW-661-804-1-1,2,3,4	GTW-661-804-2-1,2,3,4	GTW-661-804-3-1,2,3,4
PCBs (µg/L)	µg/L	µg/L	µg/L	µg/L							
Aroclor-1016 (PCB-1016)	-	-	-	-	-	-	-	< 0.50	-	-	-
Aroclor-1221 (PCB-1221)	-	-	-	-	-	-	-	< 0.50	-	-	-
Aroclor-1232 (PCB-1232)	-	-	-	-	-	-	-	< 0.50	-	-	-
Aroclor-1242 (PCB-1242)	-	-	-	-	-	-	-	< 0.50	-	-	-
Aroclor-1248 (PCB-1248)	-	-	-	-	-	-	-	< 0.50	-	-	-
Aroclor-1254 (PCB-1254)	-	-	-	-	-	-	-	< 0.50	-	-	-
Aroclor-1260 (PCB-1260)	-	-	-	-	-	-	-	< 0.50	-	-	-
Semi-Volatile Organic Compounds (µg/L)	µg/L	µg/L	µg/L	µg/L							
1,2,4,5-Tetrachlorobenzene	-	-	-	-	-	-	< 10	-	-	-	-
1,2,4-Trichlorobenzene	-	-	-	70	-	-	-	-	-	-	-
1,2-Dichlorobenzene	-	-	-	600	-	-	-	-	-	-	-
1,3-Dichlorobenzene	-	-	-	-	-	-	-	-	-	-	-
1,4-Dichlorobenzene	-	-	-	75	-	-	-	-	-	-	-
1-Methylnaphthalene	-	-	-	-	-	-	-	-	-	-	-
2,2'-oxybis(1-Chloropropane)	-	-	-	-	-	-	< 2.0	-	-	-	-
2,3,4,6-Tetrachlorophenol	-	-	-	-	-	-	< 5.0	-	-	-	-
2,4,5-Trichlorophenol	-	-	-	-	-	-	< 5.0	-	-	-	-
2,4,6-Trichlorophenol	-	-	-	-	-	-	< 5.0	-	-	-	-
2,4-Dichlorophenol	-	-	-	-	-	-	< 5.0	-	-	-	-
2,4-Dimethylphenol	-	-	-	-	-	-	< 5.0	-	-	-	-
2,4-Dinitrophenol	-	-	-	-	-	-	< 20	-	-	-	-
2,4-Dinitrotoluene	-	-	-	-	-	-	< 5.0	-	-	-	-
2,6-Dinitrotoluene	-	-	-	-	-	-	< 5.0	-	-	-	-
2-Chloronaphthalene	-	-	-	-	-	-	< 2.0	-	-	-	-
2-Chlorophenol	-	-	-	-	-	-	< 2.0	-	-	-	-
2-Methylnaphthalene	-	-	-	-	-	-	4.8	-	-	-	-
2-Methylphenol	-	-	-	-	-	-	< 5.0	-	-	-	-
2-Nitroaniline	-	-	-	-	-	-	< 5.0	-	-	-	-
2-Nitrophenol	-	-	-	-	-	-	< 10	-	-	-	-
3&4-Methylphenol	-	-	-	-	-	-	-	-	-	-	-
3,3'-Dichlorobenzidine	-	-	-	-	-	-	< 5.0	-	-	-	-
3-Methylphenol	-	-	-	-	-	-	< 5.0	-	-	-	-
3-Nitroaniline	-	-	-	-	-	-	< 5.0	-	-	-	-
4,6-Dinitro-2-methylphenol	-	-	-	-	-	-	< 10	-	-	-	-
4-Bromophenyl phenyl ether	-	-	-	-	-	-	< 2.0	-	-	-	-
4-Chloro-3-methylphenol	-	-	-	-	-	-	< 2.0	-	-	-	-
4-Chloroaniline	-	-	-	-	-	-	< 5.0	-	-	-	-
4-Chlorophenyl phenyl ether	-	-	-	-	-	-	< 2.0	-	-	-	-
4-Nitroaniline	-	-	-	-	-	-	< 5.0	-	-	-	-
4-Nitrophenol	-	-	-	-	-	-	< 10	-	-	-	-
Acenaphthene	-	-	18200	-	-	-	1.8 J	-	-	-	-
Acenaphthylene	-	-	-	-	-	-	< 2.0	-	-	-	-
Acetophenone	-	-	-	-	-	-	< 5.0	-	-	-	-
Aniline	-	-	-	-	-	-	-	-	-	-	-

TABLE 4
SUMMARY OF GROUNDWATER ANALYTICAL RESULTS AND EXCEEDANCES
BUZZARD POINT DC UNITED SOCCER STADIUM DEVELOPMENT
WASHINGTON, D.C.

Location Sample Date Sample Type Sample Name	DC Tier 1 Risk-based Groundwater Screening Level ¹			EPA Regional Maximum Contaminant Level ²	GTW-607-13-2	GTW-607-13-2	GTW-661-804-3	GTW-661-24-1	GTW-661-804-1	GTW-661-804-2	GTW-661-804-3
	Inhalation	Inhalation	Dermal Contact		12/13/2013	12/13/2013	07/22/2015	07/02/2014	07/02/2014	07/02/2014	07/01/2014
					GTW-607-13-2-1	GTW-607-13-2A-1	GTW-661-804-3-5	GTW-661-24-1-1,2,3,4	GTW-661-804-1-1,2,3,4	GTW-661-804-2-1,2,3,4	GTW-661-804-3-1,2,3,4
	Primary	Primary	Primary	Primary	Primary	Primary	Primary	Primary	Primary	Primary	
Anthracene	-	-	810000	-	-	-	< 2.0	-	-	-	-
Atrazine	-	-	-	3	-	-	< 3.0	-	-	-	-
Benzaldehyde	-	-	-	-	-	-	< 5.0	-	-	-	-
Benzo(a)anthracene	2300	4.93E+06	4.42E+00	-	-	-	< 0.25	-	-	-	-
Benzo(a)pyrene	569	623000	0.26	0.2	-	-	< 0.10	-	-	-	-
Benzo(b)fluoranthene	6520	1.01E+07	2.55E+00	-	-	-	< 0.20	-	-	-	-
Benzo(g,h,i)perylene	-	-	628	-	-	-	< 0.50	-	-	-	-
Benzo(k)fluoranthene	6790	1.01E+07	3.66E+01	-	-	-	< 0.20	-	-	-	-
Benzoic acid	-	-	-	-	-	-	-	-	-	-	-
Benzyl Alcohol	-	-	-	-	-	-	-	-	-	-	-
Biphenyl	-	-	-	-	-	-	< 2.0	-	-	-	-
bis(2-Chloroethoxy)methane	-	-	-	-	-	-	< 5.0	-	-	-	-
bis(2-Chloroethyl)ether	-	-	-	-	-	-	< 0.10	-	-	-	-
bis(2-Ethylhexyl)phthalate	-	-	-	6	-	-	< 1.0	-	-	-	-
Butyl benzylphthalate	-	-	-	-	-	-	< 5.0	-	-	-	-
Caprolactam	-	-	-	-	-	-	< 10	-	-	-	-
Carbazole	-	-	-	-	-	-	< 2.0	-	-	-	-
Chrysene	39900	8.41E+07	4.42E+02	-	-	-	< 2.0	-	-	-	-
Dibenz(a,h)anthracene	-	-	-	-	-	-	< 0.10	-	-	-	-
Dibenzofuran	-	-	-	-	-	-	1.5 J	-	-	-	-
Diethyl phthalate	-	-	-	-	-	-	< 5.0	-	-	-	-
Dimethyl phthalate	-	-	-	-	-	-	< 5.0	-	-	-	-
Di-n-butylphthalate	-	-	-	-	-	-	< 5.0	-	-	-	-
Di-n-octyl phthalate	-	-	-	-	-	-	< 5.0	-	-	-	-
Fluoranthene	-	-	4620	-	-	-	< 2.0	-	-	-	-
Fluorene	-	-	16200	-	-	-	3	-	-	-	-
Hexachlorobenzene	-	-	-	1	-	-	< 0.20	-	-	-	-
Hexachlorobutadiene	-	-	-	-	-	-	< 2.0	-	-	-	-
Hexachlorocyclopentadiene	-	-	-	50	-	-	< 20	-	-	-	-
Hexachloroethane	-	-	-	-	-	-	< 0.20	-	-	-	-
Indeno(1,2,3-cd)pyrene	-	-	-	-	-	-	< 0.50	-	-	-	-
Isophorone	-	-	-	-	-	-	< 5.0	-	-	-	-
Naphthalene	764	1.69E+06	1.79E+04	-	-	-	< 2.0	-	-	-	-
Nitrobenzene	-	-	-	-	-	-	< 2.0	-	-	-	-
N-Nitrosodimethylamine	-	-	-	-	-	-	-	-	-	-	-
N-Nitrosodi-n-propylamine	-	-	-	-	-	-	< 0.10	-	-	-	-
N-Nitrosodiphenylamine	-	-	-	-	-	-	< 2.0	-	-	-	-
Pentachlorophenol	-	-	6300	1	-	-	< 0.10	-	-	-	-
Phenanthrene	-	-	-	-	-	-	1.9 J	-	-	-	-
Phenol	-	-	-	-	-	-	< 5.0	-	-	-	-
Pyrene	-	-	3930	-	-	-	< 2.0	-	-	-	-
Total Petroleum Hydrocarbons (mg/L)											
Total Petroleum Hydrocarbons (C6-C10) GRO	38.8	85400	-	-	-	< 0.080	-	< 0.080	0.66	< 0.080	3.0
Total Petroleum Hydrocarbons (C10-C28) DRO	245	543000	-	-	-	< 0.50	-	< 0.50	< 0.50	< 0.50	3.0
Total Petroleum Hydrocarbons (C28-C40)	-	-	-	-	-	-	-	-	-	-	-

TABLE 4
SUMMARY OF GROUNDWATER ANALYTICAL RESULTS AND EXCEEDANCES
BUZZARD POINT DC UNITED SOCCER STADIUM DEVELOPMENT
WASHINGTON, D.C.

Location Sample Date Sample Type Sample Name	DC Tier 1 Risk-based Groundwater Screening Level ¹			EPA Regional Maximum Contaminant Level ²	GTW-607-13-2 12/13/2013	GTW-607-13-2 12/13/2013	GTW-661-804-3 07/22/2015	GTW-661-24-1 07/02/2014	GTW-661-804-1 07/02/2014	GTW-661-804-2 07/02/2014	GTW-661-804-3 07/01/2014
	Indoor Inhalation	Outdoor Inhalation	Dermal Contact		GTW-607-13-2-1 Primary	GTW-607-13-2A-1 Primary	GTW-661-804-3-5 Primary	GTW-661-24-1-1,2,3,4 Primary	GTW-661-804-1-1,2,3,4 Primary	GTW-661-804-2-1,2,3,4 Primary	GTW-661-804-3-1,2,3,4 Primary
Total Petroleum Hydrocarbons (µg/L)											
Total Petroleum Hydrocarbons (C6-C10) GRO	38800	85400000	-	-	-	-	1,400	-	-	-	-
Total Petroleum Hydrocarbons (C9-C44) DRO	245000	543000000	-	-	-	-	1,710	-	-	-	-
Volatile Organic Compounds (µg/L)											
1,1,1,2-Tetrachloroethane	-	-	-	-	< 1.0	< 1.0	-	< 1.0	< 1.0	< 1.0	-
1,1,1-Trichloroethane	-	-	-	200	< 1.0	< 1.0	< 0.50	< 1.0	< 1.0	< 1.0	-
1,1,2,2-Tetrachloroethane	-	-	-	-	< 1.0	< 1.0	< 0.50	< 1.0	< 1.0	< 1.0	-
1,1,2-Trichloroethane	-	-	-	5	< 1.0	< 1.0	< 0.75	< 1.0	< 1.0	< 1.0	-
1,1-Dichloroethane	-	-	-	-	< 1.0	< 1.0	< 0.75	< 1.0	< 1.0	< 1.0	-
1,1-Dichloroethene	-	-	-	7	< 1.0	< 1.0	< 0.50	< 1.0	< 1.0	< 1.0	-
1,1-Dichloropropene	-	-	-	-	< 1.0	< 1.0	-	< 1.0	< 1.0	< 1.0	-
1,2,3-Trichlorobenzene	-	-	-	-	< 1.0	< 1.0	< 2.5	< 1.0	< 1.0	< 1.0	-
1,2,3-Trichloropropane	-	-	-	-	< 1.0	< 1.0	-	< 1.0	< 1.0	< 1.0	-
1,2,4-Trichlorobenzene	-	-	-	70	< 1.0	< 1.0	< 2.5	< 1.0	< 1.0	< 1.0	-
1,2-Dibromo-3-chloropropane (DBCP)	-	-	-	0.2	< 5.0	< 5.0	< 2.5	< 2.0	< 2.0	< 2.0	-
1,2-Dibromoethane (Ethylene Dibromide)	39.5	88100	358	0.05	< 1.0	< 1.0	< 2.0	< 1.0/<0.020	< 1.0/<0.020	< 1.0/<0.020	< 0.020
1,2-Dichlorobenzene	-	-	-	600	< 1.0	< 1.0	< 2.5	< 1.0	< 1.0	< 1.0	-
1,2-Dichloroethane	305	672000	8970	5	< 1.0	< 1.0	< 0.50	< 1.0	< 1.0	< 1.0	-
1,2-Dichloroethene (total)	-	-	-	-	-	-	< 0.50	-	-	-	-
1,2-Dichloropropane	-	-	-	5	< 1.0	< 1.0	< 1.0	< 1.0	< 1.0	< 1.0	-
1,3-Dichlorobenzene	-	-	-	-	< 1.0	< 1.0	< 2.5	< 1.0	< 1.0	< 1.0	-
1,3-Dichloropropane	-	-	-	-	< 1.0	< 1.0	-	< 1.0	< 1.0	< 1.0	-
1,3-Dichloropropene	-	-	-	-	-	-	< 0.50	-	-	-	-
1,4-Dichlorobenzene	-	-	-	75	< 1.0	< 1.0	< 2.5	< 1.0	< 1.0	< 1.0	-
1,4-Dioxane	-	-	-	-	-	-	< 250	-	-	-	-
2,2-Dichloropropane	-	-	-	-	< 1.0	< 1.0	-	< 1.0	< 1.0	< 1.0	-
2-Butanone (Methyl Ethyl Ketone)	-	-	-	-	< 5.0	< 5.0	< 5.0	< 5.0	< 5.0	< 5.0	-
2-Chlorotoluene	-	-	-	-	< 1.0	< 1.0	-	< 1.0	< 1.0	< 1.0	-
2-Hexanone	-	-	-	-	< 5.0	< 5.0	< 5.0	< 5.0	< 5.0	< 5.0	-
4-Chlorotoluene	-	-	-	-	< 1.0	< 1.0	-	< 1.0	< 1.0	< 1.0	-
4-Methyl-2-Pentanone (Methyl Isobutyl Ketone)	-	-	-	-	< 5.0	< 5.0	< 5.0	< 5.0	< 5.0	< 5.0	-
Acetone	-	-	-	-	625	79	3.2 J	< 25	25.8	< 25	-
Benzene	270	591000	4710	5	< 1.0	< 1.0	6.0	< 1.0	34.4	< 1.0	8.2
Bromobenzene	-	-	-	-	< 1.0	< 1.0	-	< 1.0	< 1.0	< 1.0	-
Bromodichloromethane	-	-	-	80	< 1.0	< 1.0	< 0.50	< 1.0	< 1.0	< 1.0	-
Bromoform	-	-	-	80	< 1.0	< 1.0	< 2.0	< 1.0	< 1.0	< 1.0	-
Bromomethane (Methyl Bromide)	-	-	-	-	< 2.0	< 2.0	< 1.0	< 2.0	< 2.0	< 2.0	-
Carbon disulfide	-	-	-	-	-	-	< 5.0	-	-	-	-
Carbon tetrachloride	-	-	-	5	< 1.0	< 1.0	< 0.50	< 1.0	< 1.0	< 1.0	-
Chlorobenzene	-	-	-	100	< 1.0	< 1.0	< 0.50	< 1.0	< 1.0	< 1.0	-
Chlorobromomethane	-	-	-	-	< 1.0	< 1.0	< 2.5	< 1.0	< 1.0	< 1.0	-
Chloroethane	-	-	-	-	< 1.0	< 1.0	< 1.0	< 1.0	< 1.0	< 1.0	-
Chloroform (Trichloromethane)	-	-	-	80	< 1.0	< 1.0	< 0.75	< 1.0	< 1.0	< 1.0	-
Chloromethane (Methyl Chloride)	-	-	-	-	< 1.0	< 1.0	< 2.5	1.2	4.4	4.1	-
cis-1,2-Dichloroethene	-	-	-	70	< 1.0	< 1.0	< 0.50	< 1.0	< 1.0	< 1.0	-
cis-1,3-Dichloropropene	-	-	-	-	< 1.0	< 1.0	< 0.50	< 1.0	< 1.0	< 1.0	-

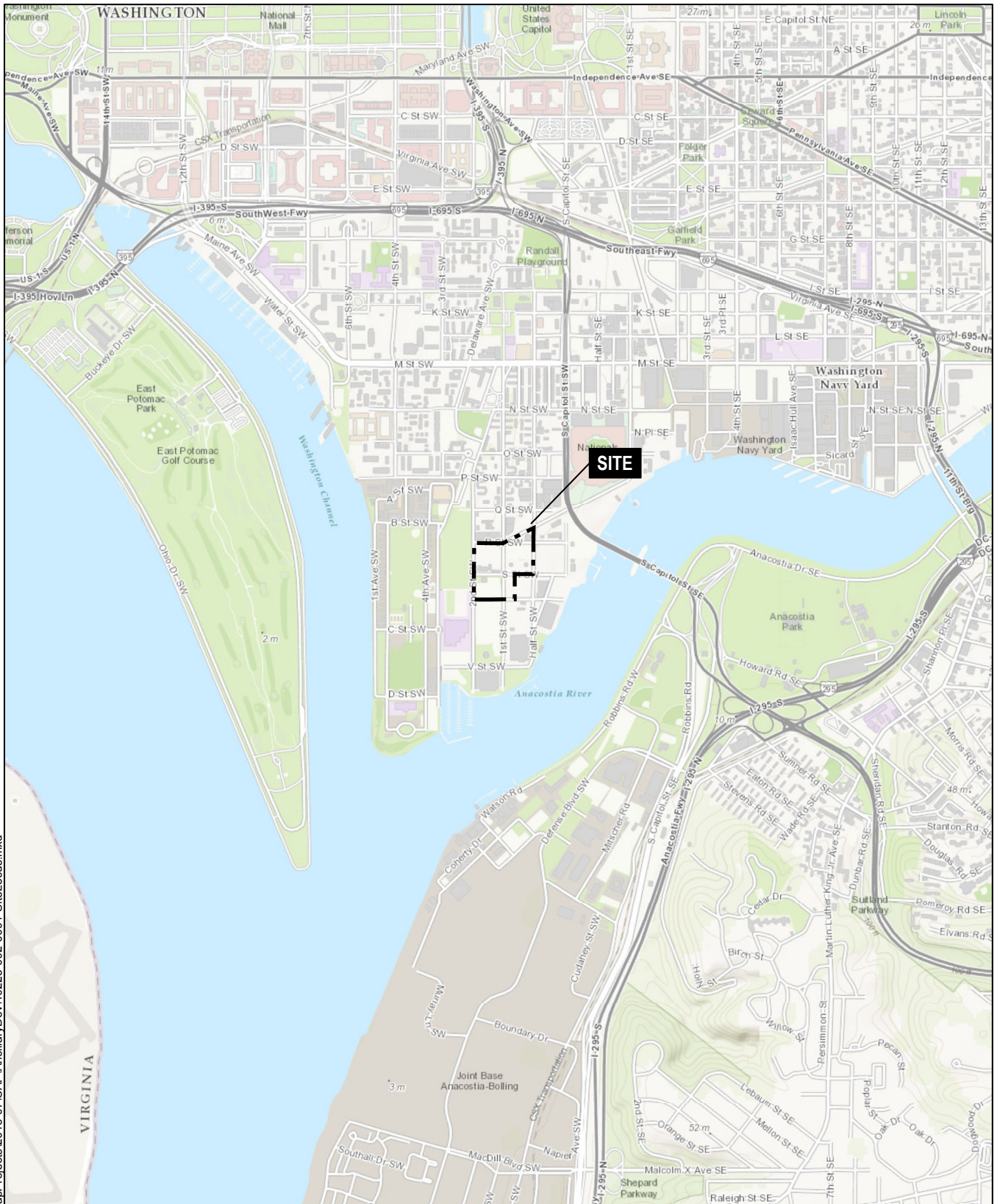
TABLE 4
 SUMMARY OF GROUNDWATER ANALYTICAL RESULTS AND EXCEEDANCES
 BUZZARD POINT DC UNITED SOCCER STADIUM DEVELOPMENT
 WASHINGTON, D.C.

Location Sample Date Sample Type Sample Name	DC Tier 1 Risk-based Groundwater Screening Level ¹			EPA Regional Maximum Contaminant Level ²	GTW-607-13-2 12/13/2013	GTW-607-13-2 12/13/2013	GTW-661-804-3 07/22/2015	GTW-661-24-1 07/02/2014	GTW-661-804-1 07/02/2014	GTW-661-804-2 07/02/2014	GTW-661-804-3 07/01/2014
	Indoor Inhalation	Outdoor Inhalation	Dermal Contact		GTW-607-13-2-1 Primary	GTW-607-13-2A-1 Primary	GTW-661-804-3-5 Primary	GTW-661-24-1-1,2,3,4 Primary	GTW-661-804-1-1,2,3,4 Primary	GTW-661-804-2-1,2,3,4 Primary	GTW-661-804-3-1,2,3,4 Primary
Cyclohexane	-	-	-	-	-	-	52	-	-	-	-
Cymene (p-Isopropyltoluene)	-	-	-	-	< 1.0	< 1.0	-	< 1.0	< 1.0	< 1.0	-
Dibromochloromethane	-	-	-	80	< 1.0	< 1.0	< 0.50	< 1.0	< 1.0	< 1.0	-
Dibromomethane	-	-	-	-	< 1.0	< 1.0	-	< 1.0	< 1.0	< 1.0	-
Dichlorodifluoromethane (CFC-12)	-	-	-	-	< 1.0	< 1.0	< 5.0	< 1.0	< 1.0	< 1.0	-
Diisopropyl ether	-	-	-	-	< 1.0	< 1.0	-	< 1.0	< 1.0	< 1.0	-
Ethylbenzene	826	1.81E+06	6.20E+03	700	< 1.0	< 1.0	6.4	< 1.0	< 1.0	< 1.0	12.2
Hexachlorobutadiene	-	-	-	-	< 1.0	< 1.0	-	< 1.0	< 1.0	< 1.0	-
Isopropylbenzene	-	-	-	-	-	-	51	-	-	-	-
m,p-Xylenes	-	-	-	-	< 2.0	< 2.0	1.6	< 2.0	2.5	< 2.0	3.6
Methyl acetate	-	-	-	-	-	-	< 2.0	-	-	-	-
Methyl cyclohexane	-	-	-	-	-	-	27	-	-	-	-
Methyl Tert Butyl Ether	64200	1.42E+08	1.16E+05	-	< 1.0	< 1.0	< 1.0	< 1.0	< 1.0	< 1.0	-
Methylene chloride	-	-	-	5	< 2.0	< 2.0	< 2.5	< 2.0	< 2.0	< 2.0	-
Naphthalene	764	1.69E+06	1.79E+04	-	< 1.0	< 1.0	-	< 1.0	1.4	< 1.0	67.4
o-Xylene	-	-	-	-	< 1.0	< 1.0	0.55 J	< 1.0	< 1.0	< 1.0	< 1.0
Styrene	-	-	-	100	< 1.0	< 1.0	< 1.0	< 1.0	< 1.0	< 1.0	-
Tetrachloroethene	-	-	-	5	< 1.0	< 1.0	< 0.50	2.5	< 1.0	2.3	-
Toluene	900000	1.97E+09	1.32E+05	1000	< 1.0	< 1.0	1	< 1.0	2	< 1.0	1.3
trans-1,2-Dichloroethene	-	-	-	100	< 1.0	< 1.0	< 0.75	< 1.0	< 1.0	< 1.0	-
trans-1,3-Dichloropropene	-	-	-	-	< 1.0	< 1.0	< 0.50	< 1.0	< 1.0	< 1.0	-
Trichloroethene	-	-	-	5	< 1.0	< 1.0	< 0.50	< 1.0	< 1.0	< 1.0	-
Trichlorofluoromethane (CFC-11)	-	-	-	-	< 1.0	< 1.0	< 2.5	< 1.0	< 1.0	< 1.0	-
Trifluorotrchloroethane (Freon 113)	-	-	-	-	-	-	< 2.5	-	-	-	-
Vinyl acetate	-	-	-	-	< 2.0	< 2.0	-	< 2.0	< 2.0	< 2.0	-
Vinyl chloride	-	-	-	2	< 1.0	< 1.0	< 1.0	< 1.0	< 1.0	< 1.0	-
Xylene (total)	20500	4.49E+07	1.81E+05	10000	< 2.0	< 2.0	2.2 J	< 2.0	2.5	< 2.0	3.6

NOTES

Bold where detected; highlighted where exceeds
 ft bgs = feet below ground surface; well screen interval
 mg/L = milligrams per liter
 µg/L = micrograms per liter
 -- = screening level not available/sample not analyzed
 < = not detected at the indicated reporting limit
 J = estimated value

1. District of Columbia Risk-Based Corrective Action Technical Guidance, Table 5-8 Risk-based Screening Levels for resid
2. United States Environmental Protection Agency (EPA) Regional Screening Level (RSL) Summary Table (January 2015)



G:\40223_BuzzardPoint\GLOBAL\GIS\MapProjects\2015-07\CAP\Ancillary\Dev\40223-002-0001-Sitelocus.mxd

MAP SOURCE: ESRI SITE COORDINATES : 38°52'06.68"N , 77°00'44.12"W



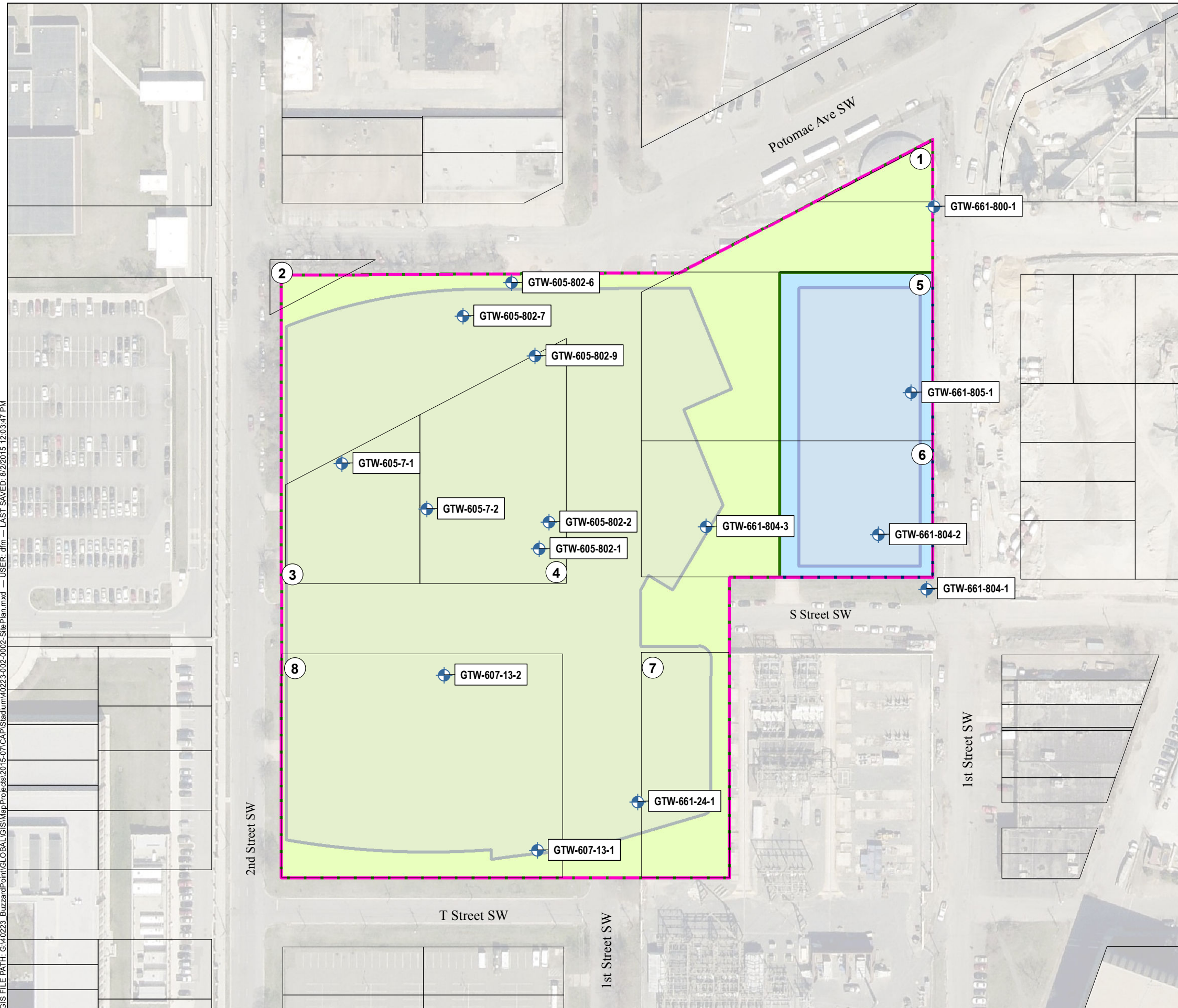
HALEY ALDRICH BUZZARD POINT DC UNITED SOCCER STADIUM
STADIUM DEVELOPMENT AREA
WASHINGTON D.C.

SITE LOCUS







APPROXIMATE SCALE: 1 IN = 2,000 FT
AUGUST 2015

FIGURE 1

GIS FILE PATH: G:\40223_BuzzardPoint\GIS\MapProjects\2015-07\CAP\Stadium\40223-002-0002-SitePlan.mxd — USER: djm — LAST SAVED: 8/2/2015 12:03:47 PM



LEGEND

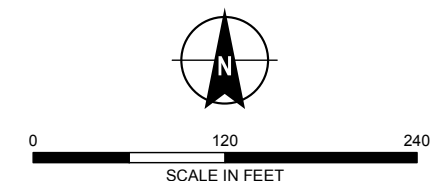
-  GROUNDWATER MONITORING WELL LOCATION
-  CITY PARCEL LINE
-  HYPOTHETICAL DEVELOPMENT AREA
-  ANCILLARY DEVELOPMENT BOUNDARY
-  STADIUM DEVELOPMENT BOUNDARY
-  SITE BOUNDARY

NOTES:

1. ALL LOCATIONS AND DIMENSIONS ARE APPROXIMATE.
2. BASE IMAGE BASED ON PICOMETRY DATED; APRIL 2015.

PROPERTY OWNERS

<ol style="list-style-type: none"> 1. OWNED BY DISTRICT OF COLUMBIA SQUARE 0661, LOT 0800 2. OWNED BY DISTRICT OF COLUMBIA SQUARE 0603S, LOT 0800 3. OWNED BY ROLLINGWOOD REAL ESTATE, LLC. (EIN) 1714 2ND STREET, SW SQUARE 0605, LOT 0007 4. OWNED BY SUPER SALVAGE, INC. 1711 1ST STREET, SW SQUARE 0605, LOT 0802 	<ol style="list-style-type: none"> 5. OWNED BY POTOMAC ELECTRIC POWER COMPANY SQUARE 0661, LOT 0805 6. OWNED BY POTOMAC ELECTRIC POWER COMPANY SQUARE 0661, LOT 0804 7. OWNED BY POTOMAC ELECTRIC POWER COMPANY P/O SQUARE 0665, LOT 0024 8. OWNED BY SW LAND HOLDER LLC (AKRIDGE) SQUARE 0607, LOT 0013
---	--



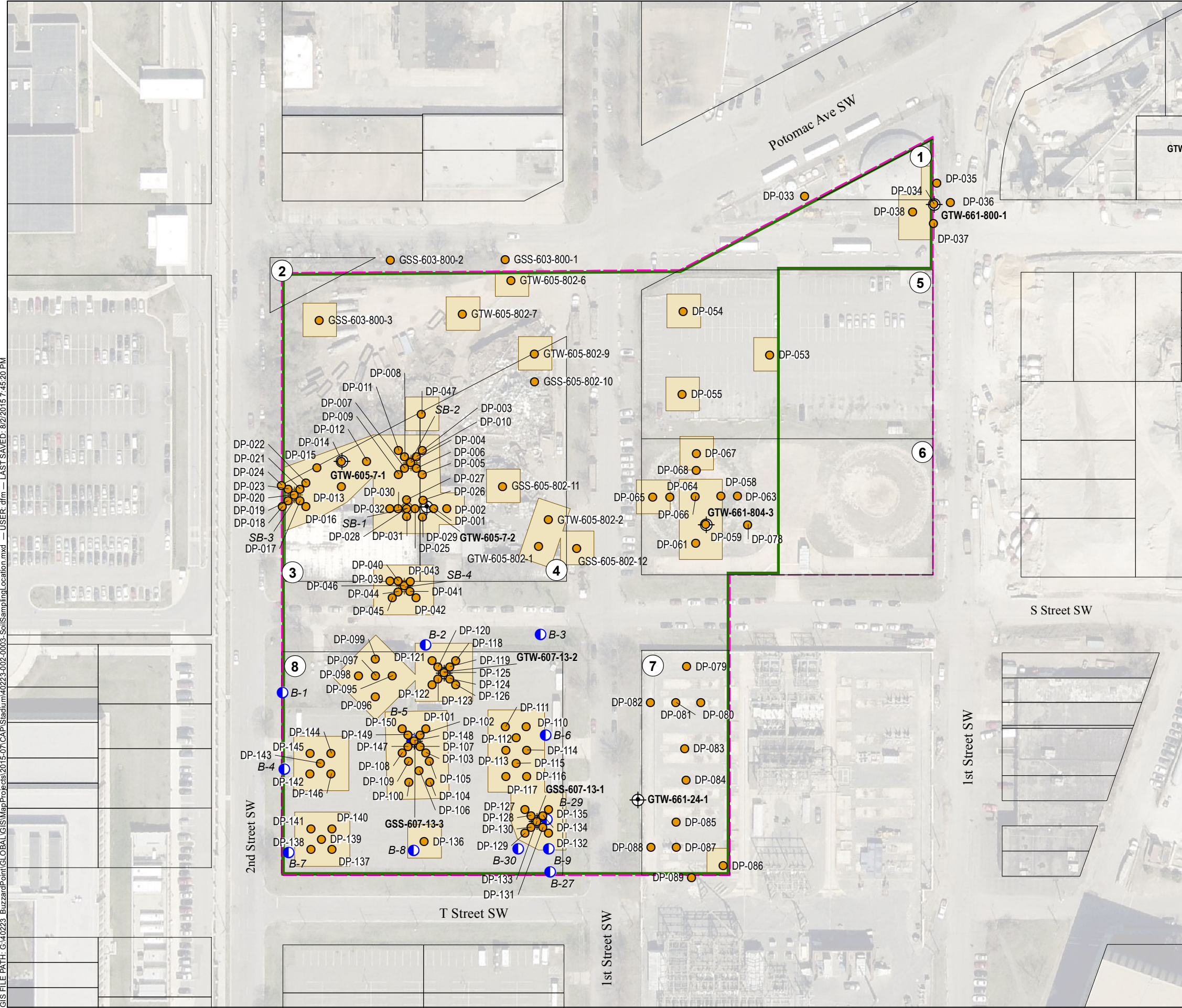
HALEY ALDRICH BUZZARD POINT DC UNITED SOCCER STADIUM STADIUM DEVELOPMENT AREA WASHINGTON D.C.

SITE PLAN

AUGUST 2015

FIGURE 2

GIS FILE PATH: G:\40223_BuzzardPoint\GLOBAL\GIS\MapProjects\2015-07\CAP\Stadium\40223-002-0003-SoilSamplingLocation.mxd — USER: dfm — LAST SAVED: 8/2/2015 7:45:20 PM



LEGEND

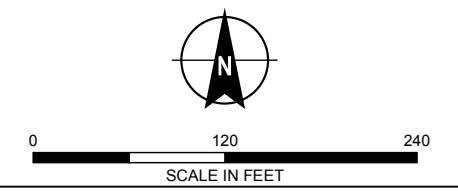
- SB-1 WSP SOIL SAMPLE LOCATION (2011)
- B-1 AEC SOIL BORING SAMPLE LOCATION (2005)
- GTW-605-7-1 HALEY & ALDRICH SOIL SAMPLE LOCATION (2013-2014)
- DP-040 HALEY & ALDRICH SOIL SAMPLE LOCATION AND ID (2015)
- CITY PARCEL LINE
- AREA OF POTENTIAL CONCERN
- STADIUM DEVELOPMENT BOUNDARY
- SITE BOUNDARY

NOTES:

- ALL LOCATIONS AND DIMENSIONS ARE APPROXIMATE.
- BASE IMAGE BASED ON PICOMETRY DATED; APRIL 2015.

PROPERTY OWNERS

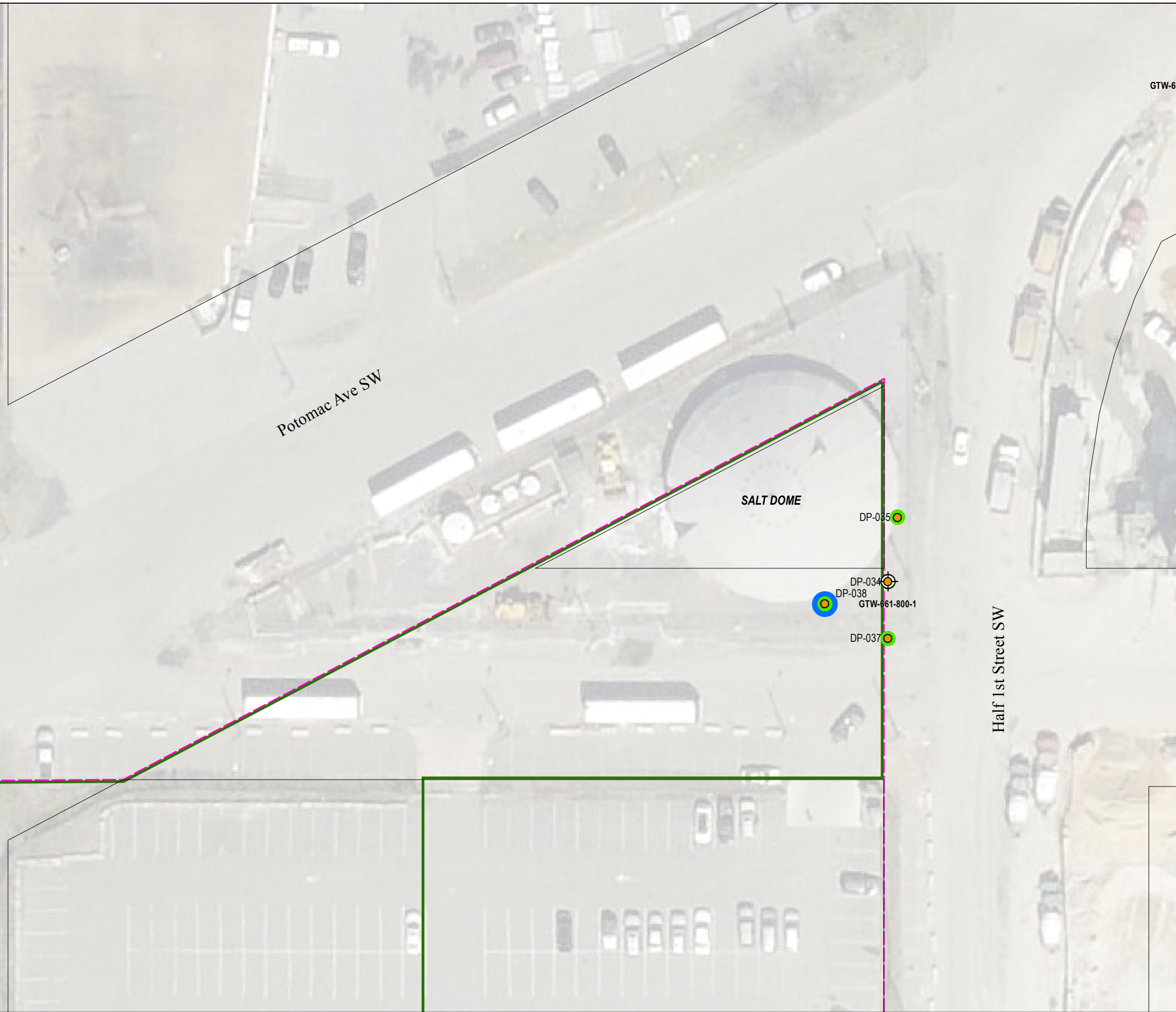
1. OWNED BY DISTRICT OF COLUMBIA SQUARE 0661, LOT 0800	5. OWNED BY POTOMAC ELECTRIC POWER COMPANY SQUARE 0661, LOT 0805
2. OWNED BY DISTRICT OF COLUMBIA SQUARE 0603S, LOT 0800	6. OWNED BY POTOMAC ELECTRIC POWER COMPANY SQUARE 0661, LOT 0804
3. OWNED BY ROLLINGWOOD REAL ESTATE, LLC. (EIN) 1714 2ND STREET, SW SQUARE 0605, LOT 0007	7. OWNED BY POTOMAC ELECTRIC POWER COMPANY P/O SQUARE 0665, LOT 0024
4. OWNED BY SUPER SALVAGE, INC. 1711 1ST STREET, SW SQUARE 0605, LOT 0802	8. OWNED BY SW LAND HOLDER LLC (AKRIDGE) SQUARE 0607, LOT 0013



HALEY ALDRICH BUZZARD POINT DC UNITED SOCCER STADIUM STADIUM DEVELOPMENT AREA WASHINGTON D.C.

SOIL SAMPLING LOCATION MAP

GIS FILE PATH: G:\40223_BuzzardPoint\GLOBAL\GIS\MapProjects\2015-07\CAP\Stadium\40223-002-0004-DC_ParcelSamples.mxd — USER: dfm — LAST SAVED: 8/2/2015 11:35:03 AM



LEGEND

- GTW-661-800-1 HALEY & ALDRICH SOIL SAMPLE LOCATION AND ID (2013-2014)
- DP-040 HALEY & ALDRICH SOIL SAMPLE LOCATION AND ID (2015)
- ONE OR MORE METALS EXCEED SOIL SCREENING LEVELS
- ONE OR MORE PCBs EXCEED SOIL SCREENING LEVELS
- ONE OR MORE ORGANICS EXCEED SOIL SCREENING LEVELS
- ONE OR MORE TPHs EXCEED SOIL SCREENING LEVELS
- CITY PARCEL LINE
- STADIUM DEVELOPMENT BOUNDARY
- SITE BOUNDARY

NOTES:

1. ALL LOCATIONS AND DIMENSIONS ARE APPROXIMATE.
2. UST = UNDERGROUND STORAGE TANK
3. SOIL SCREENING LEVELS ARE THE FOLLOWING:
 - DC TIER 0 SOIL STANDARDS FROM THE TIER 0 STANDARDS FINAL RULEMAKING PUBLISHED AT 40 DCR 7835, 7892 (12 NOVEMBER 1993), AS AMENDED BY FINAL RULEMAKING PUBLISHED AT 46 DCR 7699 (1 OCTOBER 1999); AND
 - ENVIRONMENTAL PROTECTION AGENCY (EPA) REGIONAL SCREENING LEVEL FOR INDUSTRIAL SOIL FROM THE EPA REGIONAL SCREENING LEVEL TABLES (MAY 2014).
4. AERIAL PHOTO: PICOMETRY DATED APRIL 2015
5. PCB = POLYCHLORINATED BIPHENYL
6. TPH = TOTAL PETROLEUM HYDROCARBONS
7. EXCEEDANCES REPRESENT 2015 DATA ONLY.
8. ORGANIC ANALYTES INCLUDE VOLATILES ORGANIC COMPOUNDS (VOCs) AND SEMI-VOLATILES ORGANIC COMPOUNDS (SVOCs)



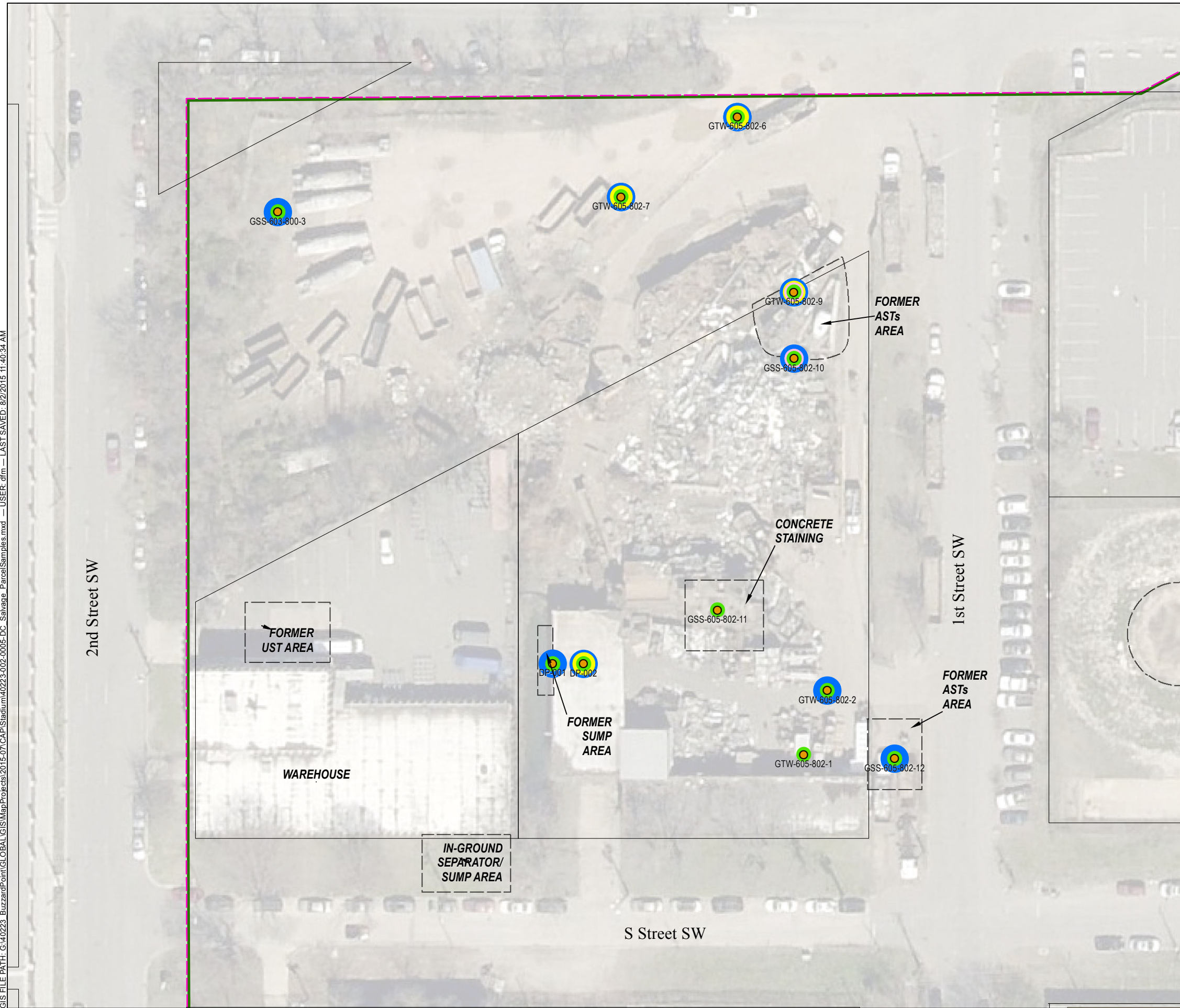
**HALEY
ALDRICH**

BUZZARD POINT DC UNITED SOCCER STADIUM
STADIUM DEVELOPMENT AREA
WASHINGTON D.C.

**SOIL SAMPLE LOCATIONS EXCEEDING
SOIL SCREENING LEVELS
(DC PARCEL 1)**

AUGUST 2015

FIGURE 4

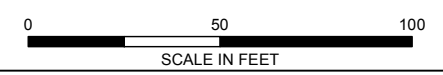


LEGEND

- DP-040 ● HALEY & ALDRICH SOIL SAMPLE LOCATION AND ID (2015)
- ONE OR MORE METALS EXCEED SOIL SCREENING LEVELS
- ONE OR MORE PCBs EXCEED SOIL SCREENING LEVELS
- ONE OR MORE ORGANICS EXCEED SOIL SCREENING LEVELS
- ONE OR MORE TPHs EXCEED SOIL SCREENING LEVELS
- CITY PARCEL LINE
- ▭ STADIUM DEVELOPMENT BOUNDARY
- ▭ SITE BOUNDARY

NOTES:

1. ALL LOCATIONS AND DIMENSIONS ARE APPROXIMATE.
2. AST = ABOVEGROUND STORAGE TANK
3. SOIL SCREENING LEVELS ARE THE FOLLOWING:
 - DC TIER 0 SOIL STANDARDS FROM THE TIER 0 STANDARDS FINAL RULEMAKING PUBLISHED AT 40 DCR 7835, 7892 (12 NOVEMBER 1993), AS AMENDED BY FINAL RULEMAKING PUBLISHED AT 46 DCR 7699 (1 OCTOBER 1999); AND
 - ENVIRONMENTAL PROTECTION AGENCY (EPA) REGIONAL SCREENING LEVEL FOR INDUSTRIAL SOIL FROM THE EPA REGIONAL SCREENING LEVEL TABLES (MAY 2014).
4. AERIAL PHOTO: PICOMETRY DATED APRIL 2015
5. PCB = POLYCHLORINATED BIPHENYL
6. TPH = TOTAL PETROLEUM HYDROCARBONS
7. EXCEEDANCES REPRESENT 2015 DATA ONLY.
8. ORGANIC ANALYTES INCLUDE VOLATILES ORGANIC COMPOUNDS (VOCs) AND SEMI-VOLATILES ORGANIC COMPOUNDS (SVOCs)

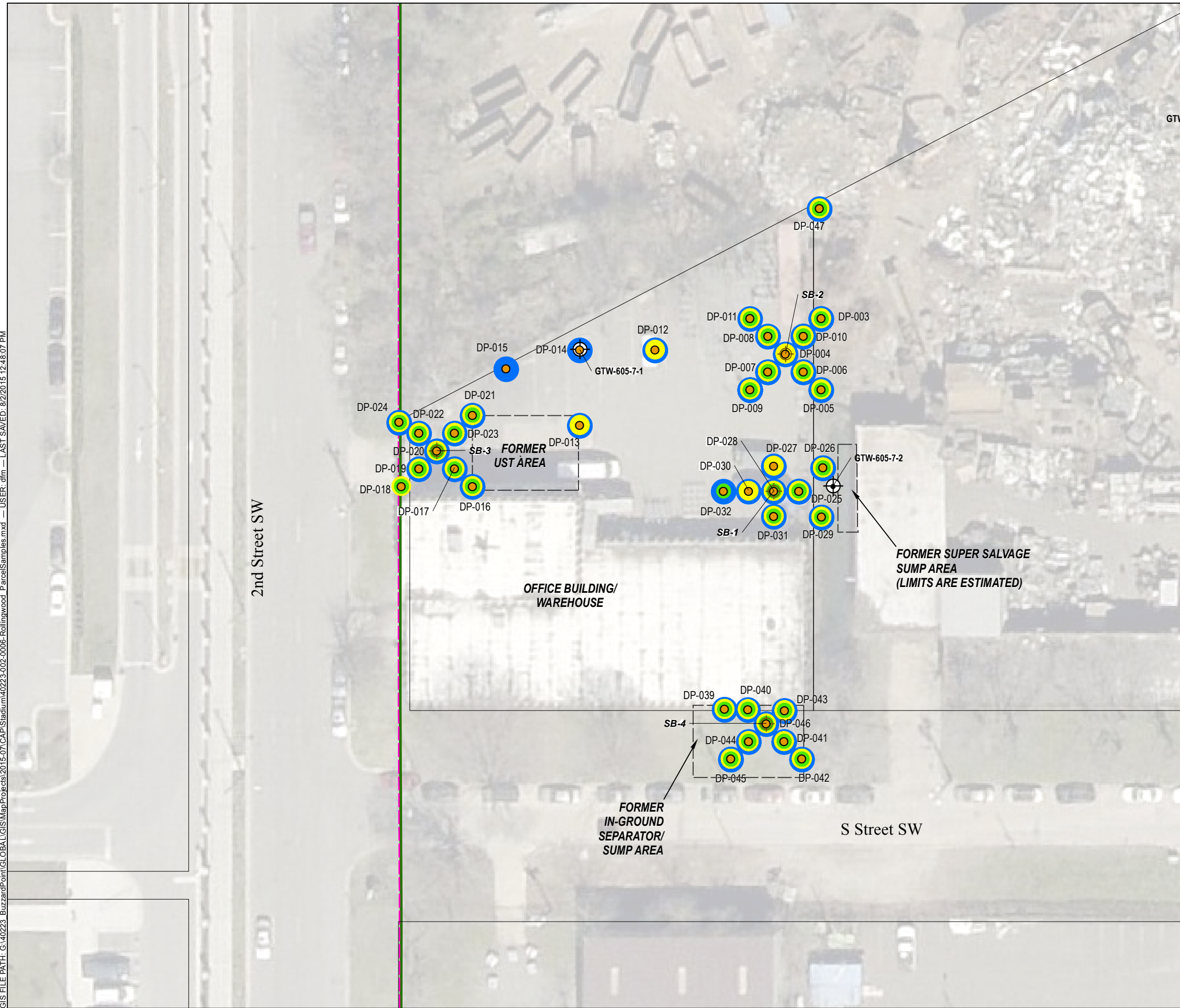


HALEY ALDRICH BUZZARD POINT DC UNITED SOCCER STADIUM STADIUM DEVELOPMENT AREA WASHINGTON D.C.

SOIL SAMPLE LOCATIONS EXCEEDING SOIL SCREENING LEVELS (DC PARCEL 2 AND SUPER SALVAGE PARCEL 4)

AUGUST 2015

FIGURE 5



LEGEND

- SB-1 WSP SOIL SAMPLE LOCATION AND ID (2011)
- GTW-605-7-1 HALEY & ALDRICH SOIL SAMPLE LOCATION AND ID (2013-2014)
- DP-040 HALEY & ALDRICH SOIL SAMPLE LOCATION AND ID (2015)
- ONE OR MORE METALS EXCEED SOIL SCREENING LEVELS
- ONE OR MORE PCBs EXCEED SOIL SCREENING LEVELS
- ONE OR MORE ORGANICS EXCEED SOIL SCREENING LEVELS
- ONE OR MORE TPHs EXCEED SOIL SCREENING LEVELS
- CITY PARCEL LINE
- STADIUM DEVELOPMENT BOUNDARY
- SITE BOUNDARY

NOTES:

1. ALL LOCATIONS AND DIMENSIONS ARE APPROXIMATE.
2. UST = UNDERGROUND STORAGE TANK
3. SOIL SCREENING LEVELS ARE THE FOLLOWING:
 - DC TIER 0 SOIL STANDARDS FROM THE TIER 0 STANDARDS FINAL RULEMAKING PUBLISHED AT 40 DCR 7835, 7892 (12 NOVEMBER 1993), AS AMENDED BY FINAL RULEMAKING PUBLISHED AT 46 DCR 7699 (1 OCTOBER 1999); AND
 - ENVIRONMENTAL PROTECTION AGENCY (EPA) REGIONAL SCREENING LEVEL FOR INDUSTRIAL SOIL FROM THE EPA REGIONAL SCREENING LEVEL TABLES (MAY 2014).
4. AERIAL PHOTO: PICOMETRY DATED APRIL 2015
5. PCB = POLYCHLORINATED BIPHENYL
6. TPH = TOTAL PETROLEUM HYDROCARBONS
7. EXCEEDANCES REPRESENT 2015 DATA ONLY.
8. ORGANIC ANALYTES INCLUDE VOLATILES ORGANIC COMPOUNDS (VOCs) AND SEMI-VOLATILES ORGANIC COMPOUNDS (SVOCs)

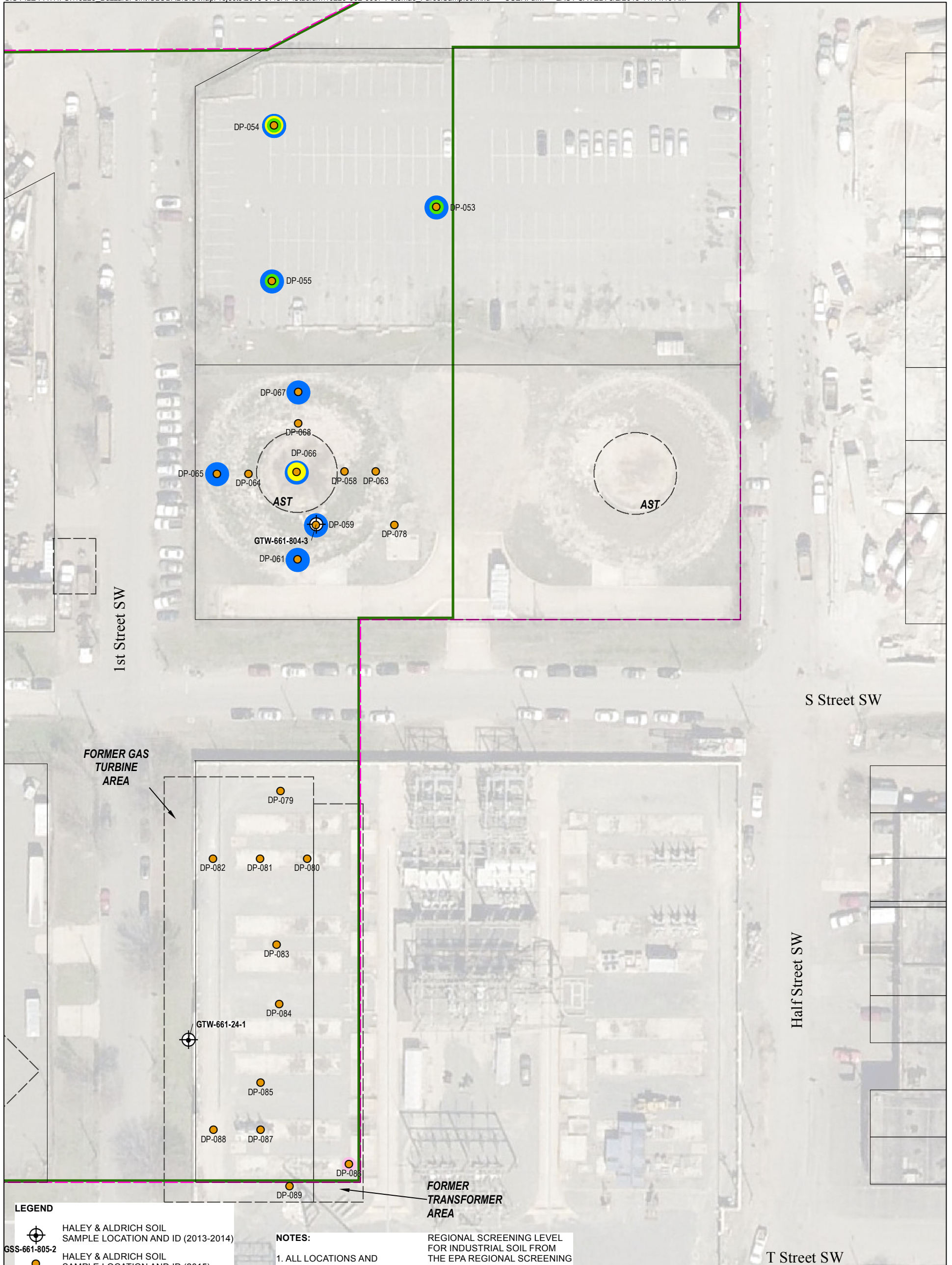


HALEY ALDRICH BUZZARD POINT DC UNITED SOCCER STADIUM STADIUM DEVELOPMENT AREA WASHINGTON D.C.

SOIL SAMPLE LOCATIONS EXCEEDING SOIL SCREENING LEVELS (EIN PARCEL 3)

AUGUST 2015

FIGURE 6



LEGEND

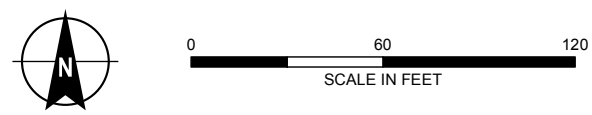
- HALEY & ALDRICH SOIL SAMPLE LOCATION AND ID (2013-2014)
- HALEY & ALDRICH SOIL SAMPLE LOCATION AND ID (2015)
- ONE OR MORE METALS EXCEED SOIL SCREENING LEVELS
- ONE OR MORE PCBs EXCEED SOIL SCREENING LEVELS
- ONE OR MORE ORGANICS EXCEED SOIL SCREENING LEVELS
- ONE OR MORE TPHs EXCEED SOIL SCREENING LEVELS
- CITY PARCEL LINE
- STADIUM DEVELOPMENT BOUNDARY
- SITE BOUNDARY

NOTES:

1. ALL LOCATIONS AND DIMENSIONS ARE APPROXIMATE.
2. AST = ABOVEGROUND STORAGE TANK
3. SOIL SCREENING LEVELS ARE THE FOLLOWING:
 - DC TIER 0 SOIL STANDARDS FROM THE TIER 0 STANDARDS FINAL RULEMAKING PUBLISHED AT 40 DCR 7835, 7892 (12 NOVEMBER 1993), AS AMENDED BY FINAL RULEMAKING PUBLISHED AT 46 DCR 7699 (1 OCTOBER 1999); AND
 - ENVIRONMENTAL PROTECTION AGENCY (EPA)

REGIONAL SCREENING LEVEL FOR INDUSTRIAL SOIL FROM THE EPA REGIONAL SCREENING LEVEL TABLES (MAY 2014).

4. AERIAL PHOTO: PICOMETRY DATED APRIL 2015
5. PCB = POLYCHLORINATED BIPHENYL
6. TPH = TOTAL PETROLEUM HYDROCARBONS
7. EXCEEDANCES REPRESENTS 2015 DATA ONLY.
8. ORGANIC ANALYTES INCLUDE VOLATILES ORGANIC COMPOUNDS (VOCs) AND SEMI-VOLATILES ORGANIC COMPOUNDS (SVOCs)

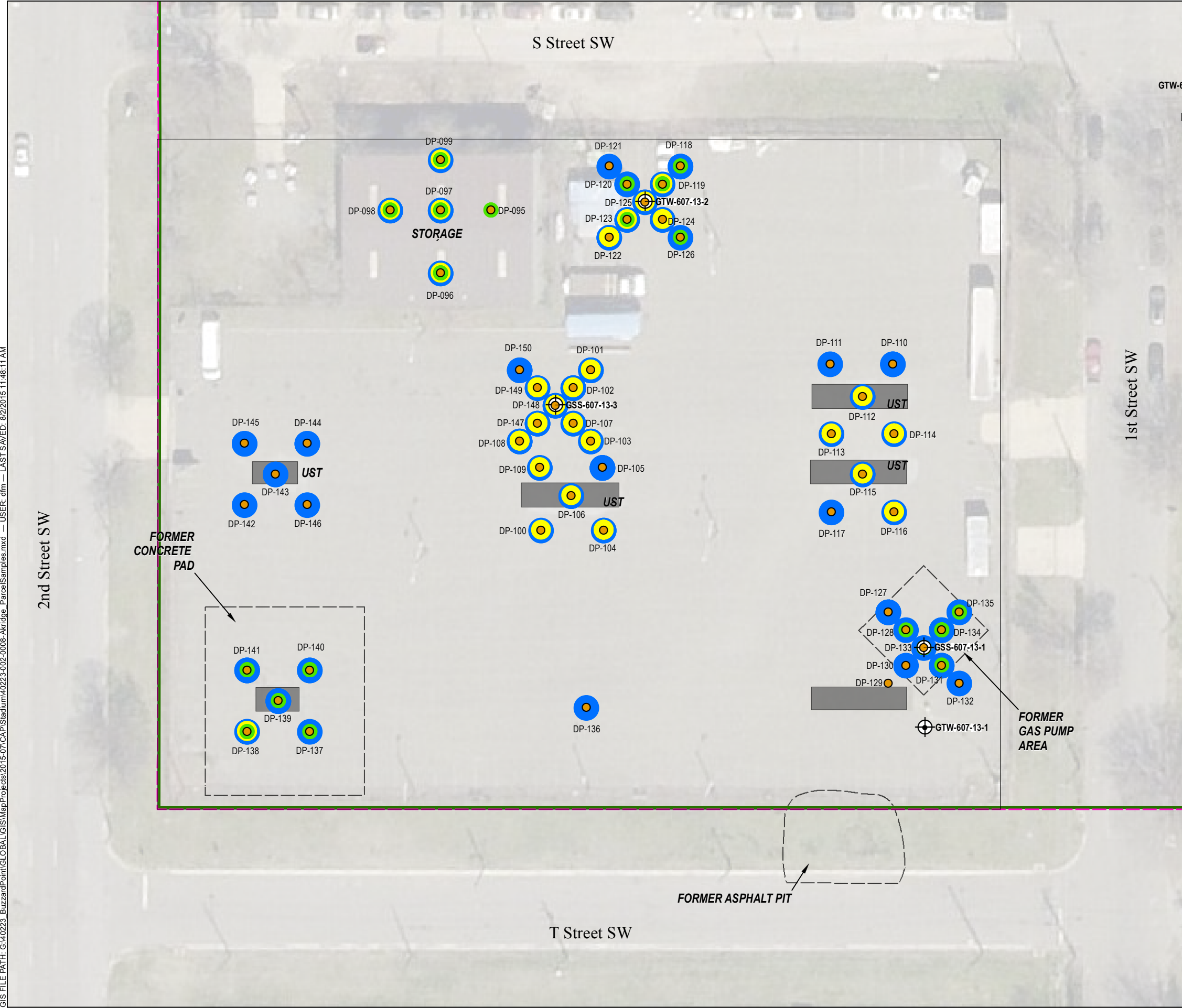


HALEY ALDRICH BUZZARD POINT DC UNITED SOCCER STADIUM STADIUM DEVELOPMENT AREA WASHINGTON D.C.

SOIL SAMPLE LOCATIONS EXCEEDING SOIL SCREENING LEVELS (PEPCO PARCEL 5, 6, AND 7)

AUGUST 2015 FIGURE 7

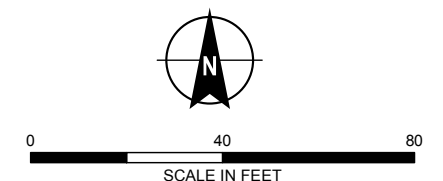
GIS FILE PATH: G:\40223_BuzzardPoint\GLOBAL\GIS\MapProjects\2015-07\CAP\Stadium\40223-002-0008-Akridge_ParcelSamples.mxd — USER: dfm — LAST SAVED: 8/2/2015 11:48:11 AM



LEGEND

- GTW-605-7-1 HALEY & ALDRICH SOIL SAMPLE LOCATION AND ID (2013-2014)
- DP-040 HALEY & ALDRICH SOIL SAMPLE LOCATION AND ID (2015)
- ONE OR MORE METALS EXCEED SOIL SCREENING LEVELS
- ONE OR MORE PCBs EXCEED SOIL SCREENING LEVELS
- ONE OR MORE ORGANICS EXCEED SOIL SCREENING LEVELS
- ONE OR MORE TPHs EXCEED SOIL SCREENING LEVELS
- CITY PARCEL LINE
- STADIUM DEVELOPMENT BOUNDARY
- SITE BOUNDARY

- NOTES:**
1. ALL LOCATIONS AND DIMENSIONS ARE APPROXIMATE.
 2. UST = UNDERGROUND STORAGE TANK
 3. SOIL SCREENING LEVELS ARE THE FOLLOWING:
 - DC TIER 0 SOIL STANDARDS FROM THE TIER 0 STANDARDS FINAL RULEMAKING PUBLISHED AT 40 DCR 7835, 7892 (12 NOVEMBER 1993), AS AMENDED BY FINAL RULEMAKING PUBLISHED AT 46 DCR 7699 (1 OCTOBER 1999); AND
 - ENVIRONMENTAL PROTECTION AGENCY (EPA) REGIONAL SCREENING LEVEL FOR INDUSTRIAL SOIL FROM THE EPA REGIONAL SCREENING LEVEL TABLES (MAY 2014).
 4. AERIAL PHOTO: PICOMETRY DATED APRIL 2015
 5. PCB = POLYCHLORINATED BIPHENYL
 6. TPH = TOTAL PETROLEUM HYDROCARBONS
 7. EXCEEDANCES REPRESENT 2015 DATA ONLY.
 8. ORGANIC ANALYTES INCLUDE VOLATILES ORGANIC COMPOUNDS (VOCS) AND SEMI-VOLATILES ORGANIC COMPOUNDS (SVOCS)

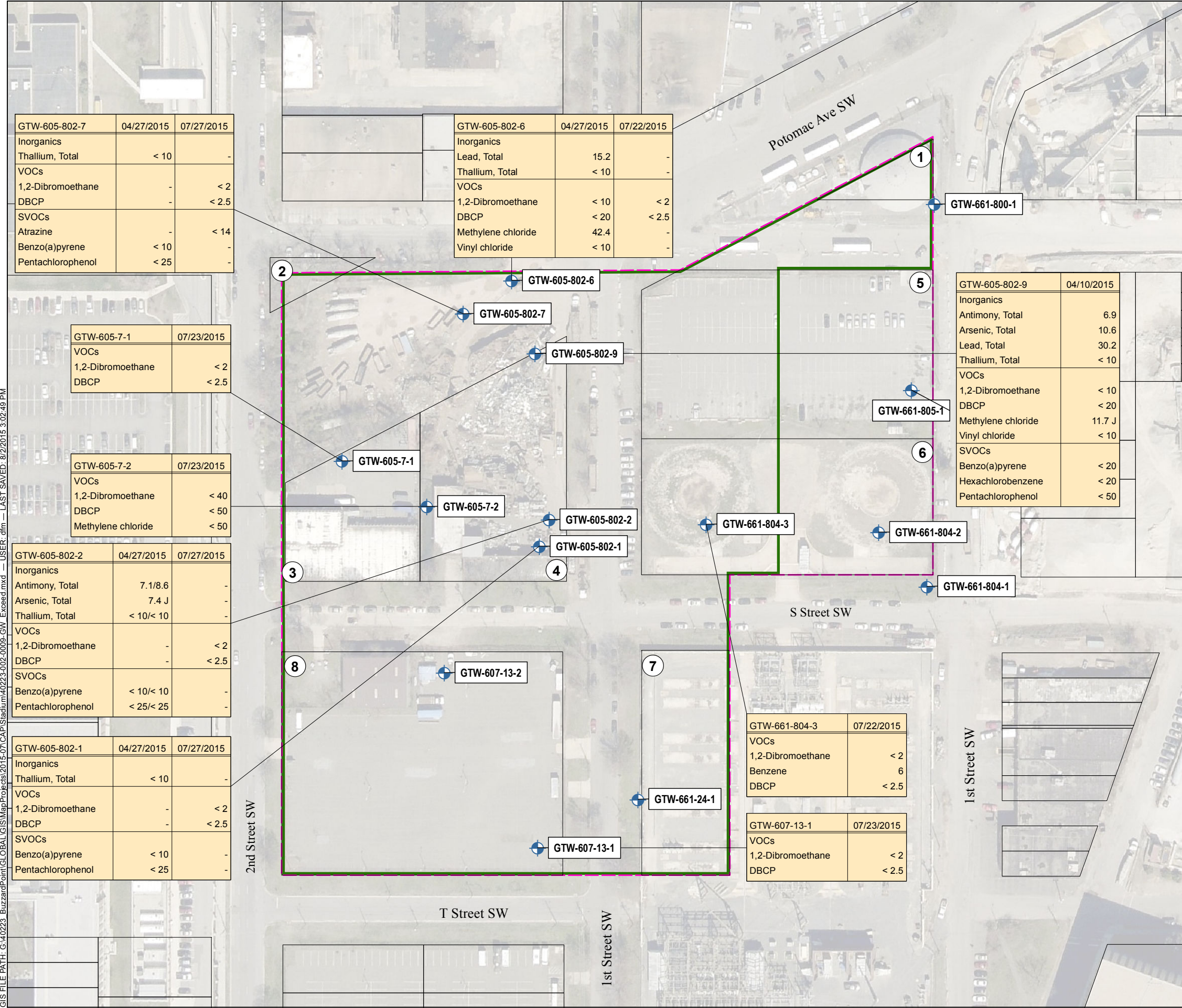


HALEY ALDRICH BUZZARD POINT DC UNITED SOCCER STADIUM STADIUM DEVELOPMENT AREA WASHINGTON D.C.

SOIL SAMPLE LOCATIONS EXCEEDING SOIL SCREENING LEVELS (AKRIDGE PARCEL 8)

AUGUST 2015 FIGURE 8

GIS FILE PATH: G:\40223_BuzzardPoint\GIS\MapProjects\2015-07-CAP\Stadium\40223-002-0009-GW_Excel.mxd — USER: dfm — LAST SAVED: 8/2/2015 3:02:49 PM



GTW-605-802-7	04/27/2015	07/27/2015
Inorganics		
Thallium, Total	< 10	-
VOCs		
1,2-Dibromoethane	-	< 2
DBCP	-	< 2.5
SVOCs		
Atrazine	-	< 14
Benzo(a)pyrene	< 10	-
Pentachlorophenol	< 25	-

GTW-605-802-6	04/27/2015	07/22/2015
Inorganics		
Lead, Total	15.2	-
Thallium, Total	< 10	-
VOCs		
1,2-Dibromoethane	< 10	< 2
DBCP	< 20	< 2.5
Methylene chloride	42.4	-
Vinyl chloride	< 10	-

GTW-605-7-1	07/23/2015
VOCs	
1,2-Dibromoethane	< 2
DBCP	< 2.5

GTW-605-7-2	07/23/2015
VOCs	
1,2-Dibromoethane	< 40
DBCP	< 50
Methylene chloride	< 50

GTW-605-802-2	04/27/2015	07/27/2015
Inorganics		
Antimony, Total	7.1/8.6	-
Arsenic, Total	7.4 J	-
Thallium, Total	< 10/< 10	-
VOCs		
1,2-Dibromoethane	-	< 2
DBCP	-	< 2.5
SVOCs		
Benzo(a)pyrene	< 10/< 10	-
Pentachlorophenol	< 25/< 25	-

GTW-605-802-1	04/27/2015	07/27/2015
Inorganics		
Thallium, Total	< 10	-
VOCs		
1,2-Dibromoethane	-	< 2
DBCP	-	< 2.5
SVOCs		
Benzo(a)pyrene	< 10	-
Pentachlorophenol	< 25	-

GTW-661-804-3	07/22/2015
VOCs	
1,2-Dibromoethane	< 2
Benzene	6
DBCP	< 2.5

GTW-607-13-1	07/23/2015
VOCs	
1,2-Dibromoethane	< 2
DBCP	< 2.5

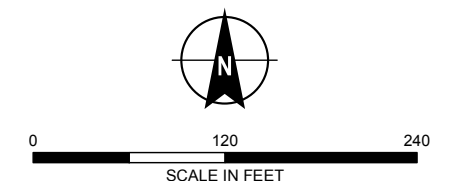
GTW-605-802-9	04/10/2015
Inorganics	
Antimony, Total	6.9
Arsenic, Total	10.6
Lead, Total	30.2
Thallium, Total	< 10
VOCs	
1,2-Dibromoethane	< 10
DBCP	< 20
Methylene chloride	11.7 J
Vinyl chloride	< 10
SVOCs	
Benzo(a)pyrene	< 20
Hexachlorobenzene	< 20
Pentachlorophenol	< 50

LEGEND

- GROUNDWATER MONITORING WELL LOCATION
- CITY PARCEL LINE
- STADIUM DEVELOPMENT BOUNDARY
- SITE BOUNDARY

- NOTES:**
1. ALL LOCATIONS AND DIMENSIONS ARE APPROXIMATE.
 2. BASE IMAGE BASED ON PICOMETRY DATED; APRIL 2015.
 3. VOCs = VOLATILE ORGANIC COMPOUNDS
 4. SVOCs = SEMI VOLATILE ORGANIC COMPOUNDS
 5. ALL CONCENTRATIONS ARE IN MICROGRAM PER LITER
 6. < 2.5 = LESS THAN LABORATORY REPORTING LIMIT OF 2.5
 7. J = ESTIMATED RESULT
 8. DBCP = 1,2-DIBROMO-3-CHLOROPROPANE
 9. ONLY 2015 DATA ARE SHOWN

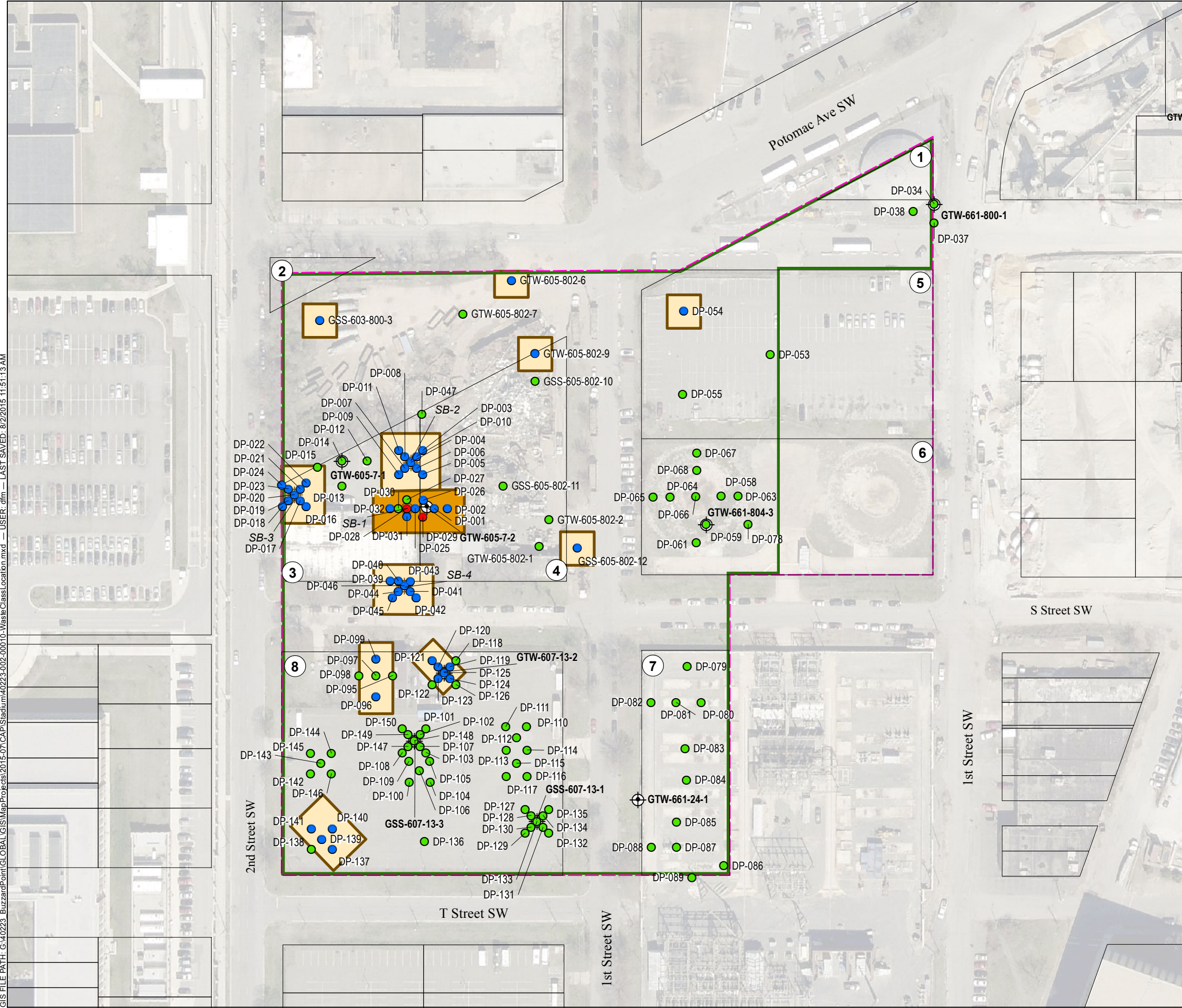
- PROPERTY OWNERS**
- | | |
|---|---|
| 1. OWNED BY DISTRICT OF COLUMBIA
SQUARE 0661, LOT 0800 | 5. OWNED BY POTOMAC ELECTRIC POWER COMPANY
SQUARE 0661, LOT 0805 |
| 2. OWNED BY DISTRICT OF COLUMBIA
SQUARE 0603S, LOT 0800 | 6. OWNED BY POTOMAC ELECTRIC POWER COMPANY
SQUARE 0661, LOT 0804 |
| 3. OWNED BY ROLLINGWOOD REAL ESTATE, LLC. (EIN)
1714 2ND STREET, SW
SQUARE 0605, LOT 0007 | 7. OWNED BY POTOMAC ELECTRIC POWER COMPANY
P/O SQUARE 0665, LOT 0024 |
| 4. OWNED BY SUPER SALVAGE, INC.
1711 1ST STREET, SW
SQUARE 0605, LOT 0802 | 8. OWNED BY SW LAND HOLDER LLC (AKRIDGE)
SQUARE 0607, LOT 0013 |



HALEY ALDRICH BUZZARD POINT DC UNITED SOCCER STADIUM STADIUM DEVELOPMENT AREA WASHINGTON D.C.

GROUNDWATER SAMPLE LOCATIONS EXCEEDING GROUNDWATER SCREENING LEVELS

GIS FILE PATH: G:\40223_BuzzardPoint\GIS\MapProjects\2015-07-CAP\Stadium\40223-002-00010-WasteClassLocation.mxd — USER: dfm — LAST SAVED: 8/2/2015 11:51:13 AM



LEGEND

- SB-1 WSP SOIL SAMPLE LOCATION (2011)
- GTW-605-7-1 HALEY & ALDRICH SOIL SAMPLE LOCATION (2013-2014)
- DP-040 SAMPLE LOCATION WITH NO EXCEEDANCES ABOVE 20x TCLP
- ONE OR MORE ANYLYTE EXCEED 20x TCLP CRITERIA
- TPH EXCEEDS ABOVE 25,000
- CITY PARCEL LINE
- STADIUM DEVELOPMENT BOUNDARY
- SITE BOUNDARY
- WASTE CLASSIFICATION FOOTPRINT (CLASS 2)
- WASTE CLASSIFICATION FOOTPRINT (CLASS 3)

NOTES:

1. ALL LOCATIONS AND DIMENSIONS ARE APPROXIMATE.
2. BASE IMAGE BASED ON PICOMETRY DATED; APRIL 2015.

PROPERTY OWNERS

1. OWNED BY DISTRICT OF COLUMBIA SQUARE 0661, LOT 0800	5. OWNED BY POTOMAC ELECTRIC POWER COMPANY SQUARE 0661, LOT 0805
2. OWNED BY DISTRICT OF COLUMBIA SQUARE 0603S, LOT 0800	6. OWNED BY POTOMAC ELECTRIC POWER COMPANY SQUARE 0661, LOT 0804
3. OWNED BY ROLLINGWOOD REAL ESTATE, LLC. (EIN) 1714 2ND STREET, SW SQUARE 0605, LOT 0007	7. OWNED BY POTOMAC ELECTRIC POWER COMPANY P/O SQUARE 0665, LOT 0024
4. OWNED BY SUPER SALVAGE, INC. 1711 1ST STREET, SW SQUARE 0605, LOT 0802	8. OWNED BY SW LAND HOLDER LLC (AKRIDGE) SQUARE 0607, LOT 0013

0 120 240
SCALE IN FEET

APPENDIX A

Environmental Field Screening Procedures

APPENDIX A

ENVIRONMENTAL FIELD SCREENING PROCEDURE

During pavement removal and mass excavation activities, the environmental consultant will conduct environmental field screening of exposed soils for signs of the presence of chemicals that may impact waste profiling for off-site disposal. This environmental screening procedure includes:

- A discussion of setting up and using a site-wide grid system;
- A discussion of how environmental field screening will be conducted;
- A figure showing the site-wide grid system (Figure A-1);
- A process flow chart of the screening and assessment during pavement removal (Figure A-2); and
- A process flow chart of the screening and assessment during mass excavation (Figure A-3).

Site-wide Grid System Set-up and Use

The purpose of a site-wide grid system is to provide a location reference for environmental data collection and documentation. A grid was developed that divides the Stadium Development and Ancillary Development areas into 100-foot by 100-foot squares. The location of each square can be referenced using an alphanumeric identifier consisting of a letter and a two-digit number. The letter identifiers include A to H in the north to south direction; the numbers include 1 to 8 in the east to west direction (Figure A-1). Known environmental features are also depicted on Figure A-1.

Prior to pavement removal and mass excavation activities, the environmental consultant will establish the site-wide grid system with permanent physical references to grid notes located at the site boundary using survey stakes, flags, or nails.

Survey control points will likely be destroyed during the site redevelopment process; hand held global positioning system (GPS) equipment will therefore be the primary method used to identify the locations requiring additional assessment and other data tied to specific site locations. The GPS receiver used will have sub-meter horizontal accuracy, which is adequate for initial site redevelopment monitoring purposes. The GPS receivers will be calibrated at the beginning and end of each day using control points such as the survey points established and protected by the redevelopment contractor during the site redevelopment process.

If vertical or horizontal data with greater than sub-meter accuracy at a specific location is required, a licensed land surveyor will survey the point. Survey and location data collected for use at the site will be based on the District of Columbia Engineering Datum, which is 0.69 foot below the National Geodetic Vertical Datum (formerly USC&GS Mean Sea Level Datum) of 1929.

Field Screening

Soils will be exposed during redevelopment activities involving the removal of floor slabs, spread footings, and concrete or asphalt surface paving during mass excavation to approximately 10 feet below

APPENDIX A

ground surface. Soil will also be exposed during removal of subsurface utilities and structures, or site grading. The environmental consultant will screen exposed soil in the field for the potential presence of chemicals, which may be indicated by:

- Photoionization detector (PID) measurements greater than 10 parts per million by volume (ppmv);
- Discolored soils;
- Wet or saturated soils;
- Oily sheen on ponded perched water;
- Odors in ambient air; or
- The presence of other previously unknown subsurface features, such as “wet” utilities, sumps, underground storage tanks (USTs), or other features indicative of past chemical use.

In the context of this project, the referenced odors are those that may be noted in ambient air when potential chemical-containing soil areas are first exposed or otherwise disturbed during removal of pavement or subsurface features during mass excavation. If an indication of a potential chemical-containing soil is observed, the environmental consultant will immediately alert the redevelopment contractor foreman.

A. Frequency of Screening

After the surface soil is exposed from the area within each grid, the environmental consultant will observe the surface soils. A minimum of one grab sample within each grid will be screened with a PID. Areas of focus within the grid will include:

- Soil remediation areas (areas of potential concern with chemical concentrations in soil exceeding soil screening levels);
- Previous underground storage tank locations; and
- Other known subsurface environmental features such as sumps, vaults, utilities, etc.

At each location where discolored soils, odors, or evidence of wet or saturated soil are observed that have not been previously investigated, a grab sample will be collected for headspace screening using a PID.

In the event that no odors or visual indication of chemicals are identified within a grid, a soil grab sample will be collected from the center of the grid for headspace screening using a PID.

B. Headspace Screening Procedure

Soil grab samples for headspace screening will be collected from soil samples collected at least six inches below ground surface to ensure they are representative of in-situ total gross volatile organic compound (VOC) concentrations. Approximately six ounces of soil will be sealed inside an one-pint Zip-Lock-type freezer bag or one-pint glass jar and agitated to promote VOC

APPENDIX A

volatilization, if any, into the head space. After allowing two minutes for VOCs to volatilize and equilibrate, the PID probe will be inserted into the headspace and the peak and steady PID reading recorded. To minimize variability, the PIDs will be calibrated on a daily basis per the manufacturer's specifications.

A headspace PID reading exceeding 10 ppmv above background will be considered indicative of potential VOC or total petroleum hydrocarbon concentrations in soil (see Figures A-2 and A-3). It should be noted, however, that several factors affect the level of VOCs volatilizing from soils. These include the VOC concentration in the soil, soil and air temperature, organic carbon content of the soil, equilibration time, moisture content of the soil, and the chemical and physical characteristics of the VOC.

C. Data Recording and Use

The following will be recorded at each grab sample location:

- Grid Identification;
- Latitude and longitude of soil grab sample;
- Date and time of sample collection;
- PID measurement; and
- Observation notes (odors, stains, presence of unexpected subsurface structure, etc).

These data will be electronically entered into a field data acquisition system and maintained in the field database by the environmental consultant. These recordings will be used to verify field screening completion within each grid.

Chemical Assessment Procedures

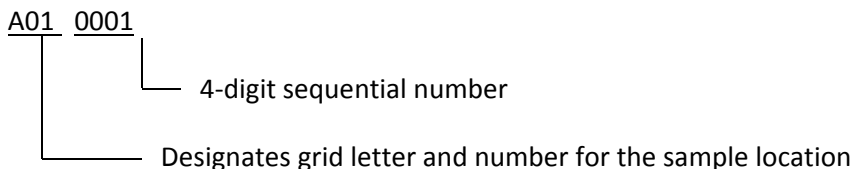
Locations where potential chemicals in soil are identified by the environmental consultant will be cordoned off by the redevelopment contractor. The environmental consultant will assess the area to evaluate whether special disposal or handling is warranted based on the results of sample collection and laboratory analysis. These potential assessment procedures may include:

- Initial soil sample collection and analysis;
- Evaluation of sample analytical data;
- Delineation of the area; and
- Oversight of excavation, segregation, and stockpiling.

APPENDIX A

A. Soil Sample Collection and Analysis

Collected soil samples will be assigned a unique identification number structure as shown below.



Initial soil sampling is conducted to confirm the presence of chemicals. At least one soil sample will be collected for chemical analysis. The analysis conducted on the sample will be based on observations recorded in the field during environmental screening and historical operations or features in the vicinity, if any, in general accordance with the rationale provided in the following table.

Observation During Environmental Screening	Minimum Analysis for Initial Laboratory Analysis
PID measurement greater than 10 ppmv	VOCs by EPA Method 8260B
Staining, odors, or sheen (petroleum or oily based)	VOCs by EPA Method 8260B SVOCs by EPA Method 8270 TPH by EPA Method 8015M
Staining (discoloration) with no elevated PID measurements	TPH by EPA Method 8015M SVOCs by EPA Method 8270 PCBs by EPA Method 8082 Metals by EPA Methods 7471A/6010B Hexavalent chromium by EPA Method 7199 (if greenish discoloration is observed)
If PID measurement, odor, or staining is observed and the location collocated with known historical feature (paint booth, underground storage tank, clarifier, solvent use area, etc.)	Additional analysis may include: PCBs by EPA Method 8082 Hexavalent chromium by EPA Method 7199 TPH by EPA Method 8015M

PID: Photoionization detector
 ppmv: parts per million by volume
 VOC: volatile organic compound
 PCBs: polychlorinated biphenyls
 TPH: total petroleum hydrocarbons
 SVOC: semi-volatile organic compound

APPENDIX A

Evaluation and Delineation

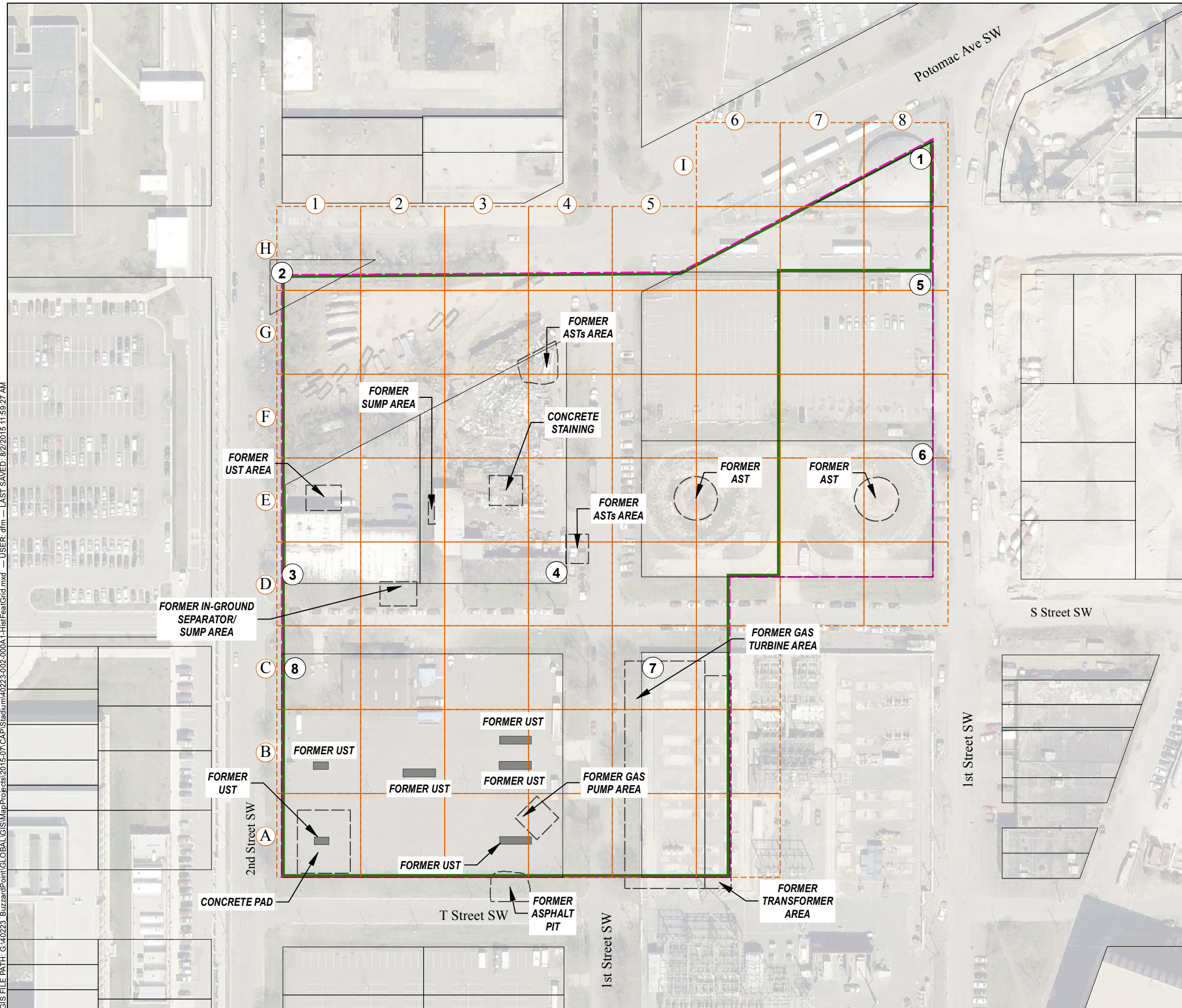
After receipt of the initial analytical data, the environmental consultant will evaluate the data compared to hazardous waste levels (20 times the Toxicity Characteristic Leaching Procedure thresholds). If initial soil sampling results indicate the soil may need to be segregated during excavation, the environmental consultant shall assess the lateral and vertical extent of the chemicals in soil by collecting step-out soil samples both horizontally and vertically.

Soil samples for chemical analysis will be collected using hand auger and/or direct-push sampling, or grab samples from test pits, test trenches, or excavations. Regardless of how the samples are collected, the objective is to gather sufficient data to delineate chemical-containing soil for proper off-site disposal.

Attachments:

- Figure A-1 – Historical Environmental Features and Sampling Locations with Field Screening Grid
- Figure A-2 – Environmental Field Screening and Assessment during Pavement Removal Process
Flow Chart
- Figure A-3 – Environmental Field Screening and Assessment during Mass Excavation Process
Flow Chart

GIS FILE PATH: G:\40223_BuzzardPoint\GLOBAL_GIS\MapProjects\2015-07\CAP\Stadium\40223-002-000A-1-HistFeatGrid.mxd — USER: dfm — LAST SAVED: 8/2/2015 11:59:27 AM



LEGEND

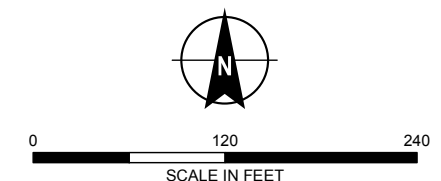
- GRID ID
- CITY PARCEL LINE
- STADIUM DEVELOPMENT BOUNDARY
- SITE BOUNDARY
- SITE-WIDE GRID (100x100 FEET)

NOTES:

1. ALL LOCATIONS AND DIMENSIONS ARE APPROXIMATE.
2. BASE IMAGE BASED ON PICOMETRY DATED; APRIL 2015.

PROPERTY OWNERS

<ol style="list-style-type: none"> 1. OWNED BY DISTRICT OF COLUMBIA SQUARE 0661, LOT 0800 2. OWNED BY DISTRICT OF COLUMBIA SQUARE 0603S, LOT 0800 3. OWNED BY ROLLINGWOOD REAL ESTATE, LLC. (EIN) 1714 2ND STREET, SW SQUARE 0605, LOT 0007 4. OWNED BY SUPER SALVAGE, INC. 1711 1ST STREET, SW SQUARE 0605, LOT 0802 	<ol style="list-style-type: none"> 5. OWNED BY POTOMAC ELECTRIC POWER COMPANY SQUARE 0661, LOT 0805 6. OWNED BY POTOMAC ELECTRIC POWER COMPANY SQUARE 0661, LOT 0804 7. OWNED BY POTOMAC ELECTRIC POWER COMPANY P/O SQUARE 0665, LOT 0024 8. OWNED BY SW LAND HOLDER LLC (AKRIDGE) SQUARE 0607, LOT 0013
---	--

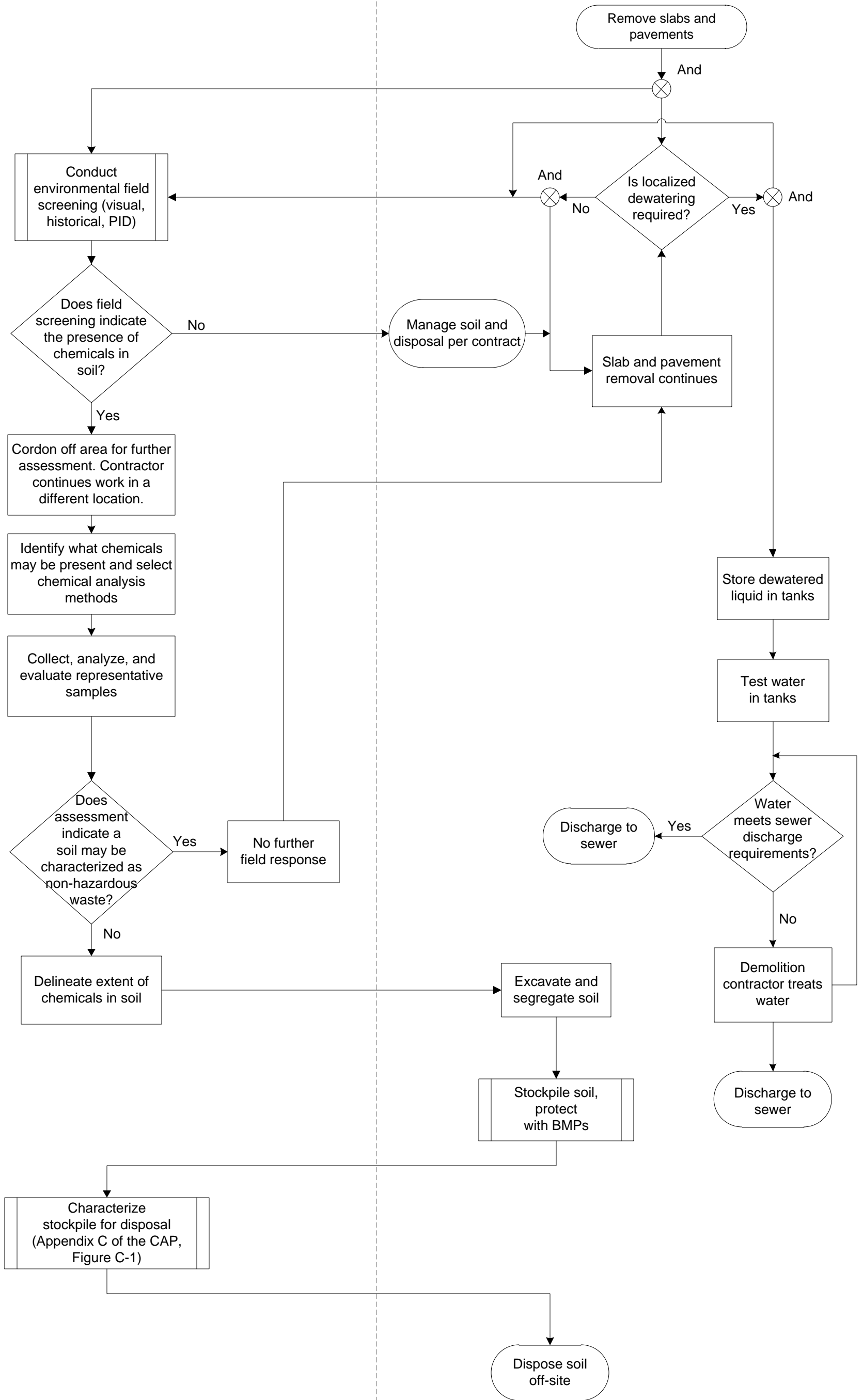


HALEY ALDRICH BUZZARD POINT DC UNITED SOCCER STADIUM STADIUM DEVELOPMENT AREA WASHINGTON D.C.

HISTORICAL ENVIRONMENTAL FEATURES AND SITE-WIDE GRID

Environmental Consultant Responsibility

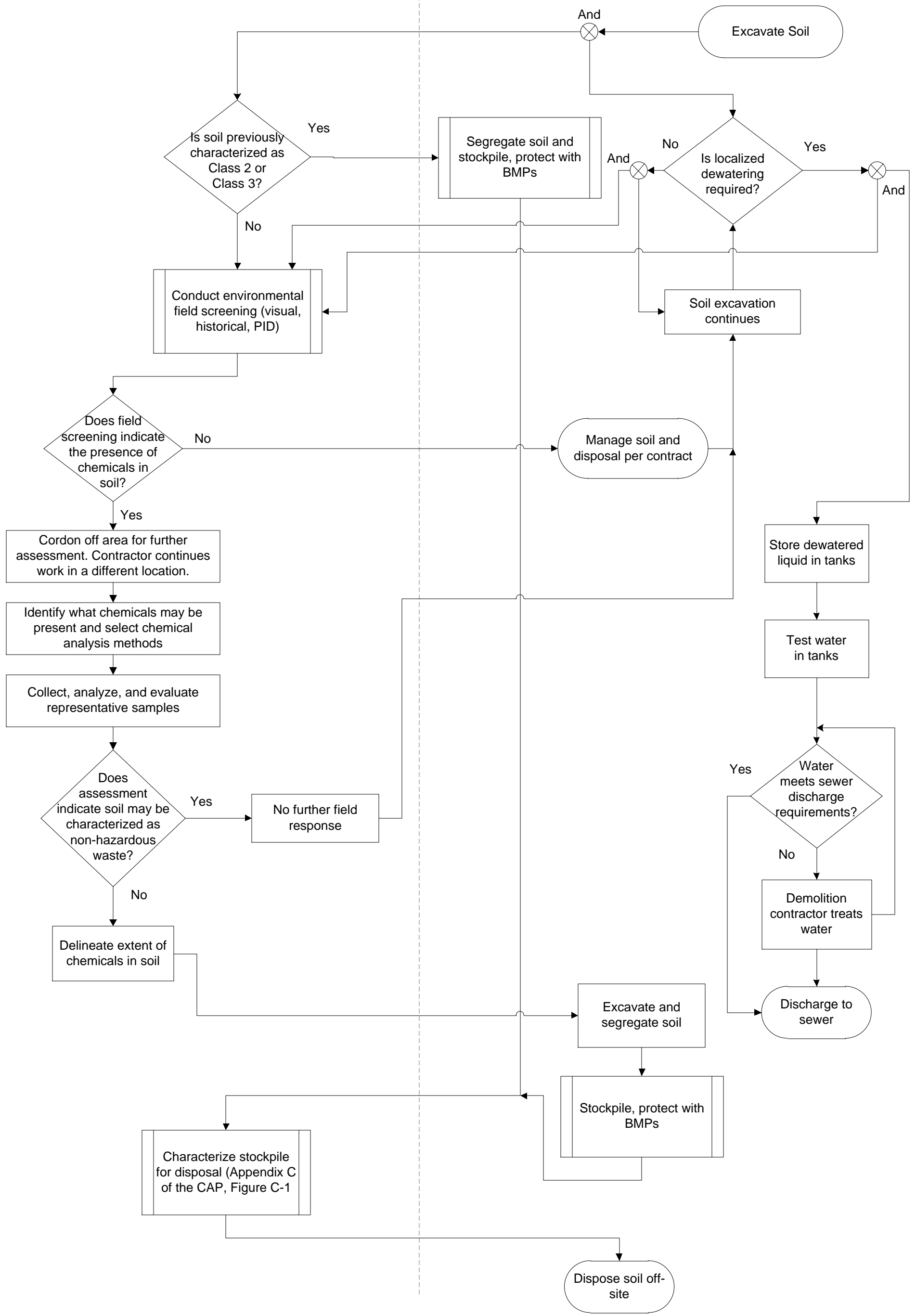
Contractor Responsibility



NOTES
 PID: Photoionization Detector
 BMP: Best Management Practice
 CAP: Cleanup Action Plan

Environmental Consultant Responsibility

Contractor Responsibility



NOTES

PID: Photoionization Detector
 BMP: Best Management Practice
 CAP: Cleanup Action Plan
 Class 2: soil with chemical concentrations above 20 times Toxicity Characteristic Leaching Procedure hazardous waste criteria
 Class 3: soil with total petroleum hydrocarbons above 25,000 parts per million

APPENDIX B

Underground Storage Tank Removal Procedures

APPENDIX B

UNDERGROUND STORAGE TANK REMOVAL PROCEDURES

If an underground storage tank (UST) is encountered during mass excavation activities, the redevelopment contractor shall stop work and the environmental consultant will review existing historical records to evaluate if the UST was previously known to exist.

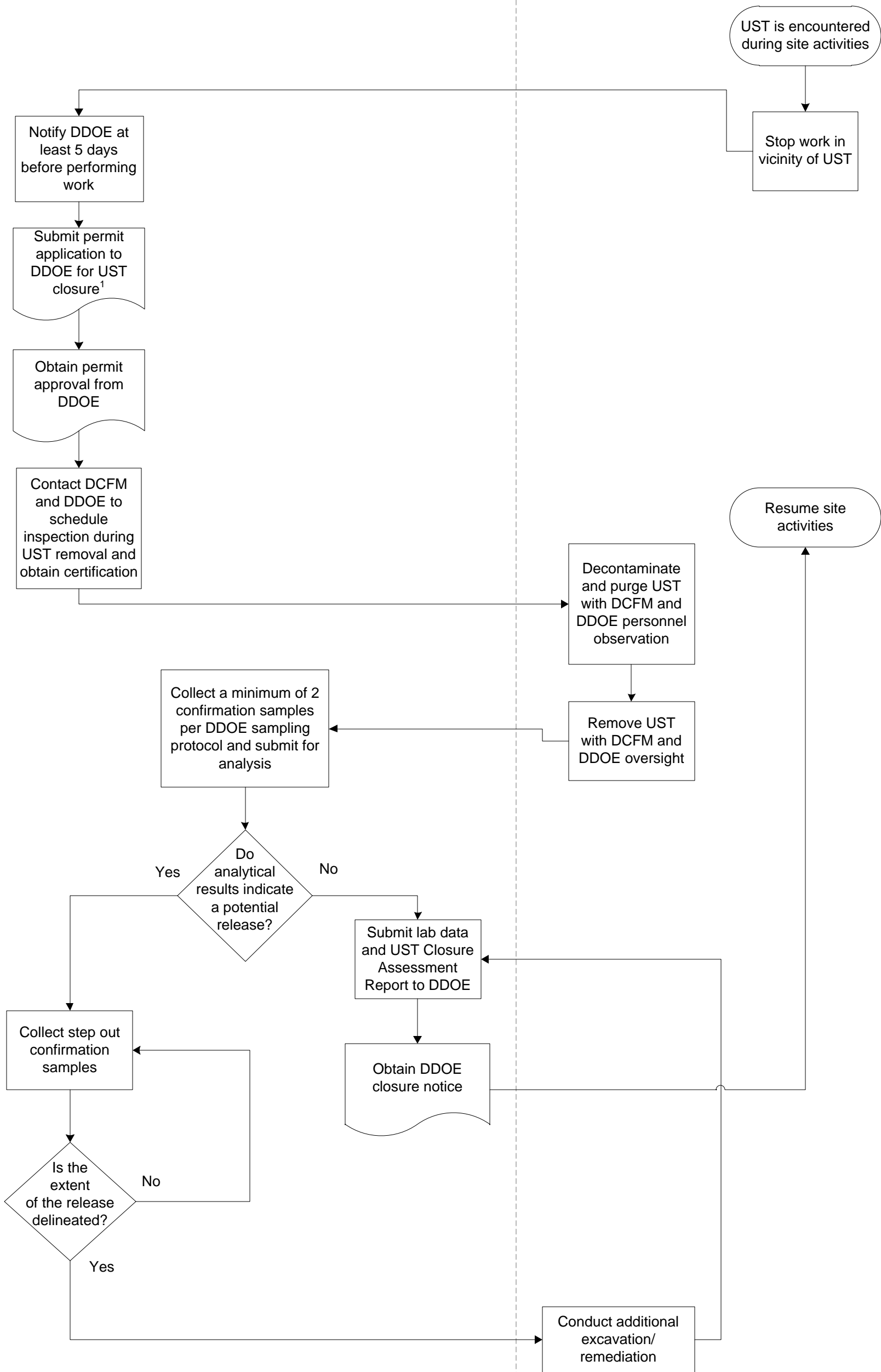
The environmental consultant will be responsible for completing the permit applications and obtaining the permit, overseeing the UST and associated piping removal, collecting confirmation samples, and obtaining closure. The environmental consultant will act as a liaison to the District of Columbia Department of the Environment (DDOE) and District of Columbia Fire Marshal to facilitate the removal and closure of any encountered UST. The environmental consultant will close the encountered UST in accordance with DDOE requirements as shown in Figure B-1.

Attachment:

Figure B-1 – Underground Storage Tank Closure Process Flow Chart

Environmental Consultant Responsibility

Contractor Responsibility



NOTES

UST: Underground Storage Tank
 DDOE: District Department of the Environment
 DCFM: D.C. Fire Marshal's Technical Inspections, Plans, and Permits Branch, Hazardous Materials Section
 1. Need to complete Standard Construction Permit form and Building Permit Application Supplemental form from the Permit Processing Division



BUZZARD POINT DC UNITED SOCCER STADIUM
 STADIUM DEVELOPMENT AREA
 WASHINGTON, D.C.

UNDERGROUND STORAGE TANK CLOSURE PROCESS FLOW CHART

AUGUST 2015

FIGURE B-1

APPENDIX C

Waste Sampling, Profiling, and Disposal

APPENDIX C

WASTE SAMPLING, PROFILING, AND DISPOSAL

During mass excavation activities, the environmental consultant will screen exposed soil. If environmental screening indicates the possible presence of chemicals, samples will be collected for laboratory analysis and the soil profiled prior to off-site transportation and disposal. These sampling, profiling, and disposal procedures include:

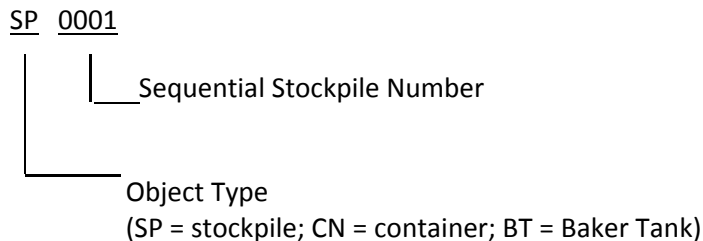
- Stockpile best management practices (BMPs);
- Material sampling and analysis;
- Waste profiling; and
- Coordinated waste transportation and disposal.

Stockpile Best Management Practices

Stormwater BMPs will be used to control runoff from site stockpiles and may include straw waddles (rolls) staked to the ground surface, geotextile fabric, or visqueen, based on the Storm Water Pollution Prevention Plan (SWPPP) for the site. The BMPs will be maintained for the duration of the project. Surface drainage and BMPs existing at the site, if appropriate, will be maintained in compliance with the SWPPP by the redevelopment contractor.

Material Management

Each generated stockpile will be assigned a unique identification number structured as follows:



Stockpiles generated from mass excavation will generally be limited to approximately 400 cubic yards of disturbed (bulked) material. Limiting the size of individual stockpiles will help avoid a situation where an entire large stockpile would have to be disposed of because a relatively small amount of the material contains chemicals above hazardous waste characterization criteria. For covering and sampling purposes, stockpiles will generally be limited to approximately 7 feet in height.

Container and Stockpile Sampling and Analysis

Soil/waste stockpiles segregated from confirmed non-hazardous stockpiles will be sampled, profiled, and characterized for disposal. The environmental consultant will be responsible for collecting the samples, submitting the samples to the selected laboratory, and waste profiling the stockpile. Waste will be disposed of by the redevelopment contractor.

APPENDIX C

Sampling frequency and analysis for stockpiles and containers will be determined by the waste receiving facility.

Waste Profiling

The environmental consultant will collect samples for waste profiling to assist in evaluating the appropriate disposal locations. Additional analyses (e.g., Toxicity Characteristic Leaching Procedure analysis) may be required to assess whether the stockpile is classified as non-hazardous or Resource Conservation and Recovery Act (RCRA) hazardous waste. A flow chart summarizing the waste profiling process is included as Figure C-1.

During mass excavation activities, it is possible that fluid will be encountered in subsurface structures and utilities, though it is not anticipated. The contractor shall collect and contain the fluid in drums or temporary tanks. The environmental consultant may also need to profile the fluid for disposal following similar procedures as described herein.

Waste Transportation and Disposal

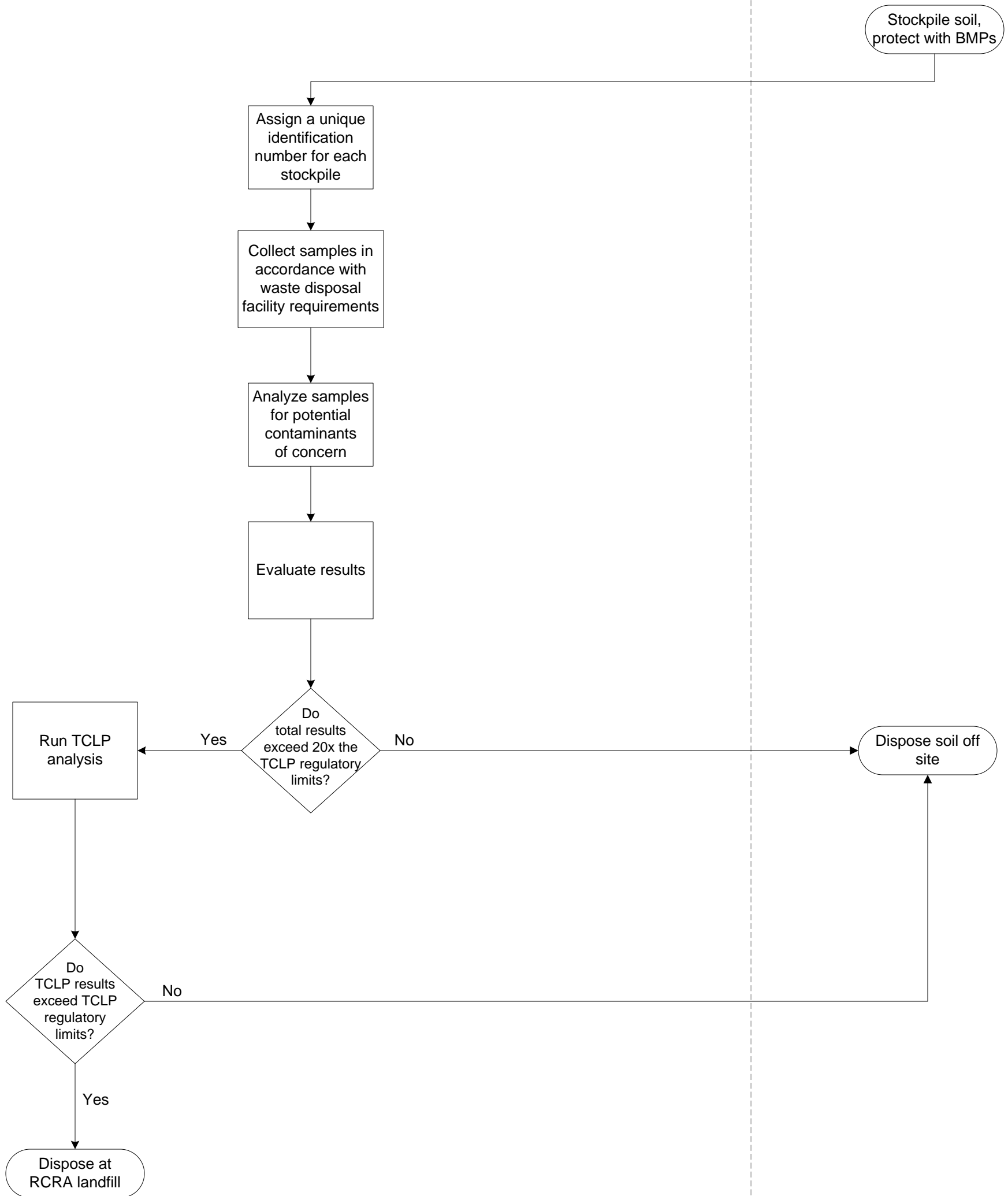
The environmental consultant is responsible for assisting with arranging and coordinating the off-Site transportation and disposal/recycling of generated RCRA wastes as shown in Figure C-1. Material will be transferred from the stockpile onto licensed waste transportation trucks under manifesting signed by the Department of General Services. The redevelopment contractor is responsible for the off-Site transportation of non-hazardous waste. All material will be covered and the truck evaluated for debris from the site prior to leaving the site. Should debris be noted, it will be cleaned prior to entry onto the public street.

Attachments:

Figure C-1 – Waste Profiling and Disposal Process Flow Chart

Environmental Consultant Responsibility

Contractor Responsibility



NOTES

RCRA: Resource Conservation Recovery Act
TCLP: Toxicity Characteristic Leaching Procedure
BMP: Best Management Practice



BUZZARD POINT DC UNITED SOCCER STADIUM
STADIUM DEVELOPMENT AREA
WASHINGTON, D.C.

WASTE PROFILING AND DISPOSAL PROCESS FLOW CHART

AUGUST 2015

FIGURE C-1